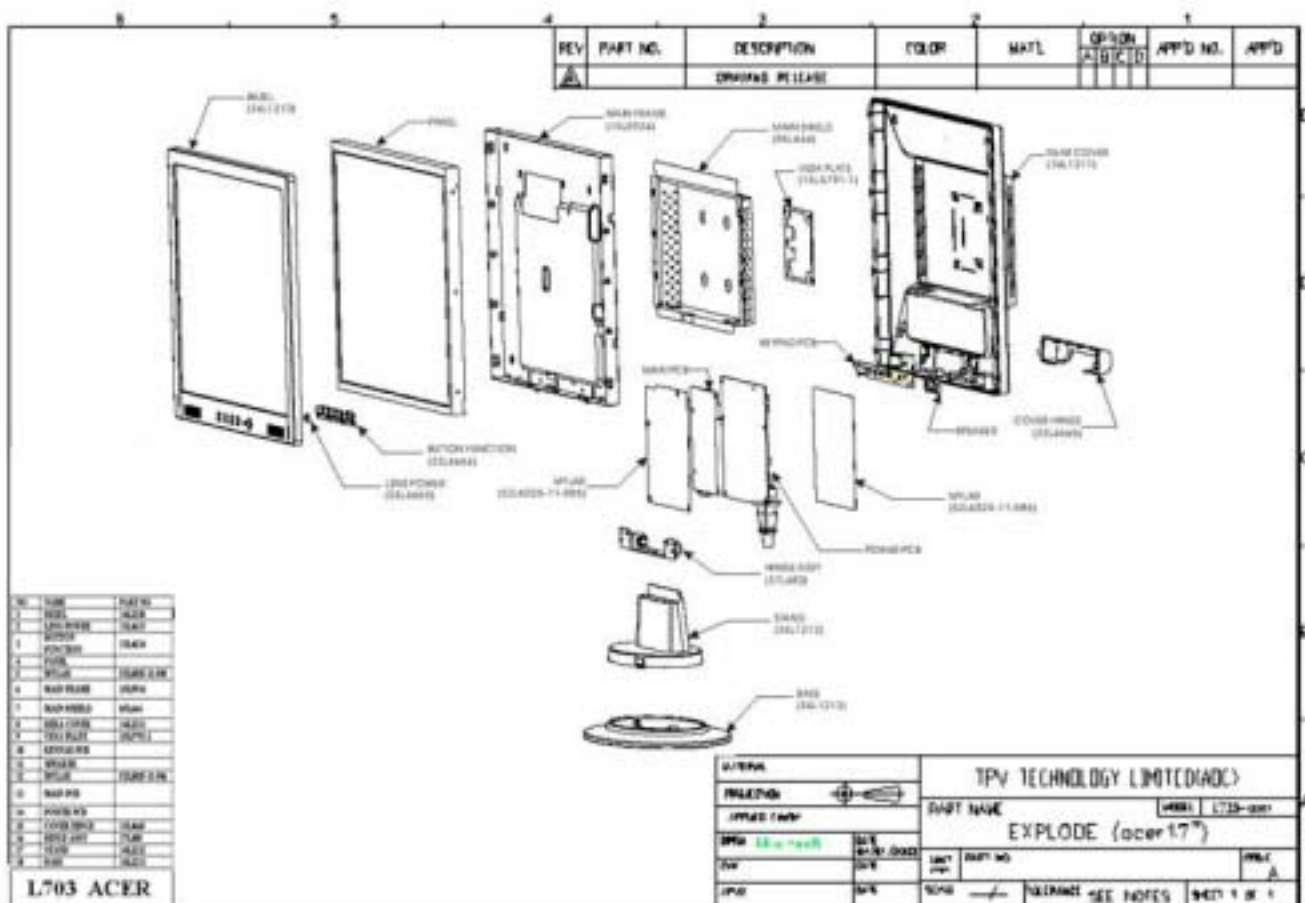







This chapter gives you the FRU (Field Replaceable Unit) listing in global configurations of AL1711. Refer to this chapter whenever ordering for parts to repair or for RMA (Return Merchandise Authorization). Please note that WHEN ORDERING FRU PARTS, you should check the most up-to-date information available on your regional web or channel. For whatever reasons a part number change is made, it will not be noted on the printed Service Guide. For ACER AUTHORIZED SERVICE PROVIDERS, your Acer office may have a DIFFERENT part number code from those given in the FRU list of this printed Service Guide. You MUST use the local FRU list provided by your regional Acer office to order FRU parts for repair and service of customer machines.








NOTE: To scrap or to return the defective parts, you should follow the local government ordinance or regulations on how to dispose it properly, or follow the rules set by your regional Acer office on how to return it.

Exploded Diagram









Note: above picture show the description of the following component.

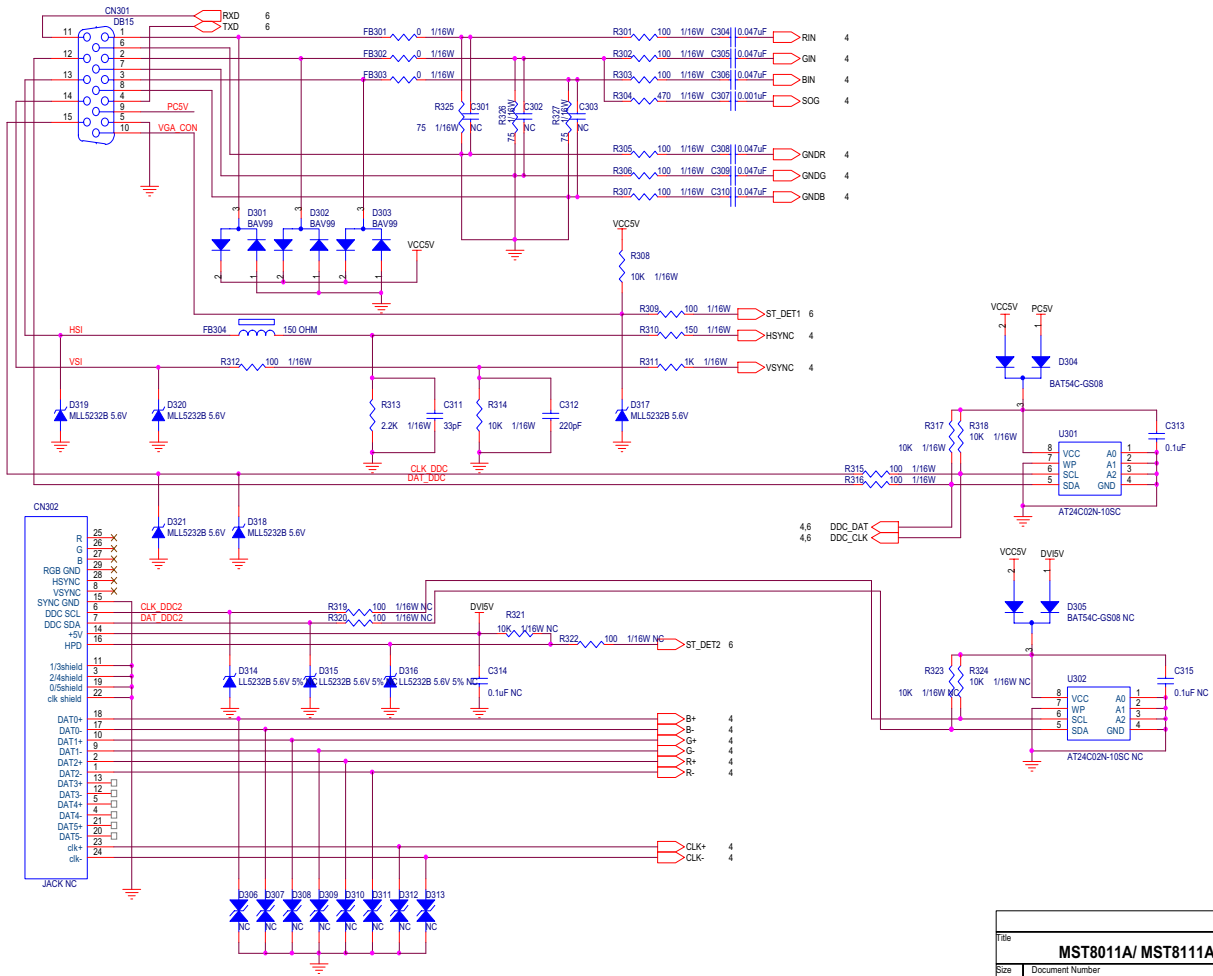
No.	Picture	Description
1		Front Bezel
2		Main Frame
3		Back cover
4		Panel
5		Shield

No.	Picture	Description
7		Hinge cover
8		Stand base
9		Foot sticker
10		Inverter board
11		Mylar
12		Function board
13		Speaker(option)

No.	Picture	Description
14		Main board
15		Audio Board(option)
16		Signal cable
17		Audio cable(option)
18		Power code
19		Inverter board cable
20		LVDS cable
21		Sponge
22		Mainframe screws

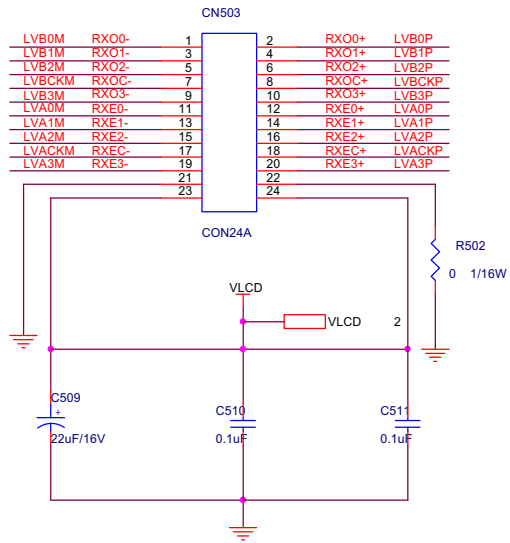
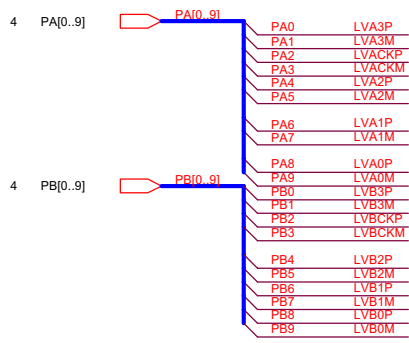
No.	Picture	Description
23		Rear panel screws
24		Ground bush
25		Hinge cover screws
26		Function board screws
27		Main shield screws
28		D-sub screws

Input



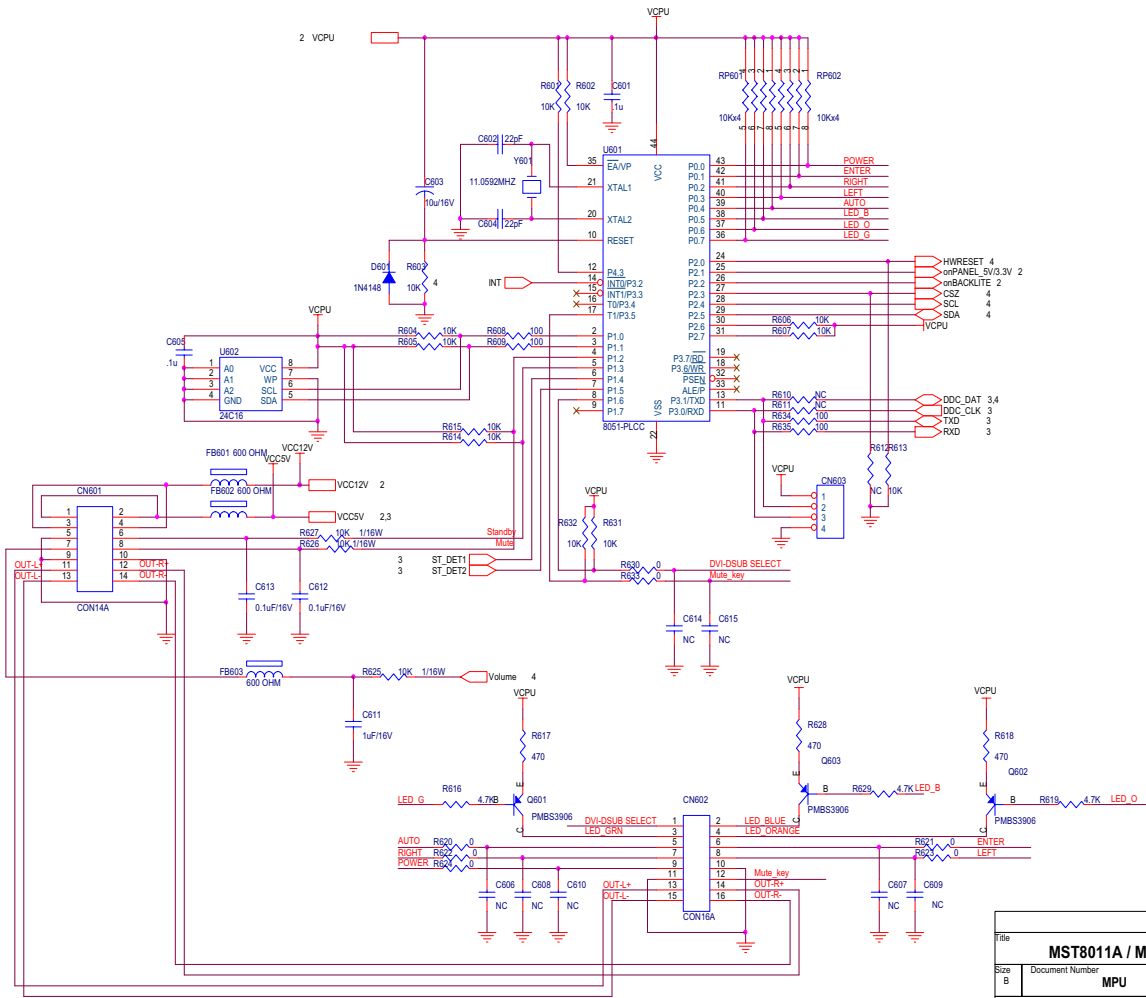
File		MST8011A/ MST811Aor AOC	
Size	Document Number	INPUT	Rev
B			A
Date:	Wednesday, June 25, 2003	Sheet	3 of 6

Panel Intreface



Title			
MST8011A / MST8111A for AOC			
Size	Document Number		Rev
A	PANEL INTERFACE		A
Date:	Thursday, May 08, 2003	Sheet	5 of 6

MCU



File	MST8011A / MST8111A for AOC	
Size	Document Number	Rev
B	MPU	A
Date:	Wednesday, June 25, 2003	Sheet 6 of 6