

# Aspire one Series Service Guide

Service guide files and updates are available on the ACER/CSD web; for more information, please refer to <http://csd.acer.com.tw>

PRINTED IN TAIWAN

---

# Revision History

Please refer to the table below for the updates made on Aspire one Series service guide.

Date	Chapter	Updates

---

## Copyright

Copyright © 2009 by Acer Incorporated. All rights reserved. No part of this publication may be reproduced, transmitted, transcribed, stored in a retrieval system, or translated into any language or computer language, in any form or by any means, electronic, mechanical, magnetic, optical, chemical, manual or otherwise, without the prior written permission of Acer Incorporated.

## Disclaimer

The information in this guide is subject to change without notice.

Acer Incorporated makes no representations or warranties, either expressed or implied, with respect to the contents hereof and specifically disclaims any warranties of merchantability or fitness for any particular purpose. Any Acer Incorporated software described in this manual is sold or licensed "as is". Should the programs prove defective following their purchase, the buyer (and not Acer Incorporated, its distributor, or its dealer) assumes the entire cost of all necessary servicing, repair, and any incidental or consequential damages resulting from any defect in the software.

Acer is a registered trademark of Acer Corporation.

Intel is a registered trademark of Intel Corporation.

Pentium and Pentium II/III are trademarks of Intel Corporation.

Other brand and product names are trademarks and/or registered trademarks of their respective holders.

---

## Conventions

The following conventions are used in this manual:

<b>SCREEN MESSAGES</b>	Denotes actual messages that appear on screen.
<b>NOTE</b>	Gives bits and pieces of additional information related to the current topic.
<b>WARNING</b>	Alerts you to any damage that might result from doing or not doing specific actions.
<b>CAUTION</b>	Gives precautionary measures to avoid possible hardware or software problems.
<b>IMPORTANT</b>	Reminds you to do specific actions relevant to the accomplishment of procedures.



---

## Preface

Before using this information and the product it supports, please read the following general information.

1. This Service Guide provides you with all technical information relating to the BASIC CONFIGURATION decided for Acer's "global" product offering. To better fit local market requirements and enhance product competitiveness, your regional office MAY have decided to extend the functionality of a machine (e.g. add-on card, modem, or extra memory capability). These LOCALIZED FEATURES will NOT be covered in this generic service guide. In such cases, please contact your regional offices or the responsible personnel/channel to provide you with further technical details.
2. Please note WHEN ORDERING FRU PARTS, that you should check the most up-to-date information available on your regional web or channel. If, for whatever reason, a part number change is made, it will not be noted in the printed Service Guide. For ACER-AUTHORIZED SERVICE PROVIDERS, your Acer office may have a DIFFERENT part number code to those given in the FRU list of this printed Service Guide. You MUST use the list provided by your regional Acer office to order FRU parts for repair and service of customer machines.



<b>System Specifications</b>	<b>1</b>
Features .....	1
System Block Diagram .....	3
Your Acer Notebook tour .....	4
Front View .....	4
Closed Front View .....	5
Left View .....	5
Right View .....	6
Bottom View .....	7
Indicators .....	8
TouchPad Basics .....	9
Using the Keyboard .....	10
Lock Keys and embedded numeric keypad .....	10
Windows Keys .....	11
Hot Keys .....	12
Special Key .....	13
Hardware Specifications and Configurations .....	14
 <b>System Utilities</b>	 <b>19</b>
BIOS Setup Utility .....	19
Navigating the BIOS Utility .....	19
Information .....	20
Main .....	21
Security .....	22
Boot .....	25
Exit .....	26
BIOS Flash Utility .....	27
DOS Flash Utility .....	27
WinFlash Utility .....	29
Remove HDD/BIOS Password Utilities .....	30
Clearing Password Check and BIOS Recovery .....	33
BIOS Recovery by Crisis Disk .....	35
Miscellaneous Utilities .....	37
 <b>Machine Disassembly and Replacement</b>	 <b>39</b>
Disassembly Requirements .....	39
Related Information .....	39
General Information .....	40
Pre-disassembly Instructions .....	40
Disassembly Process .....	40
External Module Disassembly Process .....	41
External Modules Disassembly Flowchart .....	41
Removing the Battery Pack .....	42
Removing the SD Dummy Card .....	43
Removing the SIMM card .....	44
Removing the Lower Covers .....	45
Removing the DIMM Module .....	47
Removing the 3G Module .....	48
Upper Cover Disassembly Process .....	50
Upper Cover Disassembly Flowchart .....	50
Removing the Keyboard .....	51
Removing the Upper Cover Mainboard Cables .....	53
Removing the Upper Cover .....	54
Remove the Power Switch pcb .....	57

# Table of Contents

Remove the Bluetooth module	57
Removing the TouchPad FFC	58
Lower Cover Disassembly Process	59
Lower Cover Disassembly Flowchart	59
Remove the WLAN Module	60
Remove the SSD Module	61
Remove the SD I/O Card	62
Remove the I/O Card Reader	62
Removing the Mainboard	64
Removing the CPU fan	65
Detaching the Antenna Cables	66
Removing the Speakers	66
Removing the LCD Module	67
Removing the DC Power Cable	68
LCD Module Disassembly Process	69
LCD Module Disassembly Flowchart	69
Removing the LCD Bezel	70
Removing the Camera Board	71
Removing the Microphone Board	72
Removing the LCD Panel	74
Removing the LCD Brackets and FPC Cable	75
Removing the LCD Antennas	77
Reassembly Procedure	79
Replacing the Antennas	79
Replacing the LCD Cable and Brackets	80
Replacing the LCD Panel	81
Replacing the Microphone Board	82
Replacing the Camera Board	83
Replacing the LCD Bezel	84
Lower Cover Reassembly Procedure	86
Replacing the DC Power Cable	86
Replacing the LCD Module	87
Replacing the Speakers	87
Re-attaching the Antenna Cables	88
Replacing the CPU Fan	89
Connecting the I/O Cable	89
Replacing the Mainboard	90
Connecting the I/O Card Reader	91
Connecting the SSD Module	92
Connecting the SD I/O Card	92
Replacing the WLAN Module	93
Completed Lower Case Assembly	94
Upper Cover Reassembly Process	95
Reconnecting the TouchPad FFC	95
Replacing the Bluetooth module	95
Replacing the Power Switch pcb	96
Replacing the Upper Cover	98
Replacing the Top Cover Mainboard Cables	100
Replacing the Keyboard	101
Reassembling the 3G Module	102
Replacing the DIMM Module	103
Replacing the Lower Covers	104
Replacing the SIMM Card	105
Replacing the SD Dummy Card	106
Replacing the Battery Pack	106

<b>Troubleshooting</b>	<b>107</b>
Common Problems	107
Power On Issue	108
No Display Issue	109
Random Loss of BIOS Settings	110
LCD Failure	110
Built-In Keyboard Failure	111
TouchPad Failure	112
Internal Speaker Failure	112
Internal Microphone Failure	114
SSD Not Operating Correctly	115
USB Failure (Rightside)	116
Wireless Function Test	116
3G Function Test	117
Switch	117
Cosmetic	118
Thermal Units	118
External Mouse Failure	119
Other Failures	119
Intermittent Problems	121
Undetermined Problems	121
POST Code Reference Tables	122
Sec:	122
Memory:	122
BDS & Specific action:	123
Each PEIM entry point used in 80_PORT	124
Each Driver entry point used in 80_PORT	125
Each SmmDriver entry point used in 80_PORT	127
<b>Jumper and Connector Locations</b>	<b>129</b>
Top View	129
Bottom View	130
<b>FRU (Field Replaceable Unit) List</b>	<b>131</b>
Exploded Diagrams	132
Top Cover Assembly	132
Base Assembly	133
LCD Assembly	134
Aspire one FRU List	135
Screw List	142
<b>Model Definition and Configuration</b>	<b>144</b>
Aspire one Series	144
<b>Test Compatible Components</b>	<b>259</b>
Windows XP Environment Test	260
<b>Online Support Information</b>	<b>265</b>
<b>Index</b>	<b>267</b>

# ***Table of Contents***

# System Specifications

---

## Features

Below is a brief summary of the computer's many features:

### Operating System

- Microsoft Windows® XP™/Linux

### Platform

- Intel Diamondville SC
- Intel 945GSE+ICH7M chipset

### System Memory

- One socket 200-pin +1.8V DDRII SO-DIMM supporting DDRII 533MHz SDRAM memory interface design
- 0MB DDR RAM on board
- DDRII 533/667MHz; max. 2.0GB with 1 slot

### Display

- 10.1" WSVGA 180nits ,16ms
- UMA only

### Storage subsystem

- SATA interface
- SSD module with MLC NAND Flash
- 16GB or Above
- 5-in-1 card reader and 1 SD expansion (Linux only)

### Audio

- High Definition audio support with 2W built-in speaker
- Realtek ALC272X-GR Azalia Codec
- Built-in Microphone
- Headphone jack

### Dimensions and Weight

- 258.5x185.5x20/23.5mm
- <= 1000g

---

## Communication

- Atheros AR8114/AR8132 for 10/100 LAN
- Mini-card Wireless LAN: 3rd party 802.11bg
- Wake-on-LAN support
- 0.3M fixed type webcam (low light)
- BT 2.0 (optional)
- 3G supported (optional)

## Power subsystem

- 3-cell 2200mAh or 6-cell 5200/5800mAh battery
- Main battery: 3/6-cell Li-Ion cylindrical battery pack (2200 mAh ~ 5200 mAh), 3-hour battery life with 3-cell battery; 6-hour battery life with 6-cell battery
- 30W 19V 3-pin AC adapter

## Special keys and controls

- New Acer flat keyboard
- Supports Application keys for Windows XP/Linux version
- Support for Home key and Application keys for Windows XP/Linux version
- Multi-language support

## I/O interface

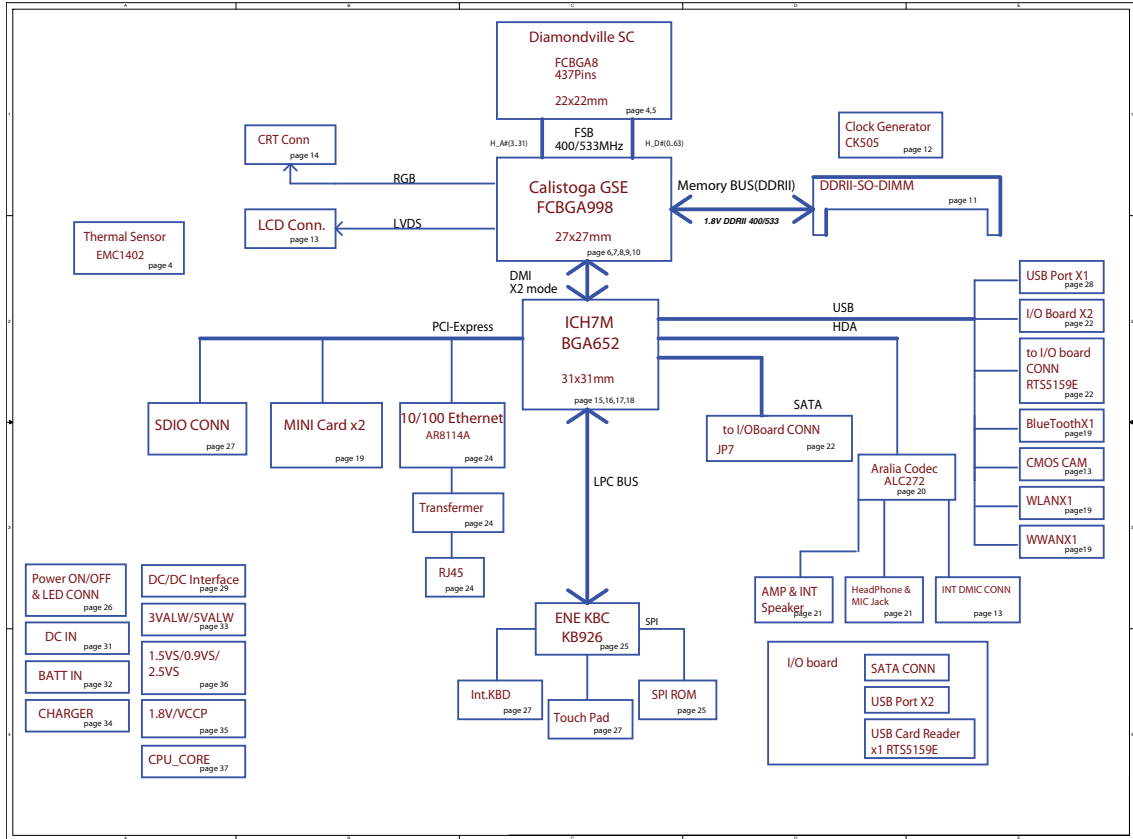
- Color-coded connectors
- External display (15-pin VGA) port
- Microphone jack
- Headphone/line-out jack
- 3 USB 2.0 ports
- DC-in jack for AC adapter
- Ethernet (RJ-45) port
- 5-in-1 card reader (MS, MS Pro, SD, MMC, xD)
- SD card reader

## Environment:

- Operating: 5 °C to 35 °C
- Non-operating: -20 °C to 65 °C
- Humidity (non-condensing):
  - Operating: 20% to 80%
  - Non-operating: 20% to 80%



# System Block Diagram







# Your Acer Notebook tour

After knowing your computer features, let us show you around your new computer.

## Front View



No.	Icon	Item	Description
1		Acer Crystal Eye Webcam	Web camera for video communication.
2		Microphone	Internal microphone for sound recording.
3		Display screen	Also called Liquid-Crystal Display (LCD), displays computer output.
4		Bluetooth communication switch/indicator	Enables/disables the Bluetooth function. Indicates the status of Bluetooth communication. (only for certain models)
5		Status indicators	Light-Emitting Diodes (LEDs) that light up to show the status of the computer's functions and components.
6		Keyboard	For entering data into your computer.

No.	Icon	Item	Description
7		TouchPad	Touch-sensitive pointing device which functions like a computer mouse.
8		Click buttons (left and right)	The left and right buttons function like the left and right mouse buttons.
9		Battery/3G/Wireless LAN communication indicator	Indicates the status of Battery/3G/Wireless LAN communication. (only for certain models)
10		Power button/indicator	Turns the computer on and off.



## Closed Front View






No.	Icon	Item	Description
1		Wireless/3G communication switch	Enables/disables the wireless/3G function.


## Left View








No.	Icon	Item	Description
2		Ethernet (RJ-45) port	Connects to an Ethernet 10/100-based network.
3		Ventilation slots and cooling fan	Enable the computer to stay cool, even after prolonged use. <b>Note:</b> Do not cover or obstruct the opening of the fan
4		External display (VGA) port	Connects to a display device (e.g., external monitor, LCD projector).

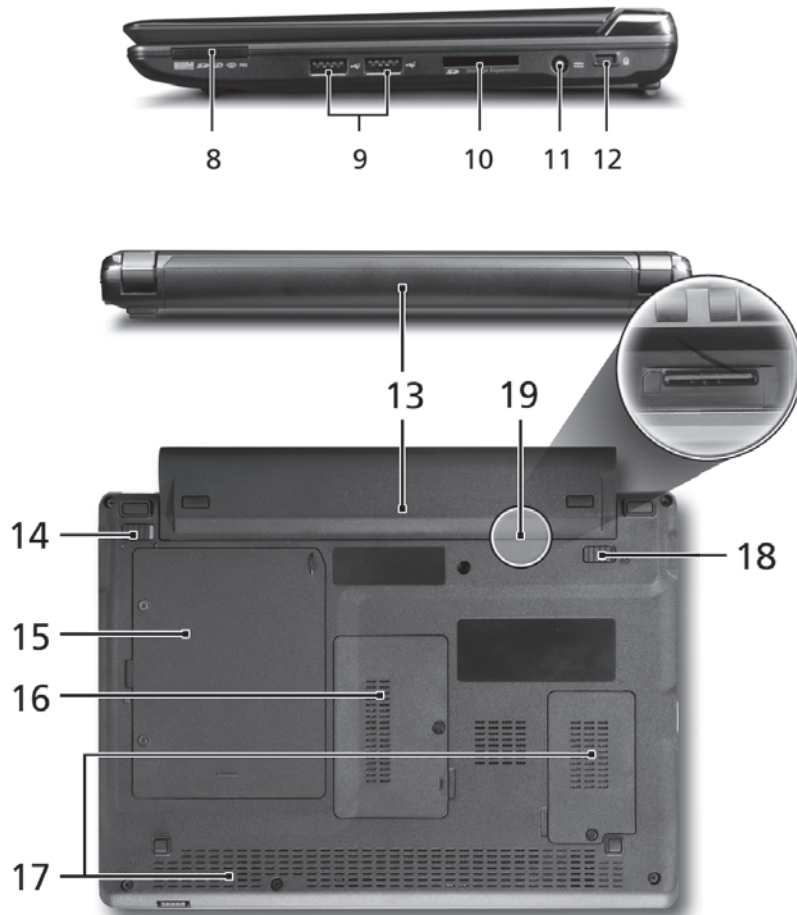
No.	Icon	Item	Description
5		USB 2.0 port	Connects to USB 2.0 devices (e.g., USB mouse)
6		Microphone-in jack	Accepts input from external microphones.
7		Headphone/speaker/line-out jack	Connects to line-out audio devices (e.g., speakers, headphones).






## Right View



No.	Icon	Item	Description
8		Multi-in-one card reader	Accepts Secure Digital (SD), MultiMediaCard (MMC), Memory Stick (MS), Memory Stick PRO (MS PRO), xD-Picture Card (xD). <b>Note:</b> Push to remove/install the card. Only one card can operate at any given time.
9		USB 2.0 port	Connects to USB 2.0 devices (e.g., USB mouse).
10		SD Expansion slot	Accepts Secure Digital (SD) Card. <b>Note:</b> Push to remove/install the card. (only for certain models)
11		DC-in jack	Connects to an AC adapter
12		Kensington lock slot	Connects to a Kensington-compatible computer security lock.

## Bottom View









No.	Icon	Item	Description
13		Battery bay	Houses the computer's battery pack. <b>Note:</b> The battery shown is for reference only. Your PC may have a different battery, depending on the model purchased.
14		Battery lock	Locks the battery in position.
15		Hard disk bay	Houses the computer's hard disk (secured with screws). (only for certain models)
16		Memory compartment	Houses the computer's main memory.
17		Ventilation slots	Vents enable the computer to stay cool, even after prolonged use. <b>Note:</b> Do not cover or obstruct the cooling vents.
18		Battery release latch	Releases the battery for removal.
19		3G SIM card slot	Accepts a 3G SIM card for 3G connectivity. (only for certain models)

---

## Indicators

The computer has several easy-to-read status indicators. The battery indicator is visible even when the computer cover is closed.

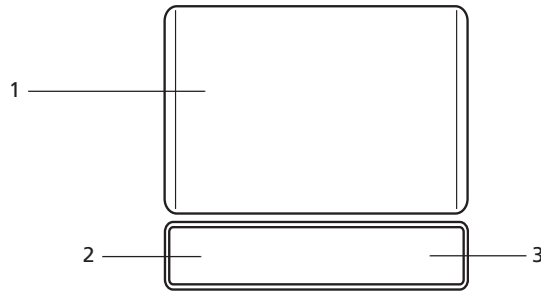
Icon	Function	Description
	Bluetooth	Indicates the status of Bluetooth communication.
	Wireless LAN	Indicates the status of Wireless LAN communication.
	3G communication	Indicates the status of 3G communication.
	Num Lock	Lights up when Num Lock is activated.
	Caps Lock	Lights up when Caps Lock is activated.
	Battery	Indicates the computer's battery status.

**NOTE:** 1. **Charging:** The battery light shows amber when the battery is charging. 2. **Fully charged:** The light shows green when in AC mode.

---

# TouchPad Basics

The following items show you how to use the TouchPad:



- Move your finger across the TouchPad (1) to move the cursor.
- Press the left (2) and right (3) buttons located beneath the TouchPad to perform selection and execution functions. These two buttons are similar to the left and right buttons on a mouse. Tapping on the TouchPad is the same as clicking the left button.

Function	Left Button (2)	Right Button (3)	Main TouchPad (1)
Execute	Quickly click twice.		Tap twice (at the same speed as double-clicking a mouse button).
Select	Click once.		Tap once.
Drag	Click and hold, then use finger on the TouchPad to drag the cursor.		Tap twice (at the same speed as double-clicking a mouse button); rest your finger on the TouchPad on the second tap and drag the cursor.
Access context menu		Click once.	

**NOTE:** Illustrations for reference only. The exact configuration of your PC depends on the model purchased.

**NOTE:** When using the TouchPad, keep it - and your fingers - dry and clean. The TouchPad is sensitive to finger movement; hence, the lighter the touch, the better the response. Tapping too hard will not increase the TouchPad's responsiveness.

**NOTE:** By default, vertical and horizontal scrolling is enabled on your touchpad. It can be disabled under Mouse settings in Windows Control Panel.

# Using the Keyboard

Your Aspire One has a close-to-full-sized keyboard and an embedded numeric keypad, separate cursor, lock, function and special keys.

## Lock Keys and embedded numeric keypad

The keyboard has three lock keys which you can toggle on and off.



Lock key	Description
Caps Lock	When Caps Lock is on, all alphabetic characters typed are in uppercase.
Num Lock <b>&lt;Fn&gt; + &lt;F11&gt;</b>	When Num Lock is on, the embedded keypad is in numeric mode. The keys function as a calculator (complete with the arithmetic operators +, -, *, and /). Use this mode when you need to enter a lot of numeric data. A better solution would be to connect an external keypad.
Scroll Lock <b>&lt;Fn&gt; + &lt;F12&gt;</b>	When Scroll Lock is on, the screen moves one line up or down when you press the up or down arrow keys respectively. Scroll Lock does not work with some applications.




















The embedded numeric keypad functions like a desktop numeric keypad. It is indicated by small characters located on the upper right corner of the keycaps. To simplify the keyboard legend, cursor-control key symbols are not printed on the keys.

Desired access	Num Lock on	Num Lock off
Number keys on embedded keypad	Type numbers in a normal manner.	
Cursor-control keys on embedded keypad	Hold <b>&lt;Shift&gt;</b> while using cursor-control keys.	Hold <b>&lt;Fn&gt;</b> while using cursor-control keys.
Main keyboard keys	Hold <b>&lt;Fn&gt;</b> while typing letters on embedded keypad.	Type the letters in a normal manner.



# Windows Keys

The keyboard has two keys that perform Windows-specific functions.

Key	Description
 Windows key	<p>Pressed alone, this key has the same effect as clicking on the Windows Start button; it launches the Start menu. It can also be used with other keys to provide a variety of functions:</p> <ul style="list-style-type: none"> <li>&lt;  &gt;: Open or close the Start menu</li> <li>&lt;  &gt; + &lt;D&gt;: Display the desktop</li> <li>&lt;  &gt; + &lt;E&gt;: Open Windows Explore</li> <li>&lt;  &gt; + &lt;F&gt;: Search for a file or folder</li> <li>&lt;  &gt; + &lt;G&gt;: Cycle through Sidebar gadgets</li> <li>&lt;  &gt; + &lt;L&gt;: Lock your computer (if you are connected to a network domain), or switch users (if you're not connected to a network domain)</li> <li>&lt;  &gt; + &lt;M&gt;: Minimizes all windows</li> <li>&lt;  &gt; + &lt;R&gt;: Open the Run dialog box</li> <li>&lt;  &gt; + &lt;T&gt;: Cycle through programs on the taskbar</li> <li>&lt;  &gt; + &lt;U&gt;: Open Ease of Access Center</li> <li>&lt;  &gt; + &lt;X&gt;: Open Windows Mobility Center</li> <li>&lt;  &gt; + &lt;BREAK&gt;: Display the System Properties dialog box</li> <li>&lt;  &gt; + &lt;SHIFT+M&gt;: Restore minimized windows to the desktop</li> <li>&lt;  &gt; + &lt;TAB&gt;: Cycle through programs on the taskbar by using Windows Flip 3-D</li> <li>&lt;  &gt; + &lt;SPACEBAR&gt;: Bring all gadgets to the front and select Windows Sidebar</li> <li>&lt;CTRL&gt; + &lt;  &gt; + &lt;F&gt;: Search for computers (if you are on a network)</li> <li>&lt;CTRL&gt; + &lt;  &gt; + &lt;TAB&gt;: Use the arrow keys to cycle through programs on the taskbar by using Windows Flip 3-D</li> </ul> <p><b>Note:</b> Depending on your edition of Windows Vista, some shortcuts may not function as described.</p>
 Application key	<p>This key has the same effect as clicking the right mouse button; it opens the application's context menu.</p>

# Hot Keys

The computer employs hotkeys or key combinations to access most of the computer's controls like screen brightness and volume output.

To activate hotkeys, press and hold the **<Fn>** key before pressing the other key in the hotkey combination.



Hotkey	Icon	Function	Description
<Fn> + <F1>		Power Options	Display the Power Options Properties dialog box.
<Fn> + <F2>		System Properties	Display the System Properties dialog box.
<Fn> + <F3>		Bluetooth communication switch	Enables/disables the Bluetooth function.
<Fn> + <F4>		Sleep	Puts the computer in Sleep mode.
<Fn> + <F5>		Display toggle	Switches display output between the display screen, external monitor (if connected) and both.
<Fn> + <F6>		Screen blank	Turns the display screen backlight off to save power. Press any key to return.
<Fn> + <F7>		TouchPad toggle	Turns the internal TouchPad on and off.
<Fn> + <F8>		Speaker toggle	Turns the speakers on and off.
<Fn> + <▷>		Brightness up	Increases the screen brightness.
<Fn> + <◁>		Brightness down	Decreases the screen brightness.
<Fn> + <△>		Volume up	Increases the sound volume. (only for certain models)
<Fn> + <▽>		Volume down	Decreases the sound volume.

---

## Special Key

You can locate the Euro symbol and the US dollar sign at the upper-center and/or bottom-right of your keyboard.



### The Euro symbol

1. Open a text editor or word processor.
2. Hold **<Alt Gr>** and then press the **<5>** key at the upper-center of the keyboard.

**NOTE:** Some fonts and software do not support the Euro symbol.

### The US dollar sign

1. Open a text editor or word processor.
2. Hold **<Shift>** and then press the **<4>** key at the upper-center of the keyboard.

**NOTE:** This function varies according to the language settings.

# Hardware Specifications and Configurations

## Processor

Item	Specification
CPU type	Intel® Atom™ Processor N270/N280
CPU package	Micro-FCBGA8 packaging, 437-pin
Core Logic	<ul style="list-style-type: none"> <li>Intel 945GSE</li> <li>ICH7M</li> </ul>
Chipset	<ul style="list-style-type: none"> <li>ENE KB926 for Keyboard Controller, Battery management Unit, and RTC.</li> <li>Integrated VGA solution for Intel 945GSE.</li> <li>Realtek ALC272X-GR for High Definition Audio Codec.</li> <li>Atheros AR8132 for 10/100 LAN</li> </ul>
Features	<ul style="list-style-type: none"> <li>On-die, primary 32-kB instructions cache and 24-kB write-back data cache</li> <li>533-MHz source-synchronous front side bus (FSB)</li> <li>2-Threads support</li> <li>On-die 512-kB, 8-way L2 cache</li> <li>Support for IA 32-bit architecture</li> <li>Intel® Streaming SIMD Extensions-2 and -3 (Intel® SSE2 and Intel® SSE3) support and Supplemental Streaming SIMD Extension 3 (SSSE3) support</li> <li>Micro-FCBGA8 packaging technologies</li> <li>Thermal management support via Intel® Thermal Monitor 1 and Intel Thermal Monitor 2</li> <li>FSB Lane Reversal for flexible routing</li> <li>Supports C0/C1(e)/C2(e)/C4(e)</li> <li>L2 Dynamic Cache Sizing</li> <li>Advanced power management features including Enhanced Intel SpeedStep® Technology</li> <li>Execute Disable Bit support for enhanced security</li> </ul>

## Processor Specifications

Item	CPU Speed	Cores	Bus Speed	Mfg Tech	Cache Size	Package	Core Voltage	Acer P/N
N270	1.6 GHz	1	533 MHz	45 nm	512 KB	Micro-FCBGA8		KC.ANB01.270
N280	1.66 GHz	1	667 MHz	45 nm	512 KB	Micro-FCBGA8		KC.ANB01.280

## CPU Fan Tru Value Table (SSD)

CPU Temperature	Fan Speed (RPM)	SPL Spec (dBA)
Td		
40	4000	21
47	5200	26
55	5900	29

- Throttling 50%: On= 85°C; OFF=75°C
- OS shut down at 90°C; H/W shut down at 92°C

---

**System Memory**

Item	Specification
Memory controller	Built in
Memory size	2 GB DDRII RAM
DIMM socket number	1
Supports memory size per socket	2 GB
Supports maximum memory size	2 GB
Supports DIMM type	DDR II 533Mhz SDRAM memory interface design
Supports DIMM Speed	533Mhz SDRAM

**System Storage**

Item	Specification
SSD	<ul style="list-style-type: none"><li>• Easily removable</li><li>• SATA interface</li><li>• SSD module with MLC NAND Flash</li><li>• 16GB or Above</li></ul>

**BIOS**

Item	Specification
BIOS vendor	InSyde
BIOS Version	v0.10
BIOS ROM type	Flash
BIOS ROM size	1 MB
Features	<ul style="list-style-type: none"> <li>• Support ISIPP</li> <li>• Support Acer UI</li> <li>• Support multi-boot</li> <li>• Suspend to RAM (S3)/Disk (S4)</li> <li>• Various hot-keys for system control</li> <li>• Support SMBUS 2.0, PCI2.3</li> <li>• ACPI 2.0 compliance with Intel Speed Step Support C1, C2, C3, C4 and S3, S4 for mobile CPU</li> <li>• DMI utility for BIOS serial number configurable/asset tag</li> <li>• Support PXE</li> </ul>

**LCD 10.1"**

Item	Specification		
Vendor/model name	AUO B101AW03	LG LP101WSVGA	CMO N101L6-L02
Screen Diagonal (mm)	255.54	257 (10.1")	
Active Area (mm)	222.72 x 125.28	222.72(H) x 125.28(V)	222.72 (H) x 125.28 (V)
Display resolution (pixels)	1024 x 3(RGB) x 600	1024 x 600	1024 x R.G.B. x 600
Pixel Pitch (mm)	0.2175 (H) X 0.2088 (V)	0.2175(H) x 0.2088(V) (typical)	0.2175 (H) x 0.2088 (V)
Typical White Luminance (cd/m <sup>2</sup> ) also called Brightness	200 typ. (5 points average)	200	200 typ.
Contrast Ratio	400:1 typ	300:1 (typical)	650:1 typ.
Response Time (Optical Rise Time/Fall Time) msec	16 typ / 25 Max	16 (typical)	7 (typical)
Typical Power Consumption (watt)	2.8 max.	1.4 - 2.46	1.15 typ.
Weight (g)	190 max.	190	180
Physical Size (mm)	235 x 143 x 5.2	235 x 143 x 5/5.2	235 x 143 x 4.9
Electrical Interface	1 channel LVDS	LVDS	LVDS
Viewing Angle (degree) Horizontal (Right) CR = 10 (Left) Vertical (Upper) CR = 10 (Lower)	45/45 (typical) 15/35 (typical)	45/45 (typical) 20/40 (typical)	45/45 (typical) 20/45 (typical)

## Audio Codec and Amplifier

Item	Specification
Audio Controller	REALTEK ALC272X-GR
Features	<ul style="list-style-type: none"> <li>• Meets performance and function requirements defined in Microsoft WLP 3.0x and future WLP version</li> <li>• Two stereo DAC supports 16/20/24-bit PCM format for multiple streaming of playback</li> <li>• Two stereo ADC support 16/20/24-bit PCM format for multiple streaming of recording</li> <li>• All DAC support independent 44.1k/48k/96k/192kHz sample rate</li> <li>• All ADC support independent 44.1k/48k/96k/192kHz sample rate</li> <li>• Two independent S/PDIF output supports 16/20/24-bit format and 44.1k/48k/96k/192kHz sample rate</li> <li>• All analog jack ports except MONO, BEEP-IN, MIC1 and HP-OUT are stereo input and output re-tasking</li> <li>• Supports line level mono output</li> <li>• Supports analog PCBEEP input, and a digital BEEP generator is integrated.</li> <li>• Up to four channels of digital microphone array input are supported for AEC/BF application</li> <li>• Supports legacy analog input to analog output mixer</li> <li>• Built-in five headphone amplifiers for port-A and port-D, port-E, port-F and port-I.</li> <li>• Headphone amplifier for port-I (HP-OUT) is designed to drive output without external DC blocking capacitors</li> <li>• Software selectable 2.5V and 3.2V reference output for microphone bias</li> <li>• Software selectable boost gain (+10/+20/+30dB) for analog microphone input</li> <li>• Two jack detection pins, each supports detection of up to 4 jacks</li> <li>• Jack detection function is supported when device is in power down mode (D3)</li> <li>• Supports two GPIO (general purpose input and output) pins (pin sharing with digital microphone interface)</li> <li>• Supports EAPD (external amplifier power down) control for external amplifier</li> <li>• Support 1.5V~3.3V scalable I/O for HD Audio link</li> <li>• Supports anti-pop mode when analog power AVDD is on and digital power is off</li> <li>• 48-pin LQFP 'Green' package</li> </ul>

## LAN Interface

Item	Specification
LAN Chipset	Atheros AR8114 10/100 Mbps Fast Ethernet LAN with Integrated Transceiver
Features	<ul style="list-style-type: none"> <li>• PCI-E interface LAN controller</li> <li>• PCIE V1.1 compliant</li> <li>• Supports wake on LAN</li> <li>• 48-pin QFN package</li> </ul>

## Keyboard

Item	Specification
Type	New Acer flat keyboard
Total number of keypads	84
Windows logo key	Yes
Internal & external keyboard work simultaneously	Plug USB keyboard to the USB port directly: Yes

### Mini Card

Item	Specification
Number Supported	2
Features	<ul style="list-style-type: none"><li>• 2 mini card slot (1 for 3G/WiMax (full-size) and 1 for WLAN (half-size))</li><li>• Embedded 3G module and 2 built-in antennas (combo wireless + 3G) on top of LCD</li></ul>

### Camera

Item	Specification
Vendor and model	Chicony Camera Module CNF9011
Type	USB Video Class with 1/6"CMOS sensor

### 3G Card

Item	Specification
Features	<ul style="list-style-type: none"><li>• 3G card in mini card slot for 3G/ WiMAX (full-size)</li><li>• Control by USB interface</li><li>• Sim card located under battery</li><li>• Antenna: Has to be placed on the sides of LCD in A/B cover</li></ul>

### Bluetooth interface

Item	Specification
Chipset	<ul style="list-style-type: none"><li>• FOXCON T60H928.01 LF Bluetooth miniUSB module</li></ul>
Features	<ul style="list-style-type: none"><li>• Embedded USB solution with antenna</li><li>• Bluetooth 2.0+EDR</li><li>• Bluetooth control for BT optical mouse</li></ul>

### Wireless LAN

Item	Specification
Type	IEEE802.11 b/g Half PCI-e Card
Features	<ul style="list-style-type: none"><li>• IEEE 802.11 b/g</li><li>• PCI-Express Half Mini card (H2 type)</li></ul>

### Battery

Item	Specification	
Vendor & model name	SANYO UM-2009A/AW SONY UM-2009A/AW PANASONIC UM-2009AW SIMPLO UM-2009A/AW	SANYO UM-2009B/BW SONY UM-2009B/BW SIMPLO UM-2009A
Battery Type	Li-ion	Li-ion
Pack capacity	2200 mAh	5200 mAh
Number of cells	3	6
Package configuration	3S1P	3S2P



# System Utilities

---

## BIOS Setup Utility

The BIOS Setup Utility is a hardware configuration program built into your computer's BIOS (Basic Input/Output System).

Your computer is already properly configured and optimized, and you do not need to run this utility. However, if you encounter configuration problems, you may need to run Setup. Please also refer to Chapter 4 Troubleshooting if a problem arises.

To activate the BIOS Utility, press **F2** during POST (when **Press <F2> to enter Setup** message is prompted on the bottom of screen).

Press **F2** to enter setup. The default parameter of F12 Boot Menu is set to "disabled". If you want to change boot device without entering BIOS Setup Utility, please set the parameter to "enabled".

Press **<F12>** during POST to enter multi-boot menu. In this menu, user can change boot device without entering BIOS SETUP Utility.

## Navigating the BIOS Utility

There are six menu options: Information, Main, Advanced, Security, Power, Boot, and Exit.

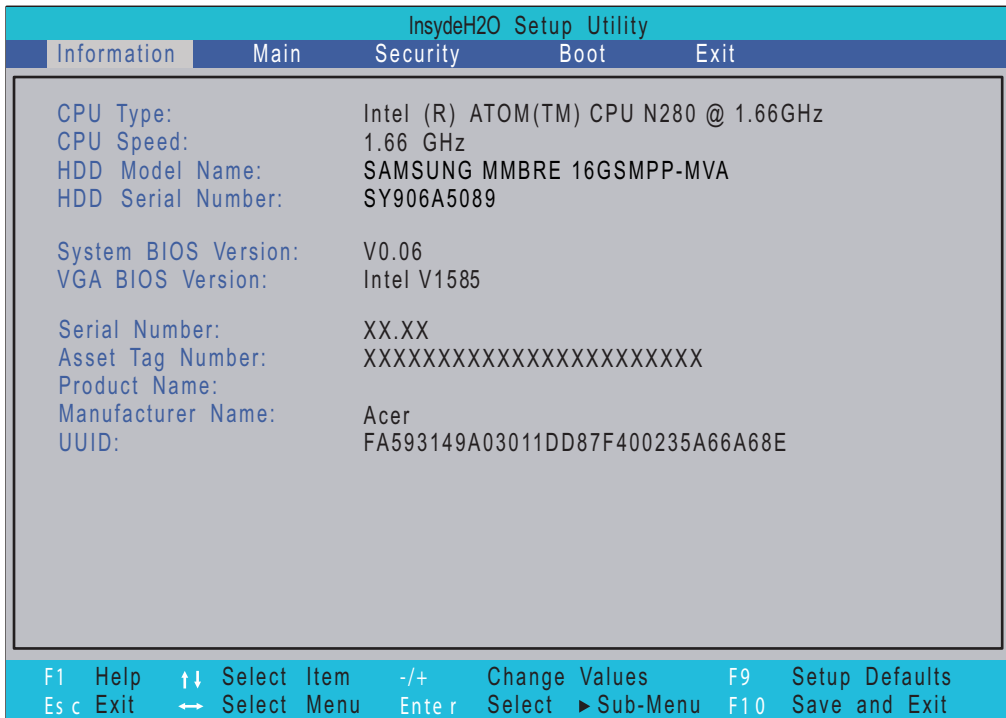
Follow these instructions:

- To choose a menu, use the left and right arrow keys.
- To choose an item, use the up and down arrow keys.
- To change the value of a parameter, press **F5** or **F6**.
- A plus sign (+) indicates the item has sub-items. Press **Enter** to expand this item.
- Press **Esc** while you are in any of the menu options to go to the Exit menu.
- In any menu, you can load default settings by pressing **F9**. You can also press **F10** to save any changes made and exit the BIOS Setup Utility.

**NOTE:** You can change the value of a parameter if it is enclosed in square brackets. Navigation keys for a particular menu are shown on the bottom of the screen. Help for parameters are found in the Item Specific Help part of the screen. Read this carefully when making changes to parameter values. **Please note that system information is subject to different models.**

# Information

The Information screen displays a summary of your computer hardware information.



**NOTE:** The system information is subject to different models.

Parameter	Description
CPU Type	This field shows the CPU type of the system.
CPU Speed	This field shows the speed of the CPU.
HDD Model Name	This field shows the model name of SSD installed on primary IDE master.
HDD Serial Number	This field displays the serial number of SSD installed on primary IDE master.
System BIOS Version	Displays system BIOS version.
VGA BIOS Version	This field displays the VGA firmware version of the system.
Serial Number	This field displays the serial number of this unit.
Asset Tag Number	This field displays the asset tag number of the system.
Product Name	This field shows product name of the system.
Manufacturer Name	This field displays the manufacturer of this system.
UUID Number	Universally Unique Identifier (UUID) is an identifier standard used in software construction, standardized by the Open Software Foundation (OSF) as part of the Distributed Computing Environment (DCE).

# Main

The Main screen allows the user to set the system time and date as well as enable and disable boot option and recovery.



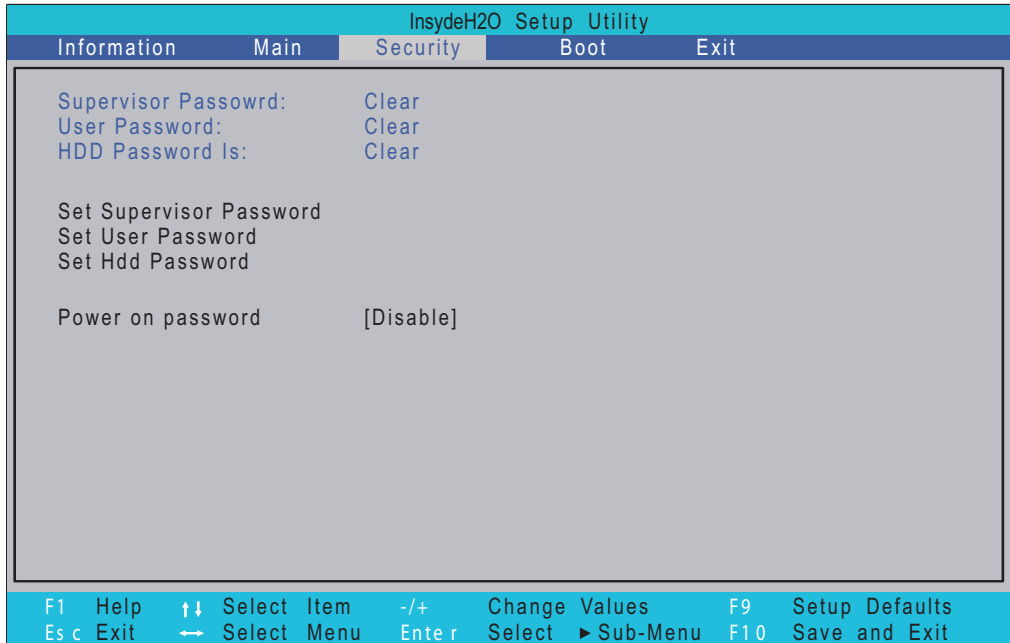
**NOTE:** The screen above is for your reference only. Actual values may differ.

The table below describes the parameters in this screen. Settings in **boldface** are the default and suggested parameter settings.

Parameter	Description	Format/Option
System Time	Sets the system time. The hours are displayed with 24-hour format.	Format: HH:MM:SS (hour:minute:second)
System Date	Sets the system date.	Format MM/DD/YYYY (month/day/year)
Total Memory	This field reports the memory size of the system. Memory size is fixed to 2048 MB.	N/A
Video Memory	Shows the video memory size. VGA Memory size=8 MB	N/A
Quick Boot	Allows startup to skip certain tests while booting, decreasing the time needed to boot the system.	Option: <b>Enabled</b> or Disabled
Network Boot	Enables, disables the system boot from LAN (remote server).	Option: <b>Enabled</b> or Disabled
F12 Boot Menu	Enables, disables Boot Menu during POST.	Option: <b>Enabled</b> or Enabled
D2D Recovery	Enables, disables D2D Recovery function. The function allows the user to create a hidden partition on hard disc drive to store operation system and restore the system to factory defaults.	Option: <b>Enabled</b> or Disabled
SATA Mode	Control the mode in which the SATA controller should operate.	Option: AHCI or <b>IDE</b>

# Security

The Security screen contains parameters that help safeguard and protect your computer from unauthorized use.



The table below describes the parameters in this screen. Settings in **boldface** are the default and suggested parameter settings.

Parameter	Description	Option
Supervisor Password Is	Shows the setting of the Supervisor password	<b>Clear</b> or Set
User Password Is	Shows the setting of the User password.	<b>Clear</b> or Set
HDD Password Is	Shows the setting of the HDD password.	<b>Clear</b> or Set
Set Supervisor Password	Press Enter to set the supervisor password. When set, this password protects the BIOS Setup Utility from unauthorized access. The user can not either enter the Setup menu nor change the value of parameters.	
Set User Password	Press Enter to set the user password. When user password is set, this password protects the BIOS Setup Utility from unauthorized access. The user can enter Setup menu only and does not have right to change the value of parameters.	
Set Hdd Password	Enter HDD password.	
Power on password	Defines whether a password is required or not while the events defined in this group happened. The following sub-options are all requires the Supervisor password for changes and should be grayed out if the user password was used to enter setup.	Enabled or <b>Disabled</b>

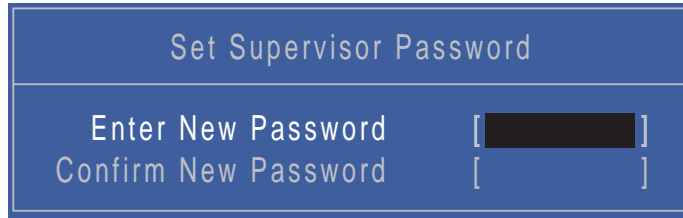
**NOTE:** When you are prompted to enter a password, you have three tries before the system halts.

---

## Setting a Password

Follow these steps as you set the user or the supervisor password:

1. Use the ↑ and ↓ keys to highlight the Set Supervisor Password parameter and press the **Enter** key. The Set Supervisor Password box appears:



Set Supervisor Password	
Enter New Password	[ ██████████ ]
Confirm New Password	[            ]

2. Type a password in the “Enter New Password” field. The password length can not exceeds 8 alphanumeric characters (A-Z, a-z, 0-9, not case sensitive). Retype the password in the “Confirm New Password” field.

**IMPORTANT:** Be very careful when typing your password because the characters do not appear on the screen.

3. Press **Enter**. After setting the password, the computer sets the User Password parameter to “Set”.
4. If desired, you can opt to enable the Password on boot parameter.
5. When you are done, press F10 to save the changes and exit the BIOS Setup Utility.

## Removing a Password

Follow these steps:

1. Use the ↑ and ↓ keys to highlight the Set Supervisor Password parameter and press the **Enter** key. The Set Password box appears:



Set Supervisor Password	
Enter Current Password	[ ██████████ ]
Enter New Password	[            ]
Confirm New Password	[            ]

2. Type the current password in the Enter Current Password field and press **Enter**.
3. Press **Enter** twice **without** typing anything in the Enter New Password and Confirm New Password fields. The computer then sets the Supervisor Password parameter to “Clear”.
4. When you have changed the settings, press u to save the changes and exit the BIOS Setup Utility.

---

## Changing a Password

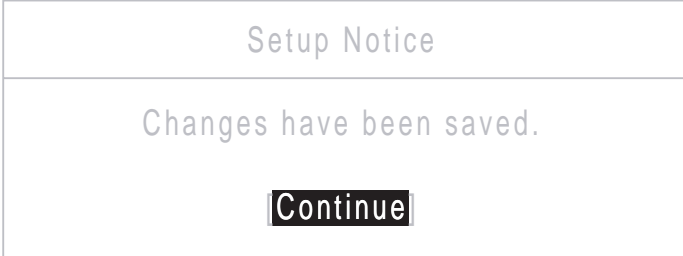
1. Use the ↑ and ↓ keys to highlight the Set Supervisor Password parameter and press the **Enter** key. The Set Password box appears.



The screenshot shows a blue BIOS screen titled "Set Supervisor Password". Below the title, there are three input fields, each with a cursor and a pair of brackets: "Enter Current Password", "Enter New Password", and "Confirm New Password".

2. Type the current password in the Enter Current Password field and press **Enter**.
3. Type a password in the Enter New Password field. Retype the password in the Confirm New Password field.
4. Press **Enter**. After setting the password, the computer sets the User Password parameter to "Set".
5. If desired, you can enable the Password on boot parameter.
6. When you are done, press **F10** to save the changes and exit the BIOS Setup Utility.

If the verification is OK, the screen will display as following.



The screenshot shows a white BIOS screen titled "Setup Notice". Below the title, the text "Changes have been saved." is displayed. At the bottom, there is a black button with the word "Continue" in white.

The password setting is complete after the user presses **Enter**.

If the current password entered does not match the actual current password, the screen will show you the Setup Warning.



The screenshot shows a white BIOS screen titled "Setup Warning" in red. Below the title, the text "Invalid Password." is displayed in red. At the bottom, there is a black button with the word "Continue" in white.

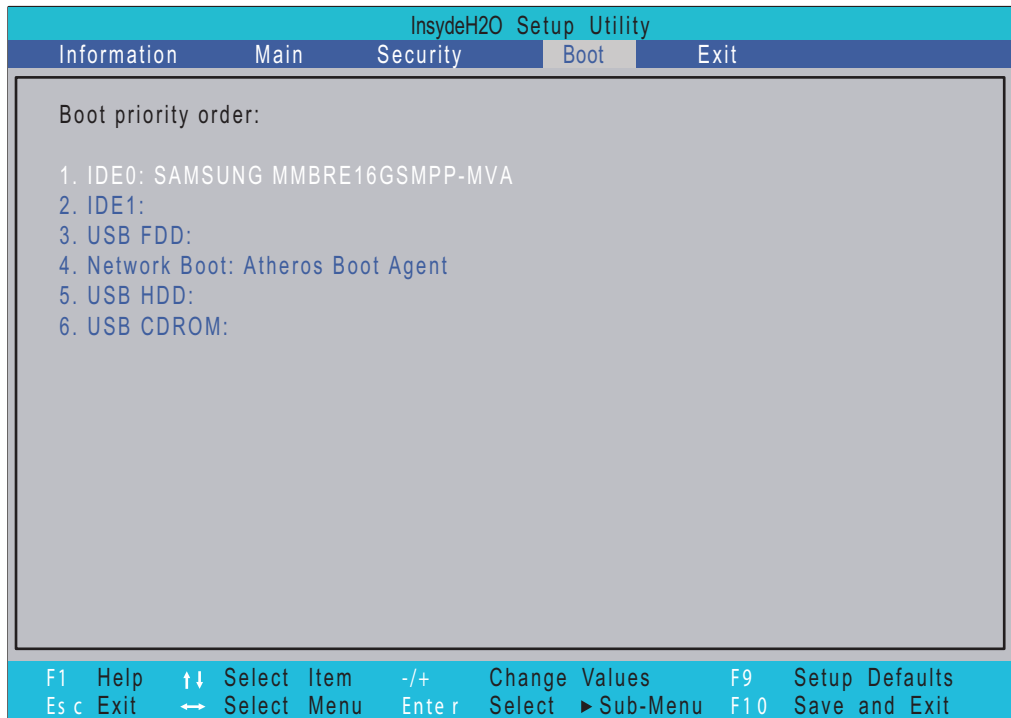
If the new password and confirm new password strings do not match, the screen displays the following message.



The screenshot shows a white BIOS screen titled "Setup Warning" in red. Below the title, the text "Passwords do not match. Re-enter password." is displayed in red. At the bottom, there is a black button with the word "Continue" in white.

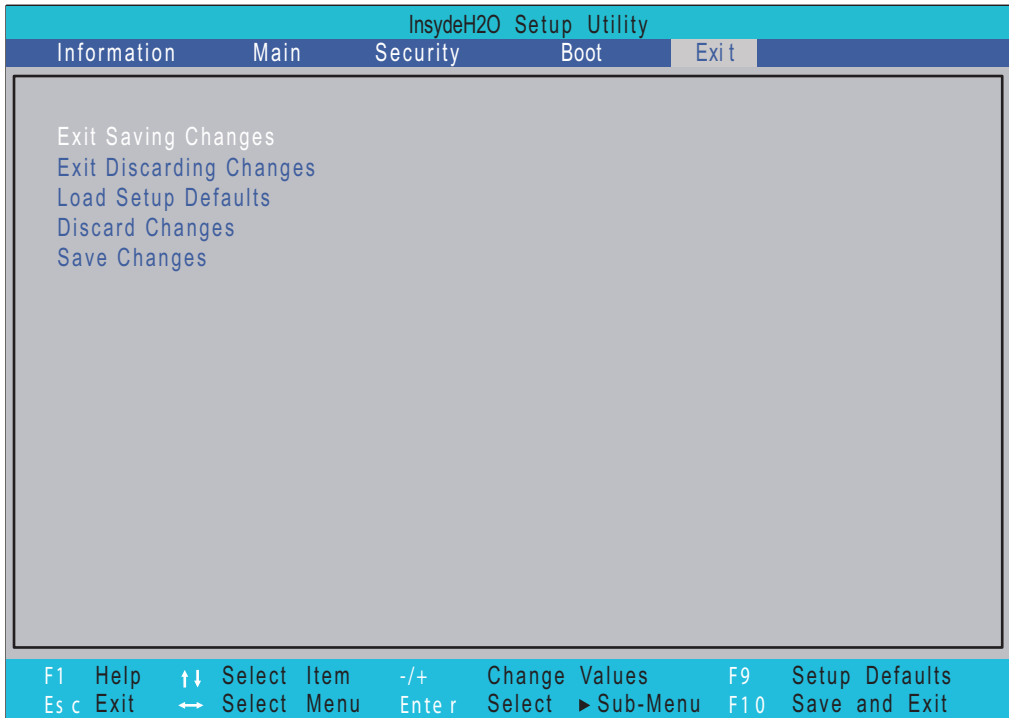
# Boot

This menu allows the user to decide the order of boot devices to load the operating system. Bootable devices includes the USB diskette drives, the onboard hard disk drive and the DVD drive in the module bay.



# Exit

The Exit screen allows you to save or discard any changes you made and quit the BIOS Utility.



The table below describes the parameters in this screen.

Parameter	Description
Exit Saving Changes	Exit System Setup and save your changes to CMOS.
Exit Discarding Changes	Exit utility without saving setup data to CMOS.
Load Setup Default	Load default values for all SETUP item.
Discard Changes	Load previous values from CMOS for all SETUP items.
Save Changes	Save Setup Data to CMOS.



# BIOS Flash Utility

The BIOS flash memory update is required for the following conditions:

- New versions of system programs
- New features or options
- Restore a BIOS when it becomes corrupted.

Use the Insyde Flash utility to update the system BIOS flash ROM.

**NOTE:** If you do not have a crisis recovery diskette at hand, then you should create a **Crisis Recovery Diskette** before you use the Flash utility.

**NOTE:** Do not install memory-related drivers (XMS, EMS, DPMI) when you use Insyde Phlash.

**NOTE:** Please use the AC adaptor power supply when you run the flash utility. If the battery pack does not contain enough power to finish BIOS flash, you may not boot the system because the BIOS is not completely loaded.

Follow the steps below to run the Phlash.

1. Prepare a bootable diskette.
2. Copy the flash utilities to the bootable diskette.
3. Then boot the system from the bootable diskette. The flash utility has auto-execution function.

# DOS Flash Utility

Perform the following steps to use the DOS Flash Utility:

1. Pass F2 into Setup Menu, Select "Boot Menu" to change boot priority order. ( Set Boot Priority 1: USB HDD for boot)

InsydeH2O Setup Utility		Rev. 3.0
Information	Main	Advanced
Security	Boot	Exit
Boot priority order:		Item specific Help
1. IDE 0: ST960821A		Use <↑> or <↓> to select a device, then press <F6> to move it up the List, or <F5> to move it down the list. Press <Esc> to escape the menu
2. IDE 1: MATSHITADVD		
3. USB FDD:		
4. Network Boot: Realtek Boot Agent		
5. <b>USB HDD: xxxx USB</b>		
6. USB CDROM:		
F1 Help		↑↓ Select Item
F5/F6 Change Values		F9 Setup defaults
Esc Exit		←→ Select Menu
Enter Select ▶ Sub-Menu		F10 Save and Exit

2. Execute the "IFLASH.BAT" batch file to update BIOS. Flash status as following picture



**NOTE:** Note: Do not remove the AC power source. If the following Warning Message appears, check if the AC power is plugged in or not.

**WARNING:**No AC power connect.

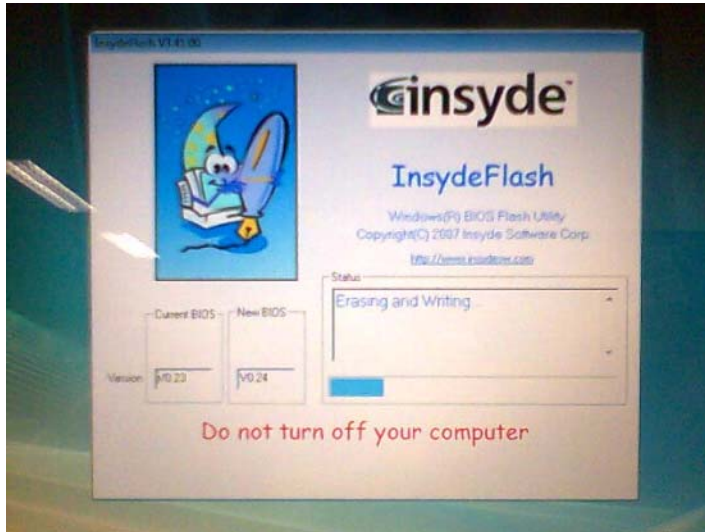


---

## WinFlash Utility

Perform the following steps to use the WinFlash Utility:

1. Run program, it will update BIOS automatically.



2. Update ok, WinFlash close all AP then restart system.

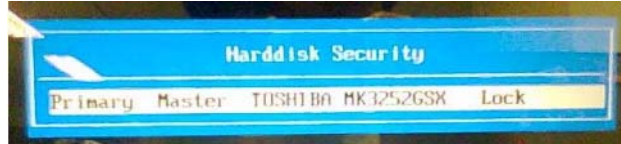
---

# Remove HDD/BIOS Password Utilities

This section provides methods of removing HDD/BIOS utilities:

Removing HDD Password:

When the user keys in the wrong password three times, the system reports the following error code to user.



To unlock the HDD password, perform the following steps:

1. Press **Enter** to display the Select Item screen.

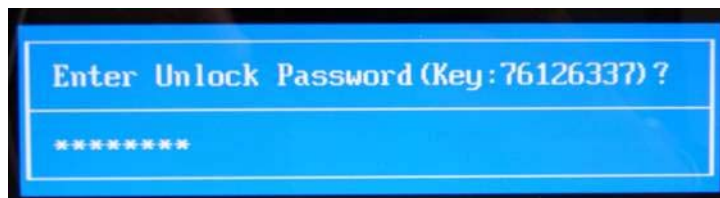


2. Select **Enter Unlock Password** and press **Enter**.

An Unlock Password displays.




3. Make a note of the key, **76943488** in the example.
4. Boot up the system and open a DOS prompt.
5. Enter the **UnlockHD.EXE** command and input the key to create an unlock code. Make a note of the result, for example **46548274**.
6. Reboot and enter the BIOS by pressing F2 when prompted.
7. Go to the Security menu and select Set Hdd Password.



8. Enter the unlock code generated by UnlockHD.EXE as the current password, **46548274** in the example, and complete the **New Password** and **Confirm** fields to create a new HDD password.
9. Save and exit the BIOS to complete the process.

## Clear User or Supervisor Password

1. Open the RAM door.
2. Short "RTC\_RST".

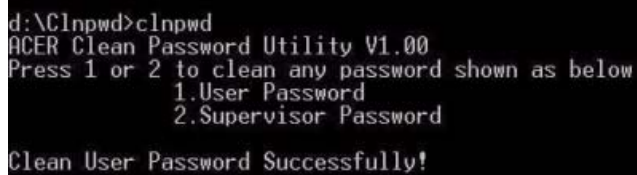


---

## Clear BIOS Passwords

To clear the password, perform the following steps:

1. From a DOS prompt, Execute **clnPwd.exe**

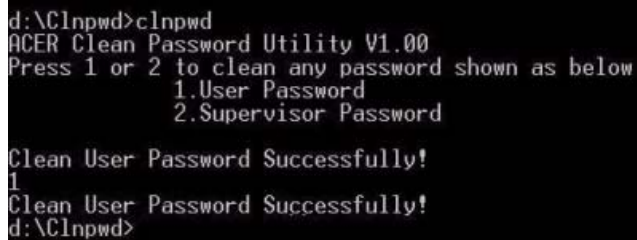


```
d:\ClnPwd>clnPwd
ACER Clean Password Utility V1.00
Press 1 or 2 to clean any password shown as below
    1.User Password
    2.Supervisor Password

Clean User Password Successfully!
```

2. Press **1** or **2** to clean the desired password shown on the screen.

The onscreen message determines whether the function is successful or not.



```
d:\ClnPwd>clnPwd
ACER Clean Password Utility V1.00
Press 1 or 2 to clean any password shown as below
    1.User Password
    2.Supervisor Password

Clean User Password Successfully!
1
Clean User Password Successfully!
d:\ClnPwd>
```

---


## Clearing Password Check and BIOS Recovery

This section provides the standard operating procedures of clearing password and BIOS recovery for Aspire one. Aspire one provides one Hardware Open Gap on main board for clearing password check, and one Hotkey for enabling BIOS Recovery.

### Clearing Password Check:

Hardware Open Gap Description

Item	Description	Location
R72	Clear CMOS Jumper	Memory Bay





---

### Steps for Clearing BIOS Password Check:

If users set BIOS Password (Supervisor Password and/or User Password) for a security reason, BIOS will ask the password during systems POST or when systems enter to BIOS Setup menu. However, once it is necessary to bypass the password check, users need to short the HW Gap to clear the password by the following steps:

1. Flash to BIOS v0.06 (or later version), and enter BIOS Setup Utility.
2. Set the Supervisor password, User Password, and power on password. Press **F10** , and save and exit.  
After the Save, the notebook auto re-starts.
3. After power-on, the system prompts to input the password. Enter the password set in step 1 and allow the device to startup.
4. Press and hold the power key to shutdown the system.
5. Open the memory door and remove the memory modules.
6. Remove the battery pack and AC adapter.
7. Short the R72 Pins shown above (ensure that the circuit is complete).
8. Replace the memory modules and close memory door.
9. Replace the battery pack and power on the system.
10. Press **F2** at the prompt to enter BIOS. Check the **Security** screen shows Supervisor and User Passwords are clear.



# BIOS Recovery by Crisis Disk

## BIOS Recovery Boot Block:

BIOS Recovery Boot Block is a special block of BIOS. It is used to boot up the system with minimum BIOS initialization. Users can enable this feature to restore the BIOS firmware to a successful one once the previous BIOS flashing process failed.

## BIOS Recovery Hotkey:

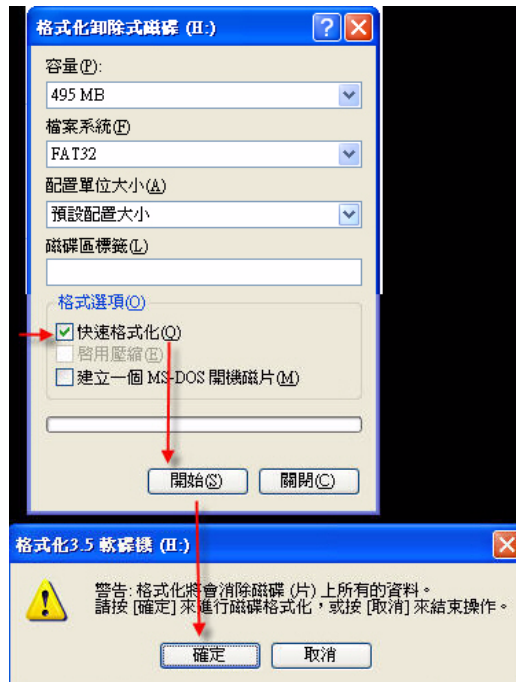
The system provides a function hotkey: **Fn+Esc**, to enable the BIOS Recovery process when the system is powered on during BIOS POST. To use this function, it is strongly recommended to have the AC adapter and Battery present. If this function is enabled, the system will force the BIOS to enter a special BIOS block, called Boot Block.

## Steps for BIOS Recovery from USB Storage:

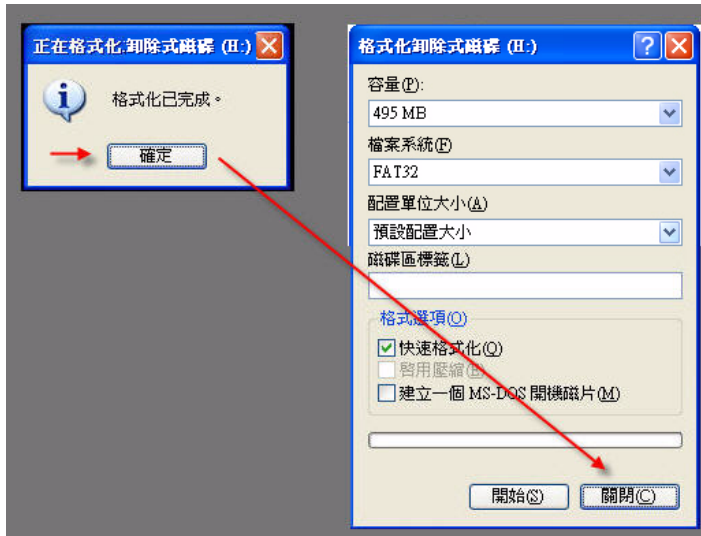
Before doing this, prepare the Crisis USB key. The Crisis USB key could be made by executing the Crisis Disk program in another system with Windows XP OS.

Follow the steps below:

1. Plug USB storage into USB port.
2. Select **Fast format** and press **Start**. On the following screen press **Next**.



3. Select the Format Disk check box then click Start. Click OK when prompted to delete all data on the disk.



4. Copy KAVA0.fd to USB flash disk root directory.



**NOTE:** Do not place any other second \*.fd file in the USB root directory.

#### How to Use the Crisis Disk:

1. Plug in the USB Flash Disk without the AC plug.
2. Press and hold **FN+Esc**, then plug in the AC.
3. The power button will flash an orange light.
4. Press the **Power** button. System will go into crisis mode and flash BIOS.

---

# Miscellaneous Utilities

## Using Boot Sequence Selector

To change the boot order without accessing the BIOS, open the Boot Sequence Selector by performing the following steps:

1. Enter into DOS.
2. Execute BS.exe to display the usage screen.

```
d:\B00TSEQ>bs
*** Boot Sequence Selector Version 0.03 ***
Create by Rockwell Chuang 10/01/2005.
Usage:
      BS [ 1 | 2 | 3 | 4 ]
BS 1 : [ Floppy ] => [ HardDisk ] => [ CD-ROM ] => [ LAN   ]
BS 2 : [ HardDisk ] => [ CD-ROM ] => [ LAN   ] => [ Floppy ]
BS 3 : [ CD-ROM ] => [ HardDisk ] => [ LAN   ] => [ Floppy ]
BS 4 : [ LAN   ] => [ Floppy ] => [ HardDisk ] => [ CD-ROM ]
d:\B00TSEQ>
```

3. Select the desired boot sequence by entering the corresponding sequence, for example, enter BS2 to change the boot sequence to HDD|CD ROM|LAN|Floppy.

## Using DMITools

The DMI (Desktop Management Interface) Tool copies BIOS information to eeprom to be used in the DMI pool for hardware management.

When the BIOS displays **Verifying DMI pool data** it checks that the table correlates with the hardware before sending to the operating system (Windows, etc.).

To update the DMI Pool, perform the following steps:

1. Enter into DOS.
2. Execute **dmitools.exe**. The following messages show dmitools usage:

```
*** Compal DMI String R/W Utility Ver1.40 for 2006/03/14 ***

Usage:

DMITools [/R | /WP | /WS | /WU ] [ STRING ]

[/R].....: Read DMI Information from Memory
[/WM]....: Write Manufacturer Name to EEPROM. (Max= 16 characters)
[/WP]....: Write Product Name to EEPROM.      (Max= 16 characters)
[/WS]....: Write Serial Number to EEPROM     (Max.= 22 characters)
[/WU]....: Write UUID to EEPROM.             (Ignore String.....)
[/WA]....: Write Asset Tag to EEPROM.        (Max.= 32 characters)
```

**IMPORTANT:**The following write examples (2 to 5) require a system reboot to take effect

---

### Example 1: Read DMI Information from Memory

Input:

```
dmitools /r
```

Output:

```
Manufacturer (Type1, Offset04h): Acer  
Product Name (Type1, Offset05h): TravelMate xxxxx  
Serial Number (Type1, Offset07h): 01234567890123456789  
UUID String (Type1, Offset08h): xxxxxxxx-xxxx-xxxx-xxxx-xxxxxxxxxxxx  
Asset Tag (Type3, Offset04h): Acet Asstag
```

### Example 2: Write Product Name to EEPROM

Input:

```
dmitools /wp Acer
```

### Example 3: Write Serial Number to EEPROM

Input:

```
dmitools /ws 01234567890123456789
```

### Example 4: Write UUID to EEPROM

Input:

```
dmitools /wu
```

### Example 5: Write Asset Tag to EEPROM

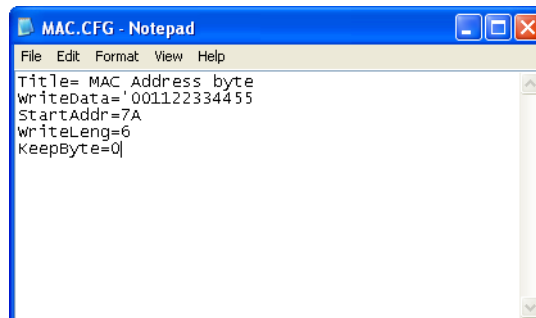
Input:

```
dmitools /wa Acer Asstag
```

## Using the LAN MAC Utility

Perform the following steps to write MAC information to eeprom:

1. Use a text editor, for example Notepad, to edit the MAC.CFG file as shown:



- WriteData= '001122334455' <----- MAC value
  - StartAddr=7A <----- MAC address
  - WriteLeng=6 <----- MAC value length
  - KeepByte=0 <----- can be any value
2. Boot into DOS.
  3. Execute **MAC.BAT** to write MAC information to eeprom.

# Machine Disassembly and Replacement

---

**IMPORTANT:** The procedures outlined are intended for the **SDD model**.

This chapter contains step-by-step procedures on how to disassemble the notebook computer for maintenance and troubleshooting.

## Disassembly Requirements

To disassemble the computer, you need the following tools:

- Wrist grounding strap and conductive mat for preventing electrostatic discharge
- Flat screwdriver
- Philips screwdriver
- Plastic flat screwdriver
- Plastic tweezers

**NOTE:** The screws for the different components vary in size. During the disassembly process, group the screws with the corresponding components to avoid mismatch when putting back the components.

## Related Information

The product previews seen in the disassembly procedures may not represent the final product color or configuration.

---

# General Information

## Pre-disassembly Instructions

Before proceeding with the disassembly procedure, make sure that you do the following:

1. Turn off the power to the system and all peripherals.
2. Unplug the AC adapter and all power and signal cables from the system.



3. Place the system on a flat, stable surface.
4. Remove the battery pack.

## Disassembly Process

The disassembly process is divided into the following sections:

- External components disassembly
- Main unit disassembly
- LCD module disassembly

The flowcharts provided in the succeeding disassembly sections illustrate the entire disassembly sequence. Observe the order of the sequence to avoid damage to any of the hardware components. For example, if you want to remove the Mainboard, you must first remove the Keyboard then disassemble the inside assembly frame in that order.

### Main Screw List

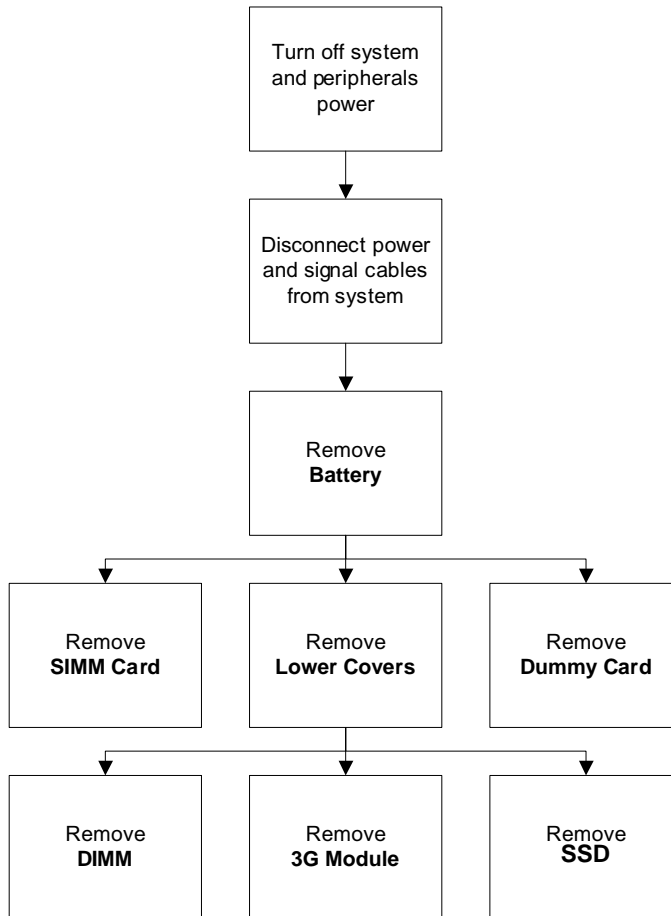
Screw	Quantity	Part Number
M2.0*3.0	3	MA0000060G0
M2.0*4.0	37	MA0000069G0
M3.0*3.0	4	MAAA03032G0

---

# External Module Disassembly Process

**IMPORTANT:**The procedures outlined use the **SSD model**.

## External Modules Disassembly Flowchart



---

## Removing the Battery Pack

1. Turn the computer over.
2. Slide the battery lock/unlock latch to the unlocked position.



3. Slide and hold the battery release latch to the release position (1), then slide out the battery pack from the main unit (2).





---

## Removing the SD Dummy Card

1. Push the SD dummy card all the way in to eject it.



2. Pull the card out from the slot.



---

## Removing the SIMM card

1. Press the SIMM card in to eject it




2. Pull the card out from the slot




---

## Removing the Lower Covers

1. See "Removing the Battery Pack" on page 42.
2. Loosen one screw in the Memory cover (red callout) and one screw in the 3G cover (green callout).



3. Lift the Memory Cover up to remove.



4. Lift the 3G Cover up to remove.



---

**Screw List**

<b>Step</b>	<b>Screw</b>	<b>Quantity</b>	<b>Part No.</b>
RIMM Module	M2*4	1	MA0000069G0
3G Module	M2*4	1	MA0000069G0


---

## Removing the DIMM Module

1. See “Removing the Lower Covers” on page 45.
2. Push out the release latches on both sides of the DIMM socket to release the DIMM module.



3. Remove the DIMM module.



# Removing the 3G Module

**IMPORTANT:**The 3G Module is only available on certain models.


1. See “Removing the Lower Covers” on page 45.
2. Disconnect the antenna cables from the 3G Module.

**IMPORTANT:**The yellow cable attaches to the **M** (Main) terminal and the blue cable attaches to the **A** (Aux) terminal.



3. Move the antennas away and remove the single screw on the 3G Module.



Step	Size	Quantity	Screw Type
3G Module	M2*3	1	

---

4. Detach the 3G Module from the socket.



**NOTE:** When reattaching the antennas, ensure the cables are tucked into the chassis to prevent damage.

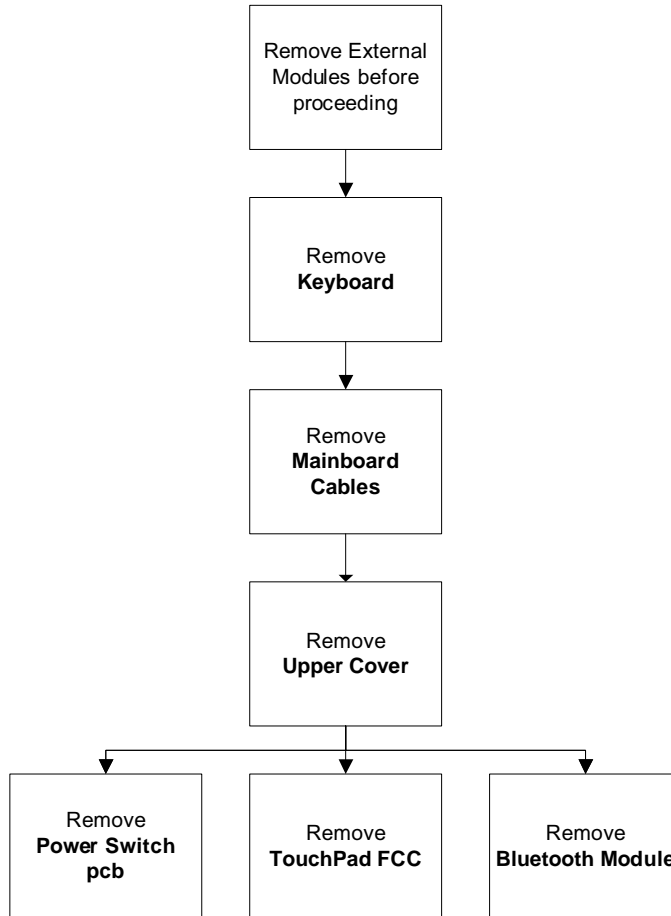


---

# Upper Cover Disassembly Process

**IMPORTANT:**The procedures outlined use the **SDD model**.

## Upper Cover Disassembly Flowchart



### Screw List

Step	Screw	Quantity	Part No.
Upper Cover	M2*4	5	MA0000069G0
	M2*3	1	MA0000060G0
Lower Cover	M2*4	6	MA0000069G0



---

## Removing the Keyboard

1. See "Removing the Battery Pack" on page 42.
2. Turn the computer rightside up and open the lid to the full extent.
3. Locate the securing latch at the top of the Keyboard as shown.



4. Unlock the securing latch and then gently lift the keyboard on both sides of the latch from under the keys as shown.

**IMPORTANT:**The use of a plastic tool may help to release the latch. Do not use excessive force or metal tools.




5. Grasp the Keyboard and lift upward and out as shown.



6. Flip the keyboard over as shown



7. Lift the Keyboard FFC securing latch as shown.




8. Disconnect the FFC and remove the Keyboard.


---

## Removing the Upper Cover Mainboard Cables


1. See "Removing the Keyboard" on page 51.
2. There are 3 cables to detach.




3. Unlock the gray locking mechanism on either side of the FCC to release the PCB Power cable.



4. Unlock and release the Touchpad cable.





5. Detach the Bluetooth cable.




## Removing the Upper Cover


1. See "Removing the Lower Covers" on page 45.
2. Remove the 5 screws in the Upper Cover.



Step	Size	Quantity	Screw Type
Upper Cover (red callouts)	M2*4	5	

3. Turn the computer over.
4. Remove the 7 screws in the Bottom Cover



Step	Size	Quantity	Screw Type
Bottom Cover (red callouts)	M2*4	7	

5. Turn the computer over and separate the bottom cover from the top cover as shown.

Pry apart the bottom corner.



Unclip hooks either side of touch pad.






Detach around the edges



Pull away one top corner




Pull up and away the other top corner



Remove completely pulling up and away




Place the top cover face down.



## Remove the Power Switch pcb

1. See "Removing the Upper Cover" on page 54.

2. Loosen the screw




3. Flip the upper cover over and pull off the cable




4. Pull out the power pcb using both hands



5. Pull out the pcb cable



Step	Size	Quantity	Screw Type
Power pcb	M2*3	1	


## Remove the Bluetooth module

1. See "Removing the Upper Cover" on page 54.


2. Detach the sticky tape from the cable



3. Pull away the Bluetooth module and cable together




4. Remove the cable from the Bluetooth module



## Removing the TouchPad FFC

**IMPORTANT:** It is not possible to remove the TouchPad. If the TouchPad malfunctions, follow the disassembly steps to remove any additional components on the Upper Cover and replace the entire Upper Cover.

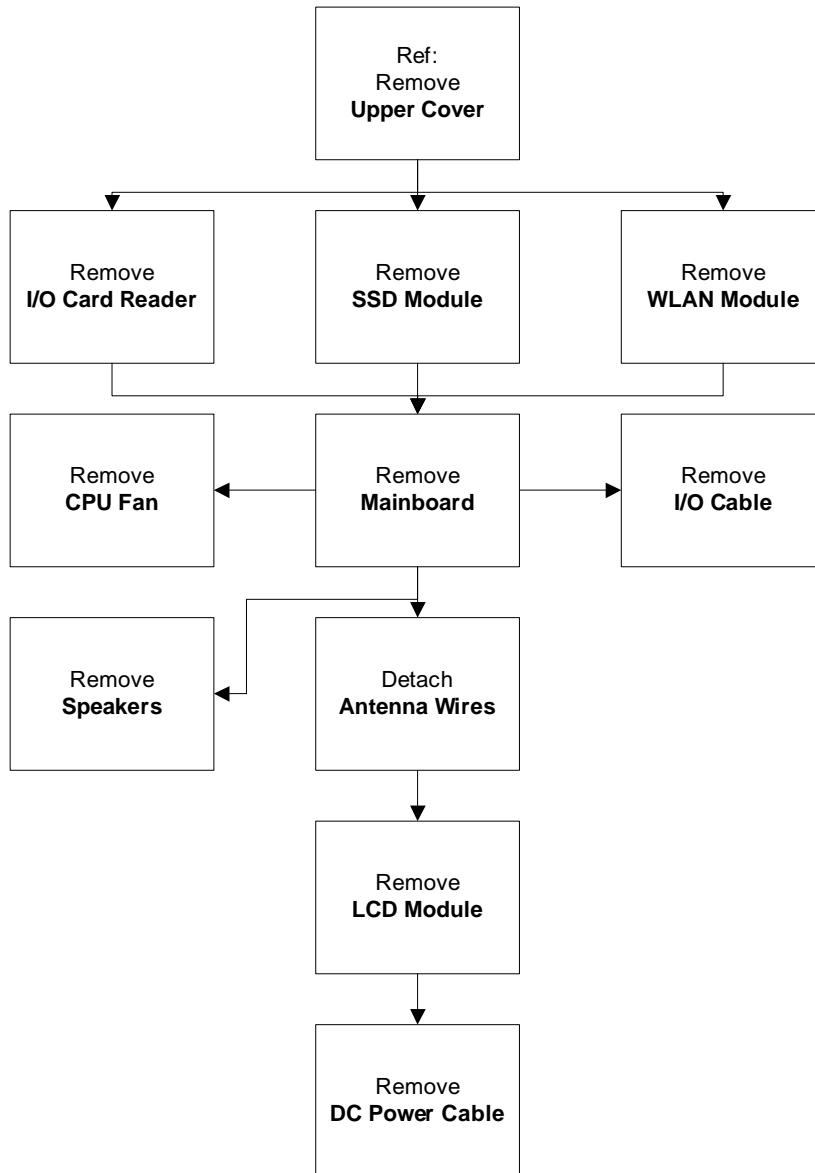
5. Lift up the clear plastic tab and detach the FFC by pulling on the tab.





# Lower Cover Disassembly Process

## Lower Cover Disassembly Flowchart



### Screw List


Step	Screw	Quantity	Part No.
WLAN Module	M2*3	1	MA0000060G0
I/O Card Reader	M2*4	1	MA0000069G0
Main Board	M2*4	1	MA0000069G0
CPU Fan	M2*4	4	MA0000069G0
Speaker	M2*4	2	MA0000069G0
SD I/O Card	M2*4	2	MA0000069G0
SSD Module	M2*4	2	MA0000069G0




## Remove the WLAN Module

Detach the WLAN Module from the WLAN socket.


1. Pull off the cable tape.




2. Detach the antenna cables.




3. Loosen the screw



4. Pull away the WLAN module



**NOTE:** When detaching the antennas, ensure the cables are tucked into the chassis to prevent damage.


Step	Size	Quantity	Screw Type
WLAN Module	M2*3	1	

## Remove the SSD Module


1. See “Removing the Upper Cover” on page 54.
2. Remove the two securing screws from the SSD module.



3. Slide the SSD Module in the direction of the arrow to disconnect the interface. Remove the module from the Lower Cover.



### Screw List

Step	Screw	Quantity	Screw Type.
SSD Module	M2*4	2	



## Remove the SD I/O Card

1. See "Removing the Upper Cover" on page 54.
2. Follow the steps in the following table.


3. Detach the SD I/O cable.




4. Remove the two securing screws.



5. Lift the SD I/O card away.



6. Detach the LCD connector




## Remove the I/O Card Reader.

1. See "Removing the Upper Cover" on page 54.


2. Loosen the screw.




3. Lift up and flip over the IO pcb.



4. Locate the connector on the rear and detach.




Step	Size	Quantity	Screw Type
IO Card Reader	M2*4	1	


# Removing the Mainboard

1. See "Remove the WLAN Module" on page 60.
2. See "Remove the SSD Module" on page 61.
3. Disconnect the 3 cables noted:


Detach the speaker connector.




Detach the MB pcb power connector.



Detach the tape on the LCD connector.




Detach the LCD connector



4. Remove the screw securing the Mainboard to the Lower Cover.



Step	Size	Quantity	Screw Type
Mainboard	M2*4	1	

5. Lift the Mainboard using both hands and remove it from the Lower Cover.






## Removing the CPU fan

1. See "Removing the Mainboard" on page 64.


2. Remove the tape over the fan power cables.




3. Loosen the 4 screws in order: 1-2-3-4.




4. Lift up the fan unit from the main board.





5. Detach the fan cable connector




Step	Size	Quantity	Screw Type
CPU Fan	M2*4	4	

## Detaching the Antenna Cables

1. See "Removing the Mainboard" on page 64.
2. Remove the tape over the antenna cables.
3. Lift the cable up until all the tape is removed



4. Do both sides of the cabling.
5. Bend the antenna cables out of the main housing



## Removing the Speakers

1. See "Removing the Mainboard" on page 64.




2. Remove the two screws



3. Lift out the speakers together




Step	Size	Quantity	Screw Type
Speakers	M2*4	2	

## Removing the LCD Module


1. See "Detaching the Antenna Cables" on page 66.
2. Remove the three securing screws from the LCD brackets.



Step	Size	Quantity	Screw Type
LCD Brackets	M2*4	3	


**IMPORTANT:** Ensure all cables are clear of the lower cover before removing the LCD module.

Grasp the LCD module with both hands and lift upwards.



## Removing the DC Power Cable


1. See “Detaching the Antenna Cables” on page 66.
2. Pull out the power cable.



3. Lift out the toroids



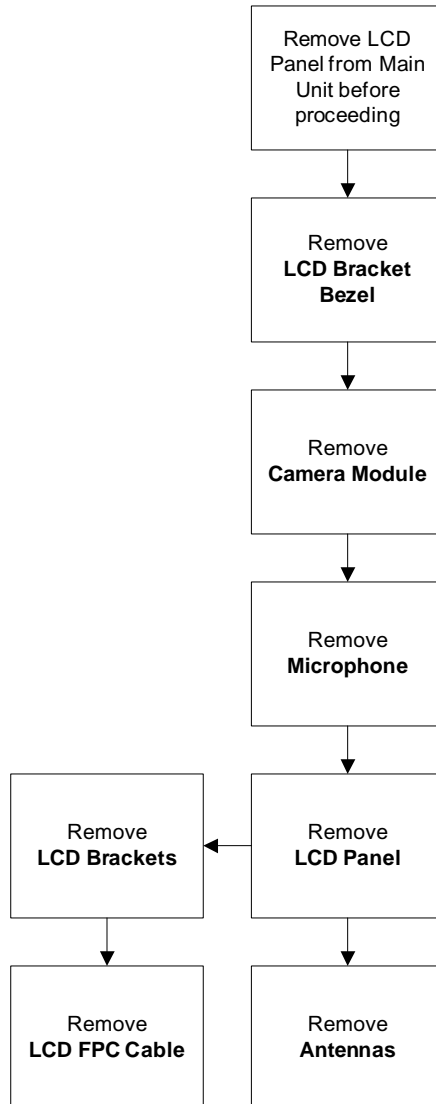
4. Lift out the external power connector.



# LCD Module Disassembly Process

**IMPORTANT:** Cable paths and positioning may not represent the actual model. During the removal and replacement of components, ensure all available cable channels and clips are used and that the cables are replaced in the same position.

## LCD Module Disassembly Flowchart




### Screw List

Step	Screw	Quantity	Part No.
LCD Bezel	M2*4	4	MA0000069G0
LCD Panel	M2*4	2	MA0000069G0
LCD Brackets	M2*4	4	MA0000069G0

# Removing the LCD Bezel

1. See "Removing the LCD Module" on page 67.
2. Remove the 4 square black rubber screw caps and screws from the LCD Bezel.



Step	Size	Quantity	Screw Type
LCD Bezel	M2*4	4	


3. Starting from the inside top edge, pry the bezel away from the panel. Continue moving down the sides until the bezel is removed.




---

## Removing the Camera Board

1. See "Removing the LCD Bezel" on page 70.
2. Disconnect the cable from the Camera Board as shown.




3. Remove the Camera Board from the LCD Module.






# Removing the Microphone Board


1. See "Removing the LCD Bezel" on page 70.
2. See "Removing the Camera Board" on page 71.
3. Lift the foil and camera connector away.



4. Remove the kapton tape.



5. Lift out the microphone.




6. Pull the microphone cable away from the bezel.



Remove the tape over the cable.




Continue till all the tape is removed



---


Pull the cable completely away from the bezel.




# Removing the LCD Panel

- 1. See "Removing the Microphone Board" on page 72.
- 2. Remove the two securing screws from the LCD Panel.



Step	Size	Quantity	Screw Type
LCD Panel	M2*4	2	

- 3. Hold the LCD Panel by the hinge brackets and lift to remove. Place it on a clean surface.






## Removing the LCD Brackets and FPC Cable

1. See "Removing the LCD Panel" on page 74.
2. Remove the four securing screws (two each side) from the LCD Panel brackets.




Step	Size	Quantity	Screw Type
LCD Brackets	M2*4	4	


3. Remove the brackets from the LCD Panel.




- 
4. Turn the LCD panel over on a clean surface. Lift the cable to release the adhesive strips securing the cable to the panel.



5. Carefully lift the clear tape protecting the cable connector.



6. Carefully lift the black tape securing the cable to the panel.



7. Disconnect the cable from the LCD panel

---


## Removing the LCD Antennas

**NOTE:** These disassembly procedures feature the 3G model only, therefore there are four antenna cables (white, black, yellow, and blue) addressed during the procedure. If 3G is not supported, only the WLAN antennas (white and black) need to be removed.


1. See “Removing the LCD Panel” on page 74.
2. The LCD Module appears as follows when the Camera, Microphone, and LCD Panel are removed.
  - A— blue 3G Antenna cable
  - B— combined yellow 3G Antenna cable, white and black WLAN Antenna cables



3. Remove the adhesive strips holding the cables in place.



4. Carefully pry up the WLAN antenna pads as shown.



5. Carefully pry up the 3G antennas as shown.



**IMPORTANT:**A strong adhesive is used to secure the Antenna pads in place. Take care not to bend the pad during removal.




---

# Reassembly Procedure

## Replacing the Antennas

1. Replace the WLAN antennas as shown. Note: the black cable antenna is placed first and lower.



2. Replace the 3G antennas as shown




3. Relay the cables and fasten the tape pieces.




## Replacing the LCD Cable and Brackets

1. Replace and secure the connector by attaching the adhesive strip as shown.
2. Replace the LCD panel cable as shown on the underside of the panel.



**IMPORTANT:** Ensure that the LCD Cable runs as shown to avoid trapping when the Bezel is replaced.




3. Secure the brackets to the panel using four bracket screws (two each side).




---

## Replacing the LCD Panel

1. Replace the LCD Panel top edge first as shown. Ensure that the locating pins on the top edge of the brackets are positioned correctly.




2. Ensure that the locating pins on the bottom edge of the brackets are positioned correctly and replace the two securing screws.





# Replacing the Microphone Board


1. Lay the microphone cable back beside the panel
2. Ensure the holding tape is stuck down.



3. Replace the microphone
4. Replace the kapton tape.



5. Place the foil back over the microphone.






---

## Replacing the Camera Board

1. Reconnect the connector as shown



2. Place the camera pcb.



---

## Replacing the LCD Bezel


1. Replace the bezel top edge first as shown.



2. Starting at the hinge wells, ensure that the Antenna and LCD power cables are not trapped and press down to secure the bezel in place.



3. Ensure the cables are correctly arranged through the LCD hinges.



---

4. Replace the four screws and screw caps.




---


# Lower Cover Reassembly Procedure

## Replacing the DC Power Cable


1. Insert the power cable socket as shown.



2. Place the toroids away from the socket.




3. Lay the power cable as shown



## Replacing the LCD Module

1. Place the LCD Module on the Lower Cover and secure it in place with the three screws.





## Replacing the Speakers

1. Place the two speakers into the bottom case together.

**Note:** the left and right speaker placement


2. Put in the two screws for the two speakers






# Re-attaching the Antenna Cables


1. Lay out the yellow, white and black cables.



2. Continue down the side.




3. And across the front.



4. Lay out the blue cable.



5. Put the tape back over the cables.




6. The final layout should be as shown.




## Replacing the CPU Fan


1. Reconnect the CPU fan cable.



2. Replace the four securing screws in order: 4-3-2-1.




3. Replace the tape over the CPU fan cables tucking them in tightly beside the fan.




## Connecting the I/O Cable

1. Insert the I/O cable.



2. Ensure the connection is flush.






# Replacing the Mainboard


1. Place the mainboard into the bottom case with both hands.
2. Insert the I/O ports in first, taking care to align the I/O ports with the openings in the lower cover




3. Replace the screw holding the mainboard to the bottom case.



4. Attach the speaker connector.



5. Attach the MB pcb power connector.





6. Attach the LCD connector.




7. Attach the tape




## Connecting the I/O Card Reader


1. Connect the connector.



2. The connector is on the rear side of the IO card.




3. Flip the IO card reader over and screw in place.



---

## Connecting the SSD Module

1. Replace the SSD Module in the direction of the arrow to connect to the interface. Secure the module in the Lower Cover.



2. Replace the two screws to secure the SSD module.




## Connecting the SD I/O Card


1. Follow the steps in the following table.




Replace the SD I/O card.



Replace the two screws to secure the card.




Attach the SD I/O cable.




## Replacing the WLAN Module

Attach the WLAN Module to the WLAN socket.

1. Insert the WLAN module into the connector.
2. Replace the screw.



3. Connect the antenna wires (Black is Main)



4. Put on the tape.



## Completed Lower Case Assembly



The completed lower case assembly is as shown.



# Upper Cover Reassembly Process


## Reconnecting the TouchPad FFC

Insert the TouchPad FFC into the connector on the touch pad




## Replacing the Bluetooth module

1. Connect the Cable to the Bluetooth module



2. Place the Bluetooth module and cable together






3. Attach the tape to the cable.



## Replacing the Power Switch pcb

1. Insert the power switch pcb cable through the cover.



2. Attach the pcb.



3. Flip the cover over and stick the cable down.



4. Put in the power pcb screw.



---

The upper cover is now ready to attach to the bottom cover



# Replacing the Upper Cover

Attach the bottom cover and the top cover as shown.

1. Insert a top corner.



2. Be careful to cover the cables.



3. Push down along the edges



4. Push down on the front edge.




Turn the unit over and affix the seven screws in the bottom cover






---

Turn the unit over and affix the five screws in the top cover




# Replacing the Top Cover Mainboard Cables


There are 3 cables to attach.




1. Attach the pcb power cable



2. Attach the Touchpad cable.




3. Connect the Bluetooth module cable





## Reassembling the 3G Module

1. Turn the computer over. Insert the 3G Module into the socket.
2. Replace the single securing screw.



3. Connect the two 3G Antenna cables to the 3G Module.

**IMPORTANT:** The yellow cable attaches to the M (**Main**) terminal and the blue cable attaches to the A (**Aux**) terminal.







---

## Replacing the DIMM Module

1. Insert the DIMM module.




2. Ensure the release latches on both sides of the DIMM socket are properly in place.



---

# Replacing the Lower Covers


1. Put in the Memory Cover



2. Put in the 3G Cover



3. Affix one screw in the Memory cover (red callout) and one screw in the 3G cover (green callout).



## Replacing the SIMM Card

Insert the SIMM Card into the slot.





---

## Replacing the SD Dummy Card

1. Insert the SD Dummy Card as shown.
2. Press the card in to the slot until it clicks in to place.



## Replacing the Battery Pack

1. Turn the computer over.
2. Slide the battery pack into the main unit.



3. Slide the battery lock/unlock latch to the lock position.



# Troubleshooting

---

## Common Problems

Use the following procedure as a guide for computer problems.

**NOTE:** The diagnostic tests are intended to test only Acer products. Non-Acer products, prototype cards, or modified options can give false errors and invalid system responses.

1. Obtain the failing symptoms in as much detail as possible.
2. Verify the symptoms by attempting to re-create the failure by running the diagnostic test or by repeating the same operation.
3. Use the following table with the verified symptom to determine which page to go to.

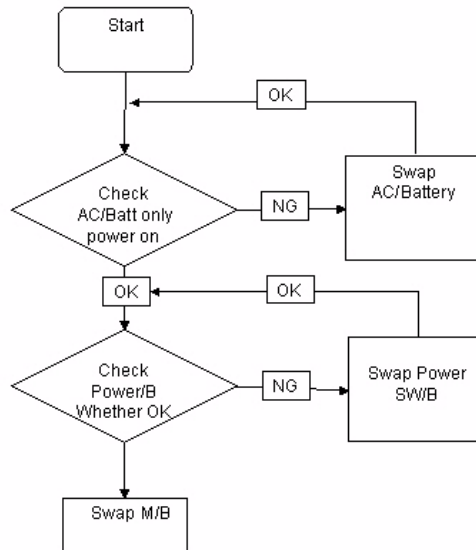
Symptoms (Verified)	Go To
Power On Issue	Page 108
No Display Issue	Page 109
LCD Failure	Page 110
Internal Keyboard Failure	Page 111
TouchPad Failure	Page 112
Internal Speaker Failure	Page 112
Internal Microphone Failure	Page 114
Rightside USB Failure	Page 116
Wireless Function Failure	Page 116
3G Function Failure	Page 117
Switch Failure	Page 117
Cosmetic Failure	Page 118
Thermal Units Failure	Page 118
External Mouse Failure	Page 119
Other Function Failures	Page 119
Intermittent Problems	Page 121
Undetermined Problems	Page 121

4. If the Issue is still not resolved, see “Online Support Information” on page 265.

---

## Power On Issue

If the system doesn't power on, perform the following actions one at a time to correct the problem. Do not replace a non-defective FRU:



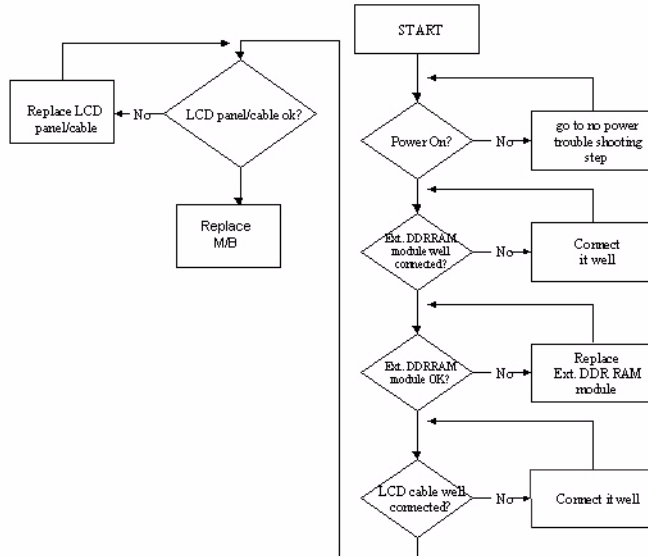
## Computer Shuts Down Intermittently

If the system powers off at intervals, perform the following actions one at a time to correct the problem.

1. Check the power cable is properly connected to the computer and the electrical outlet.
2. Remove any extension cables between the computer and the outlet.
3. Remove any surge protectors between the computer and the electrical outlet. Plug the computer directly into a known good electrical outlet.
4. Remove all external and non-essential hardware connected to the computer that are not necessary to boot the computer to the failure point.
5. Remove any recently installed software.
6. If the Issue is still not resolved, see "Online Support Information" on page 265.

# No Display Issue

If the **Display** doesn't work, perform the following actions one at a time to correct the problem. Do not replace a non-defective FRUs:



## No POST or Video

If the POST or video doesn't display, perform the following actions one at a time to correct the problem.

1. Make sure that the internal display is selected. On this notebook model, switching between the internal display and the external display is done by pressing **Fn+F5**. Reference Product pages for specific model procedures.
2. Make sure the computer has power by checking at least one of the following occurs:
  - Fans start up
  - Status LEDs light up

If there is no power, see "Power On Issue" on page 108.

3. Drain any stored power by removing the power cable and battery and holding down the power button for 10 seconds. Reconnect the power and reboot the computer.
4. Connect an external monitor to the computer and switch between the internal display and the external display is by pressing **Fn+F5** (on this model).

If the POST or video appears on the external display, see "LCD Failure" on page 110.

5. Disconnect power and all external devices including port replicators or docking stations. Remove any memory cards and CD/DVD discs. Restart the computer.

If the computer boots correctly, add the devices one by one until the failure point is discovered.

6. Reseat the memory modules.
7. Remove the drives (see "Disassembly Process" on page 40).
8. If the Issue is still not resolved, see "Online Support Information" on page 265.

## Abnormal Video Display

If video displays abnormally, perform the following actions one at a time to correct the problem.

1. Reboot the computer.

- 
2. If permanent vertical/horizontal lines or dark spots display in the same location, the LCD is faulty and should be replaced. See “Disassembly Process” on page 40.
  3. If extensive pixel damage is present (different colored spots in the same locations on the screen), the LCD is faulty and should be replaced. See “Disassembly Process” on page 40.
  4. Adjust the brightness to its highest level. See the User Manual for instructions on adjusting settings.  
**NOTE:** Ensure that the computer is not running on battery alone as this may reduce display brightness.  
If the display is too dim at the highest brightness setting, the LCD is faulty and should be replaced. See “Disassembly Process” on page 40.
  5. Check the display resolution is correctly configured:
    - a. Minimize or close all Windows.
    - b. If display size is only abnormal in an application, check the view settings and control/mouse wheel zoom feature in the application.
    - c. If desktop display resolution is not normal, right-click on the desktop and select **Personalize**→ **Display Settings**.
    - d. Click and drag the Resolution slider to the desired resolution.
    - e. Click **Apply** and check the display. Readjust if necessary.
  6. Roll back the video driver to the previous version if updated.
  7. Remove and reinstall the video driver.
  8. Check the Device Manager to determine that:
    - The device is properly installed. There are no red Xs or yellow exclamation marks.
    - There are no device conflicts.
    - No hardware is listed under Other Devices.
  9. If the Issue is still not resolved, see “Online Support Information” on page 265.
  10. Run the Windows Memory Diagnostic from the operating system DVD and follow the onscreen prompts.
  11. If the Issue is still not resolved, see “Online Support Information” on page 265.

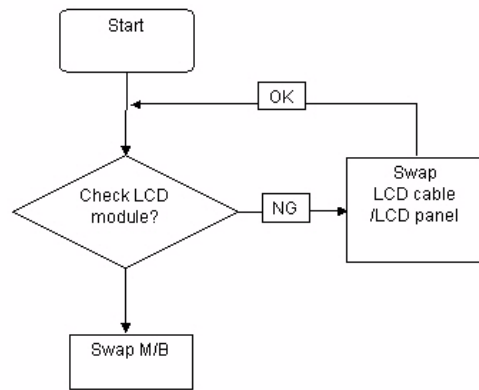
## Random Loss of BIOS Settings

If the computer is experiencing intermittent loss of BIOS information, perform the following actions one at a time to correct the problem.

1. If the computer is more than one year old, replace the CMOS battery.
2. Run a complete virus scan using up-to-date software to ensure the computer is virus free.
3. If the computer is experiencing HDD or ODD BIOS information loss, disconnect and reconnect the power and data cables between devices.  
If the BIOS settings are still lost, replace the cables.
4. If HDD information is missing from the BIOS, the drive may be defective and should be replaced.
5. Replace the Motherboard.
6. If the Issue is still not resolved, see “Online Support Information” on page 265.

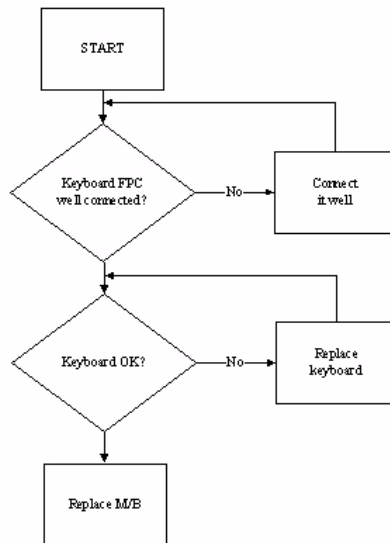
## LCD Failure

If the **LCD** fails, perform the following actions one at a time to correct the problem. Do not replace a non-defective FRUs:



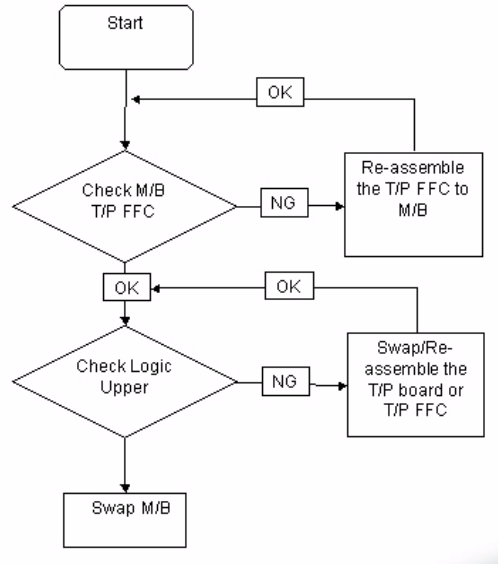
## Built-In Keyboard Failure

If the built-in **Keyboard** fails, perform the following actions one at a time to correct the problem. Do not replace a non-defective FRUs:



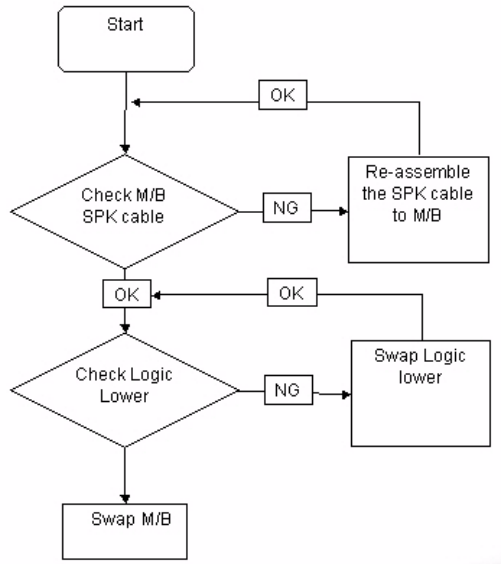
# TouchPad Failure

If the **TouchPad** doesn't work, perform the following actions one at a time to correct the problem. Do not replace a non-defective FRUs:



# Internal Speaker Failure

If the internal **Speakers** fail, perform the following actions one at a time to correct the problem. Do not replace a non-defective FRUs:



# Sound Problems

If sound problems are experienced, perform the following actions one at a time to correct the problem.

1. Reboot the computer.
2. Navigate to **Start** → **Control Panel** → **System and Maintenance** → **System** → **Device Manager**. Check the Device Manager to determine that:
  - The device is properly installed.



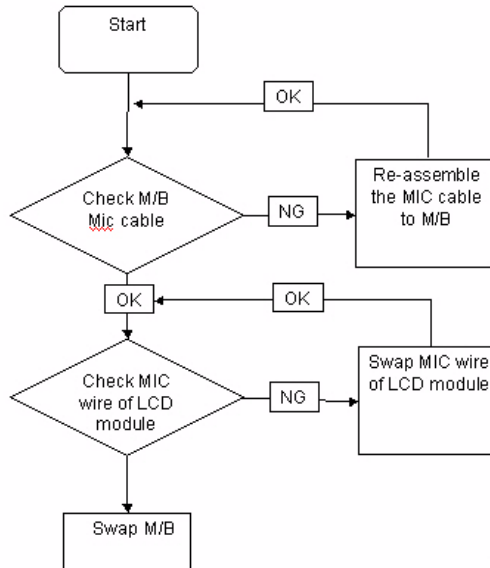
- 
- There are no red Xs or yellow exclamation marks.
  - There are no device conflicts.
  - No hardware is listed under Other Devices.
3. Roll back the audio driver to the previous version, if updated recently.
  4. Remove and reinstall the audio driver.
  5. Ensure that all volume controls are set mid range:
    - a. Click the volume icon on the taskbar and drag the slider to 50. Ensure that the volume is not muted.
    - b. Click Mixer to verify that other audio applications are set to 50 and not muted.
  6. Navigate to **Start** → **Control Panel** → **Hardware and Sound** → **Sound**. Ensure that Speakers are selected as the default audio device (green check mark).

**NOTE:** If Speakers does not show, right-click on the **Playback** tab and select **Show Disabled Devices** (clear by default).
  7. Select Speakers and click **Configure** to start **Speaker Setup**. Follow the onscreen prompts to configure the speakers.
  8. Remove and recently installed hardware or software.
  9. Restore system and file settings from a known good date using **System Restore**.

If the issue is not fixed, repeat the preceding steps and select an earlier time and date.
  10. Reinstall the Operating System.
  11. If the Issue is still not resolved, see “Online Support Information” on page 265.

# Internal Microphone Failure

If the internal **Microphone** fails, perform the following actions one at a time to correct the problem. Do not replace a non-defective FRUs:



## Microphone Problems

If internal or external **Microphones** do not operate correctly, perform the following actions one at a time to correct the problem.

1. Check that the microphone is enabled. Navigate to **Start** → **Control Panel** → **Hardware and Sound** → **Sound** and select the **Recording** tab.
2. Right-click on the **Recording** tab and select **Show Disabled Devices** (clear by default).
3. The microphone appears on the **Recording** tab.
4. Right-click on the microphone and select **Enable**.
5. Select the microphone then click **Properties**. Select the **Levels** tab.
6. Increase the volume to the maximum setting and click **OK**.
7. Test the microphone hardware:
  - a. Select the microphone and click **Configure**.
  - b. Select **Set up microphone**.
  - c. Select the microphone type from the list and click **Next**.
  - d. Follow the onscreen prompts to complete the test.
8. If the Issue is still not resolved, see "Online Support Information" on page 265.

---

## SSD Not Operating Correctly

If the **SSD** does not operate correctly, perform the following actions one at a time to correct the problem.

1. Disconnect all external devices.
2. Run a complete virus scan using up-to-date software to ensure the computer is virus free.
3. Run the Windows Vista Startup Repair Utility:
  - a. insert the Windows Vista Operating System DVD in the ODD and restart the computer.
  - b. When prompted, press any key to start to the operating system DVD.
  - c. The **Install Windows** screen displays. Click **Next**.
  - d. Select **Repair your computer**.
  - e. The **System Recovery Options** screen displays. Click **Next**.
  - f. Select the appropriate operating system, and click **Next**.

**NOTE:** Click **Load Drivers** if controller drives are required.

- g. Select **Startup Repair**.
- h. Startup Repair attempts to locate and resolve issues with the computer.
- i. When complete, click **Finish**.

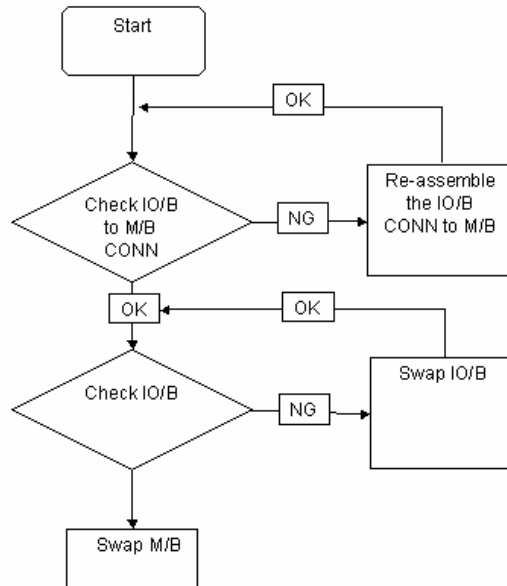
If an issue is discovered, follow the onscreen information to resolve the problem.

4. Run the Windows Memory Diagnostic Tool. For more information see Windows Help and Support.
5. Restart the computer and press F2 to enter the BIOS Utility. Check the BIOS settings are correct and that CD/DVD drive is set as the first boot device on the Boot menu.
6. Ensure all cables and jumpers on the SSD and ODD are set correctly.
7. Remove any recently added hardware and associated software.
8. Run the Windows Disk Defragmenter. For more information see Windows Help and Support.
9. Run Windows Check Disk by entering **chkdsk /r** from a command prompt. For more information see Windows Help and Support.
10. Restore system and file settings from a known good date using **System Restore**.

If the issue is not fixed, repeat the preceding steps and select an earlier time and date.
11. Replace the SSD. See "Disassembly Process" on page 40.

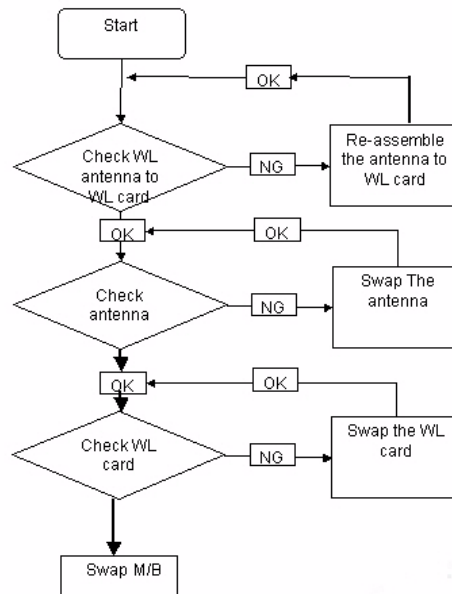
## USB Failure (Rightside)

If the rightside **USB** port fails, perform the following actions one at a time to correct the problem. Do not replace a non-defective FRUs:



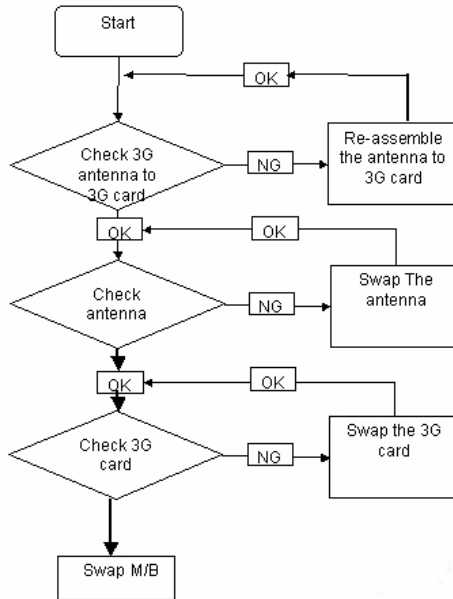
## Wireless Function Test

If the **Wireless Function Test** fails, perform the following actions one at a time to correct the problem.



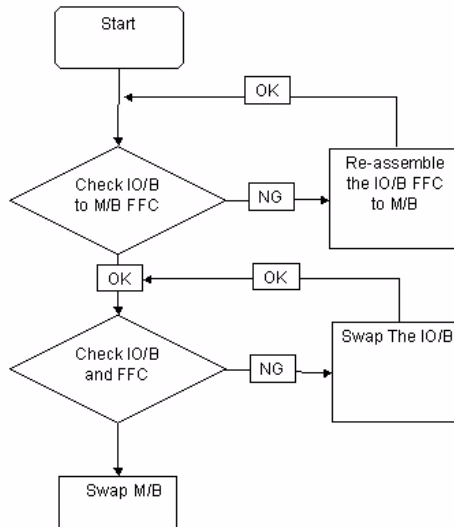
# 3G Function Test

If the **3G Function Test** fails, perform the following actions one at a time to correct the problem.



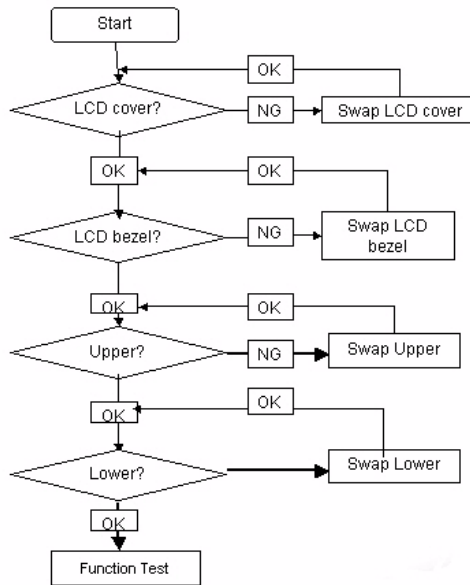
# Switch

If the **Switch** fails, perform the following actions one at a time to correct the problem.



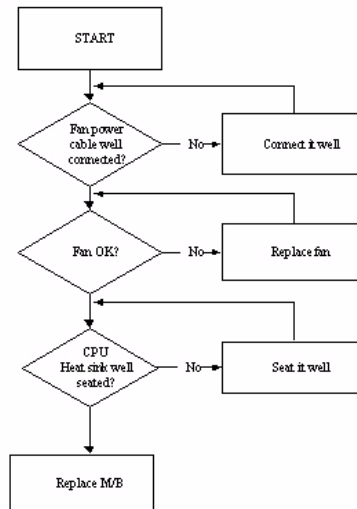
# Cosmetic

If a **Cosmetic** function fails, perform the following actions one at a time to correct the problem.



# Thermal Units

If the **Thermal Units** fails, perform the following actions one at a time to correct the problem.





# External Mouse Failure

If an external **Mouse** fails, perform the following actions one at a time to correct the problem.

1. Try an alternative mouse.
2. If the mouse uses a wireless connection, insert new batteries and confirm there is a good connection. See the mouse user manual.
3. If the mouse uses a USB connection, try an alternate USB port.
4. Try an alternative program to verify mouse operation. Reinstall the program experiencing mouse failure.
5. Restart the computer.
6. Remove any recently added hardware and associated software.
7. Remove any recently added software and reboot.
8. Restore system and file settings from a known good date using **System Restore**.

If the issue is not fixed, repeat the preceding steps and select an earlier time and date.

9. Run the Event Viewer to check the events log for errors. For more information see Windows Help and Support.
10. Roll back the mouse driver to the previous version if updated recently.
11. Remove and reinstall the mouse driver.
12. Check the Device Manager to determine that:
  - The device is properly installed. There are no red Xs or yellow exclamation marks.
  - There are no device conflicts.
  - No hardware is listed under Other Devices.
13. If the Issue is still not resolved, see “Online Support Information” on page 265.

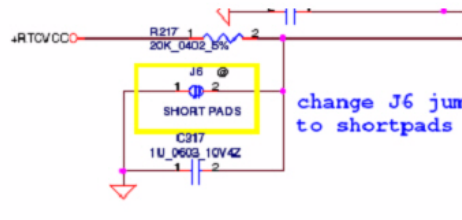
# Other Failures

If the CRT Switch, Dock, LAN Port, external MIC or Speakers, PCI Express Card, 5-in-1 Card Reader or Volume Wheel fail, perform the following general steps to correct the problem. Do not replace a non-defective FRUs:

1. Check Drive whether is OK.
2. Check Test Fixture is ok.
3. Swap M/B to Try.

# MB CMOS Discharge

If a CMOS setting is incorrect, CMOS data will be reset to the default setting by discharge (short pads).



1. Open the 3G door. The discharge location is near the 3G connector as shown in the following picture.



---

# Intermittent Problems

Intermittent system hang problems can be caused by a variety of reasons that have nothing to do with a hardware defect, such as: cosmic radiation, electrostatic discharge, or software errors. FRU replacement should be considered only when a recurring problem exists.

When analyzing an intermittent problem, do the following:

1. Run the advanced diagnostic test for the system board in loop mode at least 10 times.
2. If no error is detected, do not replace any FRU.
3. If any error is detected, replace the FRU. Rerun the test to verify that there are no more errors.

# Undetermined Problems

If the diagnostic test does not identify the problem, follow these procedures to isolate the failing FRU.

**NOTE:** Verify that all attached devices are supported by the computer.

**NOTE:** Verify that the power supply being used at the time of the failure is operating correctly. (See “Power On Issue” on page 108):

1. Power-off the computer.
2. Visually check them for damage. If any problems are found, replace the FRU.
3. Remove or disconnect all of the following devices:
  - Non-Acer devices
  - Printer, mouse, and other external devices
  - Battery pack
  - Hard disk drive
  - DIMM
  - CD-ROM/Diskette drive Module
  - PC Cards
4. Power-on the computer.
5. Determine if the problem has changed.
6. If the problem does not recur, reconnect the removed devices one at a time until you find the failing FRU.
7. If the problem remains, replace the following FRU one at a time. Do not replace a non-defective FRU:
  - System board
  - LCD assembly

# POST Code Reference Tables

These tables describe the POST codes and components of the POST process.

## Sec:

NO\_EVICTION\_MODE\_DEBUG EQU 1 (CommonPlatform\sec\ia32\SecCore.inc)

Code	Description
0xC2	MTRR setup
0xC3	Enable cache
0xC4	Establish cache tags
0xC5	Enter NEM, Place the BSP in No Fill mode, set CR0.CD = 1, CR0.NW = 0.
0xCF	Cache Init Finished

## Memory:

DEBUG\_BIOS equ 1 (Chipset\Alviso\MemoryInitAsm\IA32\IMEMORY.INC)

Code	Description
0xA0	First memory check point
0x01	Enable MCHBAR
0x02	Check for DRAM initialization interrupt and reset fail
0x03	Verify all DIMMs are DDR or DDR2 and unbuffered
0x04	Detect an improper warm reset and handle
0x05	Detect if ECC SO-DIMMs are present in the system
0x06	Verify all DIMMs are single or double sided and not asymmetric
0x07	Verify all DIMMs are x8 or x16 width
0x08	Find a common CAS latency between the DIMMS and the MCH
0x09	Determine the memory frequency and CAS latency to program
0x10	Determine the smallest common TRAS for all DIMMs
0x11	Determine the smallest common TRP for all DIMMs
0x12	Determine the smallest common TRCD for all DIMMs
0x13	Determine the smallest refresh period for all DIMMs
0x14	Verify burst length of 8 is supported by all DIMMs
0x15	Determine the smallest tWR supported by all DIMMs
0x16	Determine DIMM size parameters
0x17	Program the correct system memory frequency
0x18	Determine and set the mode of operation for the memory channels
0x19	Program clock crossing registers
0x20	Disable Fast Dispatch
0x21	Program the DRAM Row Attributes and DRAM Row Boundary registers
0x22	Program the DRAM Bank Architecture register
0x23	Program the DRAM Timing & and DRAM Control registers
0x24	Program ODT
0x25	Perform steps required before memory init
0x26	Program the receive enable reference timing control register Program the DLL Timing Control Registers, RCOMP settings

Code	Description
0x27	Enable DRAM Channel I/O Buffers
0x28	Enable all clocks on populated rows
0x29	Perform JEDEC memory initialization for all memory rows
0x30	Perform steps required after memory init
0x31	Program DRAM throttling and throttling event registers
0x32	Setup DRAM control register for normal operation and enable
0x33	Enable RCOMP
0x34	Clear DRAM initialization bit in the SB
0x35	Initialization Sequence Completed, program graphic clocks
0x43	Program Thermal Throttling

## BDS & Specific action:

Code	Description
0x00	Report the legacy boot is happening
0x12	Wake up the Aps
0x13	Initialize SMM Private Data and relocate BSP SMBASE
0x21	PC init begin at the stage1
0x27	Report every memory range do the hardware ECC init
0x28	Report status code of every memory range
0x50	Get the root bridge handle
0x51	Notify pci bus driver starts to program the resource
0x58	Reset the host controller
0x5A	IdeBus begin initialization
0x70	Simple Text Output Protocol Functions (VGA class reset)
0x71	Report that VGA Class driver is being disabled
0x72	Report that VGA Class driver is being enabled
0x78	Terminal Console In reset and Console Out reset
0x79	Report that the remote terminal is being disabled
0x7A	Report that the remote terminal is being enabled
0x90	Keyboard reset
0x91	USB Keyboard disable
0x92	Keyboard detection
0x93	Report that the usb keyboard is being enabled
0x94	Clear the keyboard buffer
0x95	Init Keyboard
0x98	Mouse reset
0x99	Mouse disable
0x9A	Detect PS2 mouse
0x9B	Report that the mouse is being enabled
0xB8	Peripheral removable media reset (ex: IsaFloppy, USB device)
0xB9	Peripheral removable media disable
0xBB	Peripheral removable media enable
0xE4	Report Status Code here for DXE_ENTRY_POINT once it is available

Code	Description
0xF8	Report that ExitBootServices () has been called
0xF9	Runtime driver set virtual address map

## Each PEIM entry point used in 80\_PORT

Code	Description
0x00	
0x01	PEI_EVENT_LOG
0xA1	PEI_OEM_SERVICE
0xA2	PEI_SIO_INIT
0xA3	PEI_MONO_STATUS_CODE
0xA4	PEI_CPU_IO_PCI_CFG
0x06	PEI_CPU_IO
0x07	PEI_PCI_CFG
0xA5	PEI_CPU_PEIM
0xA6	PEI_PLATFORM_STAGE1
0xA7	PEI_VARIABLE
0xA8	PEI_SB_INIT
0x0C	PEI_CAPSULE
0xAA	PEI_PLATFORM_STAGE2
0xAC	PEI_SB_SMBUS_ARP_DISABLED
0x0F	PEI_HOST_TO_SYSTEM
0x40	PEI_MEMORY_INIT
0x41	PEI_S3_RESUME
0xAD	PEI_CLOCK_GEN
0xAB	PEI_OP_PRESENCE
0xAE	PEI_FIND_FV
0x16	PEI_H2O_DEBUG_IO
0x17	PEI_H2O_DEBUG_COMM
0x16~0x1F	PEI_RESERVED
0x20~0x2E	PEI_OEM_DEFINED
0xAF	PEI_DXE_IPL



## Each Driver entry point used in 80\_PORT

Code	Description
0x30	RESERVED
0xB6	DXE_CRC32_SECTION_EXTRACT
0xB8	SCRIPT_SAVE
0xB9	ACPI_S3_SAVE
0xBA	SMART_TIMER
0xBB	JPEG_DECODER
0xBC	PCX_DECODER
0xBE	HT_CPU/MP_CPU
0xBF	LEGACY_METRONOME
0xC0	FTWLITE
0xC1	RUN_RIME
0xC2	MONOTONIC_COUNTER
0xC3	WATCH_DOG_TIMER
0xC4	SECURITY_STUB
0xC5	DXE_CPU_IO
0xC6	CF9_RESET
0xC7	PC_RTC
0xC8	STATUS_CODE
0xC9	VARIABLE
	EMU_VARIABLE
0xD9	DXE_CHIPSET_INIT
0x45	DXE_ALERT_FORMAT
0xD6	PCI_HOST_BRIDGE
0xD7	PCI_EXPRESS
0xD5	DXE_SB_INIT
0xDA	IDE_CONTROLLER
0xDB	SATA_CONTROLLER
0xDD	SB_SM_BUS
0xE7	ISA_ACPI_DRIVER
0xE8	ISA_BUS
0xE9	ISA_SERIAL
0xED	BUS_PCI_UNDI
0xEC	PCI_BUS
0xF6	BOOT_PRIORITY
0xF7	FVB_SERVICE
0xF8	ACPI_PLATFORM
0xFB	PCI_HOT_PLUG
0xFC	DXE_PLATFORM
0xFD	PLATFORM_IDE
0x97	SMBIOS
0x98	MEMORY_SUB_CLASS
0x99	MISC_SUB_CLASS

Code	Description
0x82	CON_PLATFORM
0x83	SAVE_MEMORY_CONFIG
0x84	ACPI_SUPPORT
0x85	CON_SPLITTER_UGA_VGA/CON_SPLITTER
0x88	VGA_CLASS
0x89	DATA_HUB
0x60	DISK_IO
0x8B	MEMORY_TEST
0x62	CRISIS_RECOVERY
0x8D	LEGACY_8259
0x8E	LEGACY_REGION
0x8F	LEGACY_INTERRUPT
0x70	BIOS_KEYBOARD
0x71	BIOS_VEDIO
0x72	MONITER_KEY
0x73	LEGACY_BIOS
0x75	LEGACY_BIOS_PLATFORM
0x76	PCI_PLATFORM
0x6C	ISA_FLOOPY
0x6D	PS2_MOUSE
0x6E	USB_BOT
0x6F	USB_CBI0
0x74	USB_MOUSE
0xFA	SETUP_UTILITY
0x90	FW_BLOCK_SERVICE
0x78	SMM_USB_LEGACY
0x86	GRAPHICS_CONSOLE
0x87	TERMINAL
0x8A	DATA_HUB_STD_ERR
0x7C	FAT
0x7D	PARTITION
0x7E	ENGLISH
0x7F	FRENCH
0x9E	HII_DATABASE
0x9F	OEM_SETUP_BROWSER
0x8C	OEM_BADGING_SUPPORT
0xF9	SETUP_MOUSE
0x72	MONITOR_KEY
0xBD	PLATFORM_BDS
0x8D	RESERVED
0x8E	RESERVED
0x8F	RESERVED
0xA0	DXE_H2O_DEBUG_IO

Code	Description
0xB3	DXE_TPM_TCG
0xB4	DXE_TPM_PHYSICAL_PRESENCE
0xB7	DXE_OEM_SERVICE
0x9B	DXE_SECURITY_HDD_PASSWORD_SERVICE
0xA9	DXE_LAN_IDER_CONTROLLER
0x9C	DXE_SECURITY_SYSTEM_PASSWORD_SERVICE
0x9D	DXE_SECURITY_PASSWORD_CONSOLE
0xCB	DXE_DATA_HUB_RECORD_POLICY
0xB5	DXE_TPM_DRIVER
0x11	CHINESE
0xB0	JAPANESE
0xB1	DXE_UNICODE_COLLACTION

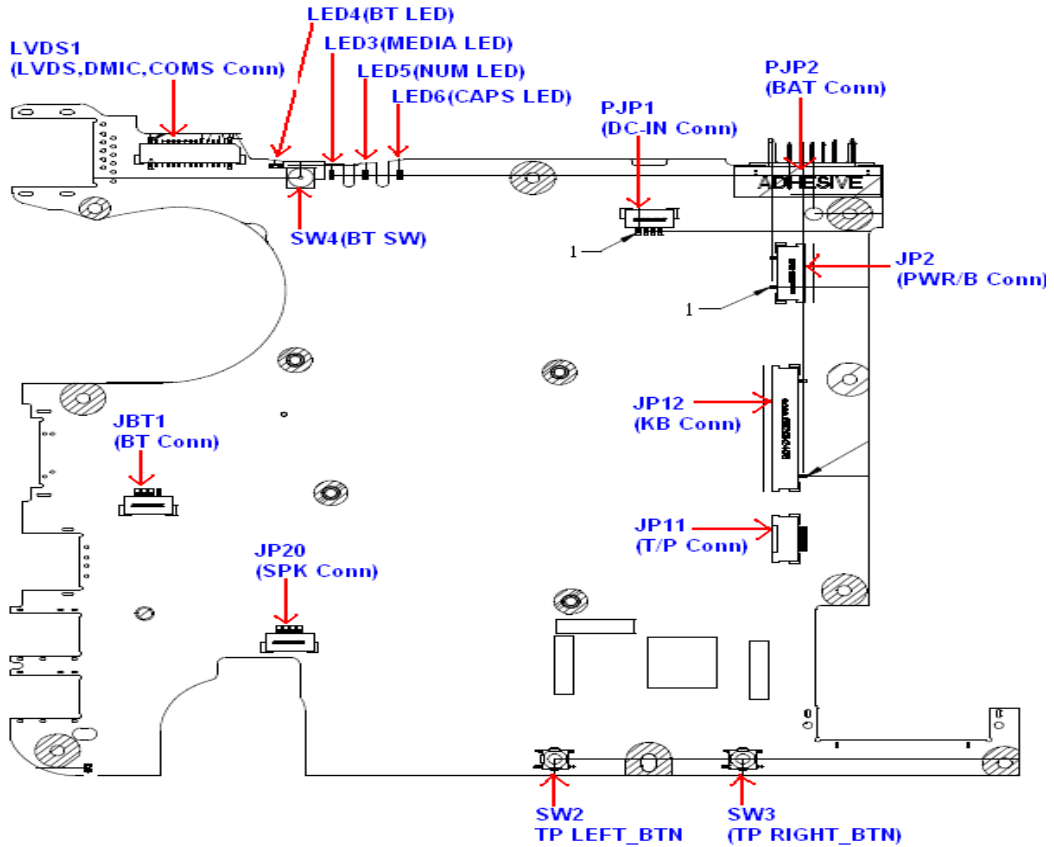
Each SmmDriver entry point used in 80\_PORT

Code	Description
0xD4	SMM_ACCESS
0xDE	SMM_CONTROL
0xCC	SMM_BASE
0xD2	SMM_RUNTIME
0xDF	SB_SMM_DISPATCH
0xD0	SMM_THUNK
0xCA	SMM_ACPI_SW_CHILD
0xFE	SMM_PLATFORM
0xD8	SMM_GMCH_MBI
0x90	SMM_FW_BLOCK_SERVICE
0x91	SMM_VARIABLE
0x92	SMM_IHISI
0x93	SMM_INT15_MICROCODE
0x94	SMM_PNP
0x95	SMM_INIT_PPM
0xD3	SMM_OEM_SERVICE



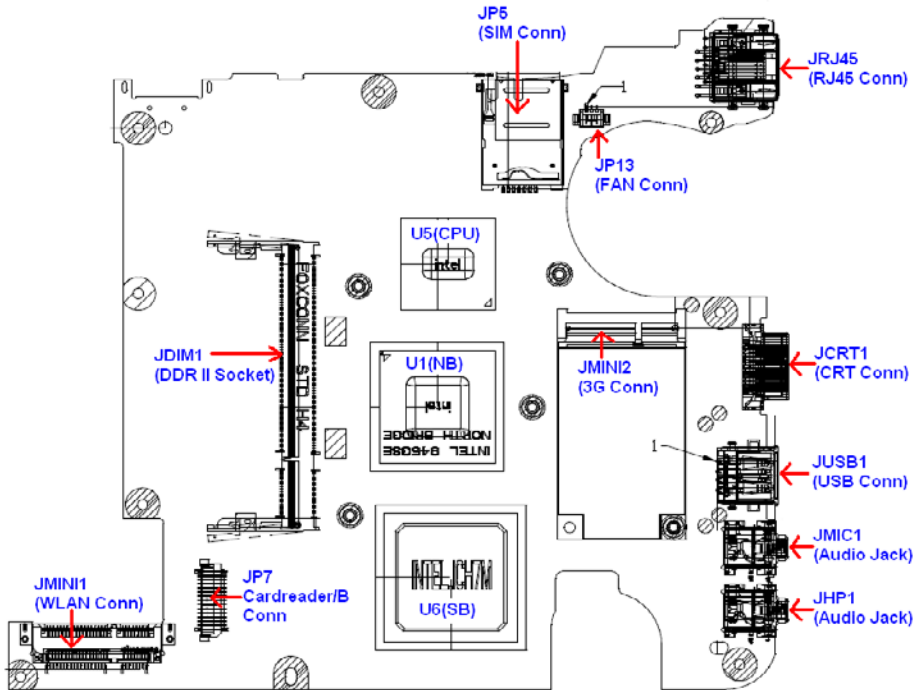
# Jumper and Connector Locations

## Top View



Item	Description	Item	Description
JLVDS1	LCD Connect Internal camera Connector Internal DMIC Connector	JP2	TO PWR/B Connector
LED4	Bluetooth LED	JP12	Internal Keyboard Connector
SW4	Bluetooth Button	JP11	Internal Track-Pad Connector
LED3	Media LED	SW3	Right Button
LED5	NUM LED	SW2	Left Button
LED6	CAP LED	JP20	Speaker Connector
PJP1	TO Power core Connector	JBT1	Bluetooth Connector
PJP2	Battery Connector		

# Bottom View



Clearing Password

Item	Description	Item	Description
JP5	SIM Card Connector	U6	SB
JP13	FAN Connector	JP7	To Card reader/B Connector
JRJ45	RJ45 LAN Connector	JMINI 1	MINI Card (Wireless) SOCKET
JCRT1	CRT Connector	JDIM1	DDR2 Socket
JUSB1	External USB Connector	U5	CPU
JMIC1	MIC IN Connector	U1	NB
JHP1	Head-Phone Connector	JMINI 2	MINI Card (3G) SOCKET

## Clear Password Check and BIOS Recovery

For Information on Password Check and BIOS Recovery See “Clearing Password Check and BIOS Recovery” on page 33.

## BIOS Recovery by Crisis Disk

For Information on Crisis Disk See “BIOS Recovery by Crisis Disk” on page 35.

# FRU (Field Replaceable Unit) List

---

This chapter gives you the FRU (Field Replaceable Unit) listing in global configurations of Aspire one. Refer to this chapter whenever ordering for parts to repair or for RMA (Return Merchandise Authorization).

Please note that WHEN ORDERING FRU PARTS, you should check the most up-to-date information available on your regional web or channel. For whatever reasons a part number change is made, it will not be noted on the printed Service Guide. For ACER AUTHORIZED SERVICE PROVIDERS, your Acer office may have a DIFFERENT part number code from those given in the FRU list of this printed Service Guide. You MUST use the local FRU list provided by your regional Acer office to order FRU parts for repair and service of customer machines.

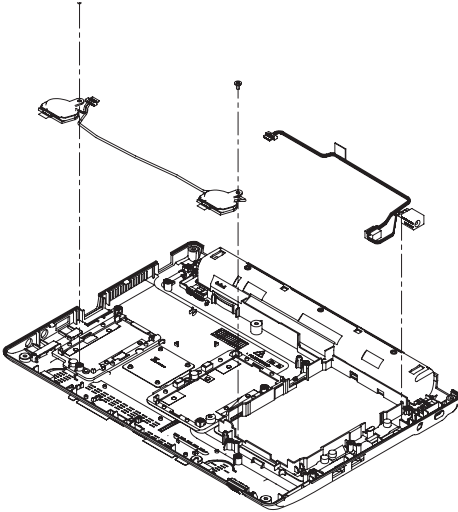
NOTE: To scrap or to return the defective parts, you should follow the local government ordinance or regulations on how to dispose it properly, or follow the rules set by your regional Acer office on how to return it.



---

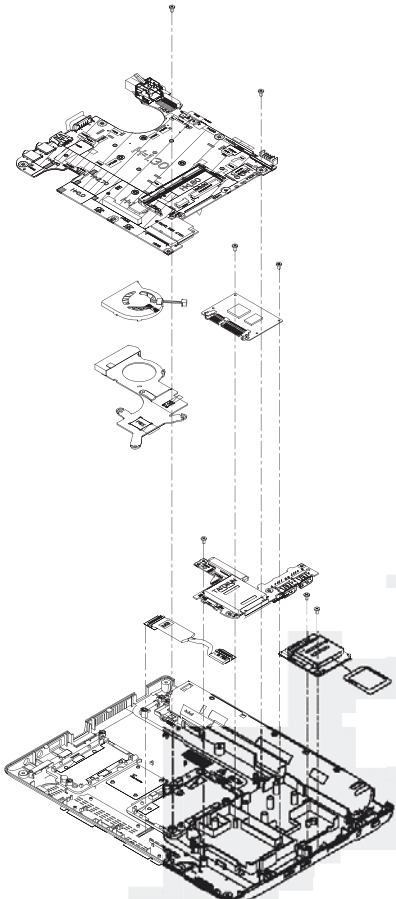
# Exploded Diagrams

## Top Cover Assembly



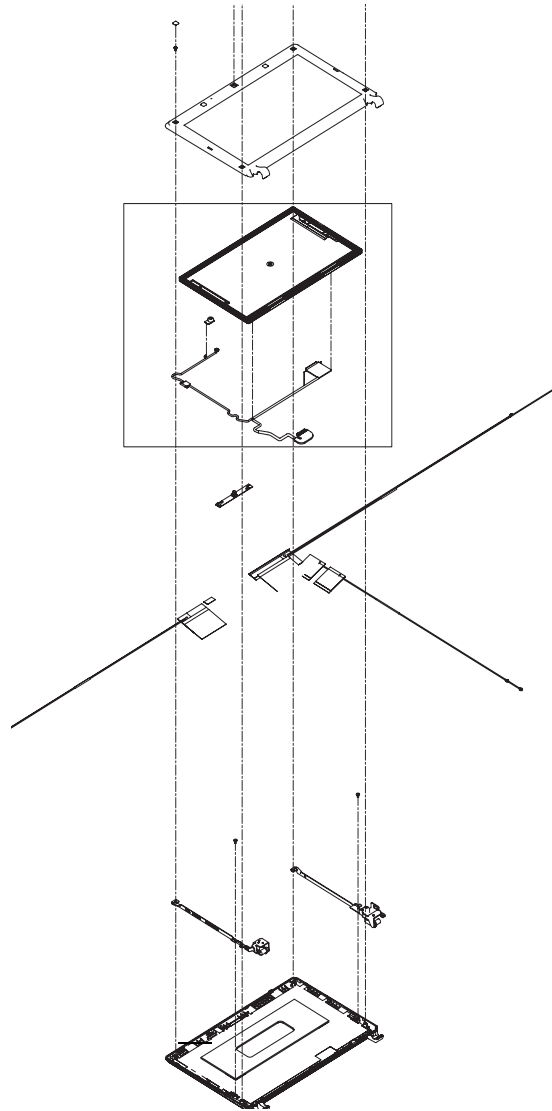
Item	Description	Part Number
1	DC-IN CABLE-30W	50.S9402.003
	SPEAKER-R&L	23.S9402.001
	Power Board	55.S9402.001

# Base Assembly



Item	Description	Part Number
1	Mainboard	MB.S9102.002
	I/O BoardF	55.S9402.002
	SDIO BOARD-SECURE DIGITAL INPUT/OUTPUT	55.S9402.003
	I/O Board Cable	50.S9402.004
	LOWER CASE ASSY W/3G FUNCTION-SSD	60.S9302.002

# LCD Assembly









Item	Description	Part Number
1	LCD COVER ASSY BLACK	60.S9402.004
	LCD panel	LK.10105.001
	LCD Beze;	60.S9402.005
	LCD Bracket R&L	33.S9402.002
	ANTENNA FOR WLAN-MAIN	50.S9402.005
	ANTENNA FOR WLAN-AUX	50.S9402.006
	LCD Cable	50.S9402.007
	CAMERA MODULE-0.3M	57.S9402.001
	ANTENNA FOR 3G-MAIN	50.S9302.001
	ANTENNA FOR 3G-AUX	50.S9302.002

## Aspire one FRU List


CATEGORY	Acer Description	AcerPN
<b>ADAPTER</b>		
	Adapter DELTA 30W 19V 1.7x5.5x11 Black ADP-30JH BA LF	AP.03001.001
	Adapter LITE-ON 30W 19V 1.7x5.5x11 Black PA-1300-04AC LF	AP.03003.001
	Adapter HIPRO 30W 19V 1.7x5.5x11 Black HP-A0301R3 B1LF LF	AP.0300A.001
<b>BATTERY</b>		
	Battery SANYO UM-2008A Li-Ion 3S1P SANYO 3 cell 2200mAh Main COMMON Marchles	BT.00303.008
	Battery SONY UM-2008A Li-Ion 3S1P SONY 3 cell 2200mAh Main COMMON black	BT.00304.001
	Battery PANASONIC UM-2008A Li-Ion 3S1P PANASONIC 3 cell 2200mAh Main COMMON Macles	BT.00305.005
	Battery SIMPLO UM-2008A Li-Ion 3S1P PANASONIC 3 cell 2200mAh Main COMMON Macles	BT.00307.001
	Battery SIMPLO UM-2008A Li-Ion 3S1P SAMSUNG 3 cell 2200mAh Main COMMON Macles	BT.00307.002
	Battery SIMPLO UM-2008A Li-Ion 3S1P SAMSUNG 3 cell 2200mAh Main COMMON 2.2(F) , black , new fuse	BT.00307.006
	Battery SANYO UM-2008B Li-Ion 3S2P SANYO 6 cell 5200mAh Main COMMON Black	BT.00603.058
	Battery SANYO UM-2008B Li-Ion 3S2P SANYO 6 cell 4400mAh Main COMMON Black, 2.2Ah (A )	BT.00603.067
	Battery SONY UM-2008B Li-Ion 3S2P SONY 6 cell 4400mAh Main COMMON black	BT.00604.031
	Battery SONY UM-2008B Li-Ion 3S2P SONY 6 cell 5200mAh Main COMMON black	BT.00604.033
	Battery SIMPLO UM-2008A Li-Ion 3S2P PANASONIC 6 cell 4400mAh Main COMMON Macles	BT.00607.032
	Battery SIMPLO UM-2008A Li-Ion 3S2P SAMSUNG 6 cell 4400mAh Main COMMON Macles	BT.00607.033
	Battery SIMPLO UM-2008B Li-Ion 3S2P PANASONIC 6 cell 5200mAh Main COMMON Macles Black	BT.00607.041
	Battery SIMPLO UM-2008B Li-Ion 3S2P SAMSUNG 6 cell 5200mAh Main COMMON Macles Black	BT.00607.042
	Battery SIMPLO UM-2008B Li-Ion 3S2P LGC 6 cell 5200mAh Main COMMON Black , LGC 2.6 (B3 )	BT.00607.055
	Battery SIMPLO UM-2008BW Li-Ion 3S2P LGC 6 cell 5200mAh Main COMMON White, LGC 2.6 (B3)	BT.00607.056
Battery SIMPLO UM-2008BW Li-Ion 3S2P SAMSUNG 6 cell 5200mAh Main COMMON 2.6(C) , white , new fuse(NEC)	BT.00607.058	
<b>CPU/PROCESSOR</b>		

CATEGORY	Acer Description	AcerPN
	CPU Intel Atom N270 1.6G 512K 533 2.5W	KC.ANB01.270
	CPU Intel Atom N280 BGA 1.66G 512K 667 2.5W C-0	KC.ANB01.280
<b>SSD/ FLASH DISK</b>		
	Flash Disk SAMSUNG SSD NAND 64GB MMCRE64G5MPP-0VA LF	KF.0640B.002
	Flash Disk SAMSUNG SSD NAND 64GB MMDOE64GSMXP-MVA LF	KF.0640B.003
	Flash Disk SANDISK SSD NAND 64GB SDSA3AD-064G LF	KF.0640D.001
	Flash Disk SAMSUNG Flash Module NAND 16GB MMBRE16GSMPP-MVA LF	KF.16G0B.002
<b>MEMORY</b>		
	Memory MICRON SO-DIMM DDRII 667 1GB MT8HTF12864HDY-667G1 LF 64*16 0.065um	KN.1GB04.010
	Memory ELPIDA SO-DIMM DDRII 667 1GB EBE11UE6AESA-6E-F LF 64*16 0.065um	KN.1GB09.010
	Memory SAMSUNG SO-DIMM DDRII 667 1GB M470T2864EH3-CE6 LF 64*16 0.055um	KN.1GB0B.027
	Memory HYNIX SO-DIMM DDRII 667 1GB HYMP112S64CP6-Y5 LF	KN.1GB0G.012
	Memory MICRON SO-DIMM DDRII 667 2GB MT16HTF25664HY-667G1 LF 128*8 0.065um	KN.2GB04.010
	Memory ELPIDA SO-DIMM DDRII 667 2GB EBE21UE8AESA-6E-F LF 128*8 0.065um	KN.2GB09.003
	Memory SAMSUNG SO-DIMM DDRII 667 2GB M470T5663EH3-CE6 LF 128*8 0.055um	KN.2GB0B.011
<b>BOARD</b>		
	Foxconn Bluetooth FOX_BRM_2.0 F/W 300	BT.21100.005
	POWER BOARD	55.S9402.001
	IO BOARD	55.S9402.002
	SDIO BOARD-SECURE DIGITAL INPUT/OUTPUT	55.S9402.003
	Foxconn Wireless LAN Atheros HB63 BG (HM)	NI.23600.048



CATEGORY	Acer Description	AcerPN
	Option 3G GTM382EL	LC.21300.007
	3G GTM380E	LC.21300.004
	3G UNDP-1	LC.21300.005
<b>CABLE</b>		
	BLUE TOOTH CABLE	50.S9402.001
	T/P FFC	50.S9402.002
	DC-IN CABLE-30W	50.S9402.003
	IO BOARD CABLE	50.S9402.004
	LCD CABLE	50.S9402.007
	CAMERA MODULE-0.3M	57.S9402.001
	ANTENNA FOR 3G-MAIN	50.S9302.001
	ANTENNA FOR 3G-AUX	50.S9302.002
	ANTENNA FOR WLAN/3G	50.S9302.003

CATEGORY	Acer Description	AcerPN
	POWER CORD US 3 PIN	27.TAVV5.001
	POWER CORD EU 3 PIN	27.TAVV5.002
	POWER CORD AUS 3 PIN	27.TAVV5.003
	POWER CORD UK 3 PIN	27.TAVV5.004
	POWER CORD CHINA 3 PIN	27.TAVV5.005
	POWER CORD SWISS 3 PIN	27.TAVV5.006
	POWER CORD ITALIAN 3 PIN	27.TAVV5.007
	POWER CORD DENMARK 3 PIN	27.TAVV5.008
	POWER CORD JP 3 PIN	27.TAVV5.009
	POWER CORD SOUTH AFRICA 3 PIN	27.TAVV5.010
	POWER CORD KOREA 3 PIN	27.TAVV5.011
	POWER CORD ISRAEL 3 PIN	27.TAVV5.012
	POWER CORD INDIA 3 PIN	27.TAVV5.013
	POWER CORD TWN 3 PIN	27.TAVV5.014
	POWER CORD ARGENTINA 3 PIN	27.APV02.001
<b>CASE/COVER/BRACKET ASSEMBLY</b>		
	UPPER CASE ASSY	60.S9402.001
	LOWER CASE ASSY FOR W/3G FUNCTION	60.S9302.002
	LOWER CASE ASSY FOR W/O 3G FUNCTION	60.S9402.003
	RAM DOOR	42.S9402.001
	MINI CARD DOOR	42.S9402.003
<b>KEYBOARD</b>		
	KEYBOARD INTE(UI)-BLK	KB.INT00.513
	KEYBOARD (ARE) ARABIC ENGLISH-BLK	KB.INT00.544



CATEGORY	Acer Description	AcerPN
	KEYBOARD (BE) BELGIAN-BLK	KB.INT00.543
	KEYBOARD (BZ) BRAZILIAN-BLK	KB.INT00.542
	KEYBOARD (CF) CANADIAN FRENCH-BLK	KB.INT00.541
	KEYBOARD (CH) T-CHINESE-BLK	KB.INT00.540
	KEYBOARD (CZ/SK) CZECH-SLOVAKIAN-BLK	KB.I0800.002
	KEYBOARD (DM) DENMARK-BLK	KB.INT00.538
	KEYBOARD (NL) NETHERLANDS-BLK	KB.INT00.537
	KEYBOARD (FR) FRENCH-BLK	KB.INT00.535
	KEYBOARD (GR) GERMAN-BLK	KB.INT00.534
	KEYBOARD (GK) GREEK-BLK	KB.INT00.533
	KEYBOARD (HG) HUNGARY-BLK	KB.INT00.532
	KEYBOARD (IT) ITALIAN-BLK	KB.INT00.529
	KEYBOARD (KO) KOREAN-BLK	KB.INT00.528
	KEYBOARD (NW) NORWEGIAN-BLK	KB.INT00.526
	KEYBOARD (PO) PORTUGUESE-BLK	KB.INT00.524
	KEYBOARD (RU) RUSSIAN-BLK	KB.INT00.523
	KEYBOARD (SA/CR) SLO/CRO-BLK	KB.INT00.522
	KEYBOARD (SV) SLOVAK-BLK	KB.INT00.521
	KEYBOARD (SP) SPANISH-BLK	KB.INT00.520
	KEYBOARD (SD/FN) SWEDISH-BLK	KB.INT00.519
	KEYBOARD (SW) SWITZERLAND-BLK	KB.INT00.518
	KEYBOARD (TI) THAILAND-BLK	KB.INT00.517
	KEYBOARD (TR) TURKISH-BLK	KB.INT00.516
	KEYBOARD (UK)-BLK	KB.INT00.515
	KEYBOARD (HB) HEBREW-BLK	KB.INT00.514
	KEYBOARD (JP)-BLK	KB.INT00.548
	KEYBOARD (ND) SCANDINAVIAN-BLK	KB.INT00.545
	KEYBOARD (AR/FR) ARABIC/FRENCH-BLK	KB.I0800.004
	KEYBOARD (CB) CANADIAN BILINGUAL-BLK	KB.INT00.546
<b>LCD (w/o 3G)</b>		
	ASSY LED MODULE 10.1 IN. WSVGA Glare W/ ANTENNA*2, CCD, W/O 3G	6M.S9402.001
<b>LCD (3G)</b>		
	ASSY LED MODULE 10.1 IN. WSVGA Glare W/ ANTENNA*3, CCD, 3G	6M.S9302.001
<b>CASE/COVER/BACKET ASSEMBLY</b>		
	LCD COVER	60.S9402.004

CATEGORY	Acer Description	AcerPN
	LED LCD AUO 10.1" WSVGA Glare B101AW03 V0 LF 200nit 8ms 500:1	LK.10105.001
	LED LCD SAMSUNG 10.1" WSVGA Glare LTN101NT02-A04 LF 200nit 16ms 400:1	LK.10106.004
	LED LCD LPL 10.1" WSVGA Glare LP101WSA- TLA1 LF 200nit 16ms 400:1	LK.10108.001
	LED LCD CMO 10.1" WSVGA Glare N101L6-L02 C2 (3G) LF 200nit 10ms 650:1	LK.1010D.002
	LCD BEZEL	60.S9402.005
	LCD BRACKET-R&L	33.S9402.002
	ANTENNA FOR WLAN-MAIN	50.S9402.005
	ANTENNA FOR WLAN-AUX	50.S9402.006
<b>MAINBOARD</b>		
	Mainboard Aspire one Pro 531 Intel 945GSE ICH7M LF N270/ 3G / SSD and HDD share one MB	MB.S9102.002
	Mainboard Aspire one Pro 531 Intel 945GSE ICH7M LF N270/non 3G / SSD and HDD share one MB	MB.S9202.001
	MB ASSY-W/270 CPU&3G F W/O RAM-SSD	
	MB ASSY-W/270 CPU W/O RAM&3G F-SSD	
	Mainboard Aspire one Pro 531 Intel 945GSE ICH7M LF N280/ 3G / SSD and HDD share one MB	MB.S9102.001
	Mainboard Aspire one Pro 531 Intel 945GSE ICH7M LF N280/non 3G / SSD and HDD share one MB	MB.S9202.002
	MB ASSY-W/280 CPU&3G F W/O RAM-SSD	
	MB ASSY-W/280 CPU W/O RAM&3G F-SSD	
<b>HEATSINK</b>		
	THERMAL MODULE	60.S9402.006
<b>SPEAKER</b>		

CATEGORY	Acer Description	AcerPN
	SPEAKER-R&L	23.S9402.001
<b>MISCELLANEOUS</b>		
	WLAN MYLAR	47.S9402.002
	3G MYLAR	47.S9302.001
	LCD SCREW RUBBER	47.S9402.001

## Screw List

Category	Description	Part Number
<b>Screw</b>		
	SCREW M2.0*5.0-I (NI)	86.S0207.002
	SCREW M2.0*3.0-I IRON	86.S0207.001
	SCREW M2.0*2.5-I (BUWZN)	86.TPK07.001
	SCREW M2-0.4*2-I (BNI) (NYLOK)(7,0.6) IRON	86.W4107.002
	SCREW M2.0*6.0-I	86.S6507.001
	SCREW M1.6*2.5-I (NI) (NYLOK)IRON	86.S6507.002
	SCREW M2.0*4-I (BZN) (NYLOK)IRON	86.S6507.003
	SCREW M2.0*5.0-I (BUWZN) (NYLON PATCH) IRON	86.S6507.004





# Model Definition and Configuration

## Aspire one Series

Model	RO	Country	Acer Part No	Description
AOP531f-06k	EMEA	Germany	LU.S9406.060	AOP531f-06k XPPSRDE1 MC UMACKk 1*2G/ 64G/6L2.6/5R/CB_bg_0.3D_AN_DE11
AOP531f-06k	EMEA	Belgium	LU.S9406.070	AOP531f-06k XPPSRBE1 MC UMACKk 1*2G/ 64G/6L2.6/5R/CB_bg_0.3D_AN_NL11
AOP531f-06k	EMEA	Turkey	LU.S9406.046	AOP531f-06k XPPSRTR1 MC UMACKk 1*2G/ 64G/6L2.6/5R/CB_bg_0.3D_AN_TR31
AOP531f-06k	EMEA	Hungary	LU.S9406.080	AOP531f-06k XPPSRHU1 MC UMACKk 1*2G/ 64G/6L2.6/5R/CB_bg_0.3D_AN_HU11
AOP531f-06k	EMEA	Eastern Europe	LU.S9406.066	AOP531f-06k XPPSREU7 MC UMACKk 1*2G/ 64G/6L2.6/5R/CB_bg_0.3D_AN_ES61
AOP531f-06k	EMEA	Eastern Europe	LU.S9406.067	AOP531f-06k XPPSREU7 MC UMACKk 1*2G/ 64G/6L2.6/5R/CB_bg_0.3D_AN_ENQ1
AOP531f-06k	EMEA	Eastern Europe	LU.S9406.069	AOP531f-06k XPPSREU7 MC UMACKk 1*2G/ 64G/6L2.6/5R/CB_bg_0.3D_AN_SL11
AOP531f-06k	EMEA	Eastern Europe	LU.S9406.068	AOP531f-06k XPPSREU5 MC UMACKk 1*2G/ 64G/6L2.6/5R/CB_bg_0.3D_AN_RO11
AOP531f-06k	EMEA	Eastern Europe	LU.S9406.075	AOP531f-06k XPPSREU5 MC UMACKk 1*2G/ 64G/6L2.6/5R/CB_bg_0.3D_AN_PL11
AOP531f-06k	EMEA	Eastern Europe	LU.S9406.073	AOP531f-06k XPPSREU3 MC UMACKk 1*2G/ 64G/6L2.6/5R/CB_bg_0.3D_AN_RU21
AOP531f-06k	EMEA	Eastern Europe	LU.S9406.074	AOP531f-06k XPPSREU4 MC UMACKk 1*2G/ 64G/6L2.6/5R/CB_bg_0.3D_AN_FI11
AOP531f-06k	EMEA	Portugal	LU.S9406.084	AOP531f-06k XPPSRPT1 MC UMACKk 1*2G/ 64G/6L2.6/5R/CB_bg_0.3D_AN_PT11
AOP531f-06k	EMEA	South Africa	LU.S9406.087	AOP531f-06k EM XPPSRZA1 MC UMACKk 1*2G/64G/6L2.6/5R/CB_bg_0.3D_AN_ES81
AOP531f-06k	EMEA	Finland	LU.S9406.079	AOP531f-06k XPPSRFI2 MC UMACKk 1*2G/ 64G/6L2.6/5R/CB_bg_0.3D_AN_FI11
AOP531f-06k	EMEA	Finland	LU.S9406.078	AOP531f-06k XPPSRFI2 MC UMACKk 1*2G/ 64G/6L2.6/5R/CB_bg_0.3D_AN_SV41
AOP531f-06k	EMEA	Finland	LU.S9406.077	AOP531f-06k XPPSRFI2 MC UMACKk 1*2G/ 64G/6L2.6/5R/CB_bg_0.3D_AN_FI41
AOP531f-06k	EMEA	Finland	LU.S9406.076	AOP531f-06k XPPSRFI2 MC UMACKk 1*2G/ 64G/6L2.6/5R/CB_bg_0.3D_AN_FI31
AOP531f-06k	EMEA	France	LU.S9406.081	AOP531f-06k XPPSRFR1 MC UMACKk 1*2G/ 64G/6L2.6/5R/CB_bg_0.3D_AN_FR21
AOP531f-06k	EMEA	Spain	LU.S9406.085	AOP531f-06k XPPSRES1 MC UMACKk 1*2G/ 64G/6L2.6/5R/CB_bg_0.3D_AN_ES51
AOP531f-06k	EMEA	Luxembourg	LU.S9406.072	AOP531f-06k XPPSR LU3 MC UMACKk 1*2G/ 64G/6L2.6/5R/CB_bg_0.3D_AN_IT41
AOP531f-06k	EMEA	Denmark	LU.S9406.082	AOP531f-06k XPPSRDK2 MC UMACKk 1*2G/ 64G/6L2.6/5R/CB_bg_0.3D_AN_ENS1
AOP531f-06k	EMEA	Denmark	LU.S9406.083	AOP531f-06k XPPSRDK1 MC UMACKk 1*2G/ 64G/6L2.6/5R/CB_bg_0.3D_AN_NO11

Model	RO	Country	Acer Part No	Description
AOP531f-06k	EMEA	South Africa	LU.S9406.086	AOP531f-06k EM XPPSRZA2 MC UMACKk 1*2G/64G/6L2.6/5R/CB_bg_0.3D_AN_ES61
AOP531f-06k	EMEA	Israel	LU.S9406.054	AOP531f-06k XPPSRIL1 MC UMACKk 1*2G/64G/6L2.6/5R/CB_bg_0.3D_AN_HE11
AOP531f-06k	EMEA	Middle East	LU.S9406.052	AOP531f-06k EM XPPSRME4 MC UMACKk 1*2G/64G/6L2.6/5R/CB_bg_0.3D_AN_ES61
AOP531f-06k	EMEA	Ukraine	LU.S9406.045	AOP531f-06k XPPSRUK1 MC UMACKk 1*2G/64G/6L2.6/5R/CB_bg_0.3D_AN_RU61
AOP531f-06k	EMEA	UK	LU.S9406.044	AOP531f-06k XPPSRGB1 MC UMACKk 1*2G/64G/6L2.6/5R/CB_bg_0.3D_AN_EN11
AOP531f-06k	EMEA	Austria	LU.S9406.063	AOP531f-06k XPPSRAT1 MC UMACKk 1*2G/64G/6L2.6/5R/CB_bg_0.3D_AN_DE61
AOP531f-06k	EMEA	Switzerland	LU.S9406.050	AOP531f-06k XPPSRCH1 MC UMACKk 1*2G/64G/6L2.6/5R/CB_bg_0.3D_AN_IT41
AOP531f-06k	EMEA	Switzerland	LU.S9406.049	AOP531f-06k XPPSRCH1 MC UMACKk 1*2G/64G/6L2.6/5R/CB_bg_0.3D_AN_IT81
AOP531f-06k	EMEA	Poland	LU.S9406.047	AOP531f-06k XPPSRPL1 MC UMACKk 1*2G/64G/6L2.6/5R/CB_bg_0.3D_AN_PL11
AOP531f-06k	EMEA	Middle East	LU.S9406.057	AOP531f-06k EM XPPSRME6 MC UMACKk 1*2G/64G/6L2.6/5R/CB_bg_0.3D_AN_ES61
AOP531f-06k	EMEA	Holland	LU.S9406.071	AOP531f-06k XPPSRNL1 MC UMACKk 1*2G/64G/6L2.6/5R/CB_bg_0.3D_AN_NL11
AOP531f-06k	EMEA	Norway	LU.S9406.061	AOP531f-06k XPPSRNO1 MC UMACKk 1*2G/64G/6L2.6/5R/CB_bg_0.3D_AN_NO11
AOP531f-06k	EMEA	Middle East	LU.S9406.056	AOP531f-06k EM XPPSRME2 MC UMACKk 1*2G/64G/6L2.6/5R/CB_bg_0.3D_AN_AR21
AOP531f-06k	EMEA	Czech	LU.S9406.065	AOP531f-06k EM XPPSRCZ2 MC UMACKk 1*2G/64G/6L2.6/5R/CB_bg_0.3D_AN_SK11
AOP531f-06k	EMEA	Middle East	LU.S9406.048	AOP531f-06k EM XPPSRME9 MC UMACKk 1*2G/64G/6L2.6/5R/CB_bg_0.3D_AN_ES81
AOP531f-06k	EMEA	Sweden	LU.S9406.064	AOP531f-06k XPPSRSE1 MC UMACKk 1*2G/64G/6L2.6/5R/CB_bg_0.3D_AN_FI11
AOP531f-06k	EMEA	Middle East	LU.S9406.051	AOP531f-06k EM XPPSRME3 MC UMACKk 1*2G/64G/6L2.6/5R/CB_bg_0.3D_AN_ES81
AOP531f-06k	EMEA	Italy	LU.S9406.055	AOP531f-06k XPPSRIT1 MC UMACKk 1*2G/64G/6L2.6/5R/CB_bg_0.3D_AN_IT11
AOP531f-06k	EMEA	Middle East	LU.S9406.059	AOP531f-06k EM XPPSRME2 MC UMACKk 1*2G/64G/6L2.6/5R/CB_bg_0.3D_AN_ES61
AOP531f-06k	EMEA	Middle East	LU.S9406.058	AOP531f-06k EM XPPSRME2 MC UMACKk 1*2G/64G/6L2.6/5R/CB_bg_0.3D_AN_AR11
AOP531f-06k	EMEA	Greece	LU.S9406.053	AOP531f-06k XPPSRGR1 MC UMACKk 1*2G/64G/6L2.6/5R/CB_bg_0.3D_AN_EL31
AOP531f-06k	EMEA	Russia	LU.S9406.062	AOP531f-06k XPPSRRU1 MC UMACKk 1*2G/64G/6L2.6/5R/CB_bg_0.3D_AN_RU11
AOP531f-0Bk	WW	WW	S2.S940B.001	AOP531f-0Bk AOXPSTWW1 MC UMACKk 1*1G/64G+250/6L/5R/CB_bg_0.3D_BAG_AN_EN11
AOP531f-1BGk	WW	GCTWN	S2.S930B.001	AOP531f-1BGk AOXPSTWW1 MC UMAGCk 1*1G/16G/BT/3L/5R/CB_bg_0.3D_3G_AN_ENX1GTM382E
AOP531f-1BGk	WW	WW	S2.S930B.002	AOP531f-1BGk AOXPSTWW1 MC UMAGCk 1*1G/16G/BT/3L/5R/CB_bg_0.3D_3G_AN_EN11GTM382E



Model	RO	Country	Acer Part No	Description
AOP531h-1Ck	AAP	Philippines	LU.S920C.001	AOP531h-1Ck LINPUSSPH1 UMACKk 1*1G/ 160/BT/6L2.6/5R/ CB_bg_0.3D_BAG_AN_ES61
AOP531h-0Ck	EMEA	Norway	LU.S920C.003	AOP531h-0Ck LINPUSSNO1 UMACKk 1*1G/ 160/3L/5R/CB_bg_0.3D_AN_ES61
AOP531h-0Ck	EMEA	Norway	LU.S920C.002	AOP531h-0Ck LINPUSSNO1 UMACKk 1*1G/ 160/BT/6L2.6/5R/CB_bg_0.3D_AN_ES61
AOP531h-06k	PA	USA	LU.S9206.092	AOP531h-06k XPPSRUS1 MC UMACKk 1*2G/ 160/BT/6L/5R/CB_bg_0.3D_AN_ENP3
AOP531h-06k	EMEA	France	LU.S9206.109	AOP531h-06k XPPSRFR1 MC UMACKk 1*2G/ S64G_2.5/BT/6L2.6/5R/ CB_bg_0.3D_AN_FR21
AOP531h-0Zk	EMEA	UK	LU.S920Z.092	AOP531h-0Zk VB32SRGB1 MC UMACKk 1*1G/250/BT/3L/5R/CB_bg_0.3D_AN_EN12
AOP531h-0Zk	EMEA	UK	LU.S920Z.144	AOP531h-0Zk VB32SRGB1 MC UMACKk 1*1G/S64G_2.5/BT/6L2.6/5R/ CB_bg_0.3D_AN_EN12
AOP531h-06k	PA	USA	LU.S9206.091	AOP531h-06k XPPSRUS1 MC UMACKk 1*2G/ 160/6L/5R/CB_bg_0.3D_AN_ENP3
AOP531h-06k	PA	Canada	LU.S9206.271	AOP531h-06k XPPSRCA2 MC UMACKk 1*2G/ 160/6L2.6/5R/CB_bg_0.3D_AN_ENJ2
AOP531h-06k	PA	USA	LU.S9206.090	AOP531h-06k XPPSRUS1 MC UMACKk 1*2G/ 250/BT/6L/5R/CB_bg_0.3D_AN_ENP3
AOP531h-0Bk	EMEA	Czech	LU.S920B.131	AOP531h-0Bk EM AOXPHERCZ2 MC UMACKk 1*1G/160/6L2.6/5R/ CB_bg_0.3D_AN_SK11
AOP531h-06k	EMEA	Switzerland	LU.S9206.098	AOP531h-06k XPPSRCH1 MC UMACKk 1*2G/ S64G_2.5/BT/6L2.6/5R/ CB_bg_0.3D_AN_IT41
AOP531h-15k	CHINA	China	LU.S9205.001	AOP531h-15k XPHSTCN1 MC UMACKk 1*1G/ 160/BT/3L/5R/CB_bg_0.3D_BAG_AN_SC11
AOP531h-06k	EMEA	Germany	LU.S9206.265	AOP531h-06k XPPSRDE1 MC UMACKk 1*1G/ 250/3L/5R/CB_bg_0.3D_AN_DE11
AOP531h-06k	EMEA	Germany	LU.S9206.038	AOP531h-06k XPPSRDE1 MC UMACKk 1*1G/ 250/BT/3L/5R/CB_bg_0.3D_AN_DE11
AOP531h-06k	EMEA	Germany	LU.S9206.176	AOP531h-06k XPPSRDE1 MC UMACKk 1*2G/ S64G_2.5/6L2.6/5R/CB_bg_0.3D_AN_DE11
AOP531h-06k	EMEA	Germany	LU.S9206.221	AOP531h-06k XPPSRDE1 MC UMACKk 1*2G/ 250/6L2.6/5R/CB_bg_0.3D_AN_DE11
AOP531h-06k	EMEA	Germany	LU.S9206.096	AOP531h-06k XPPSRDE1 MC UMACKk 1*2G/ S64G_2.5/BT/6L2.6/5R/ CB_bg_0.3D_AN_DE11
AOP531h-06k	EMEA	Germany	LU.S9206.083	AOP531h-06k XPPSRDE1 MC UMACKk 1*2G/ 250/BT/6L2.6/5R/CB_bg_0.3D_AN_DE11
AOP531h-06k	EMEA	Middle East	LU.S9206.275	AOP531h-06k EM XPPSRME2 MC UMACKk 1*2G/250/BT/6L2.6/5R/ CB_bg_0.3D_BAG_AN_AR21
AOP531h-06k	EMEA	Middle East	LU.S9206.274	AOP531h-06k EM XPPSRME2 MC UMACKk 1*2G/S64G_2.5/BT/6L2.6/5R/ CB_bg_0.3D_BAG_AN_AR21
AOP531h-0Bk	EMEA	Czech	LU.S920B.130	AOP531h-0Bk EM AOXPHERCZ2 MC UMACKk 1*1G/160/BT/6L2.6/5R/ CB_bg_0.3D_AN_SK11
AOP531h-06k	EMEA	South Africa	LU.S9206.273	AOP531h-06k EM XPPSRZA2 MC UMACKk 1*2G/160/BT/6L2.6/5R/ CB_bg_0.3D_AN_ES61

Model	RO	Country	Acer Part No	Description
AOP531h-06k	EMEA	Belgium	LU.S9206.264	AOP531h-06k XPPSRBE1 MC UMACKk 1*1G/250/3L/5R/CB_bg_0.3D_AN_NL11
AOP531h-06k	EMEA	Belgium	LU.S9206.087	AOP531h-06k XPPSRBE1 MC UMACKk 1*2G/250/BT/6L2.6/5R/CB_bg_0.3D_AN_NL11
AOP531h-06k	EMEA	Belgium	LU.S9206.093	AOP531h-06k XPPSRBE1 MC UMACKk 1*2G/S64G_2.5/BT/6L2.6/5R/CB_bg_0.3D_AN_NL11
AOP531h-06k	EMEA	Belgium	LU.S9206.175	AOP531h-06k XPPSRBE1 MC UMACKk 1*2G/S64G_2.5/6L2.6/5R/CB_bg_0.3D_AN_NL11
AOP531h-06k	EMEA	Belgium	LU.S9206.039	AOP531h-06k XPPSRBE1 MC UMACKk 1*1G/250/BT/3L/5R/CB_bg_0.3D_AN_NL11
AOP531h-06k	EMEA	Belgium	LU.S9206.220	AOP531h-06k XPPSRBE1 MC UMACKk 1*2G/250/6L2.6/5R/CB_bg_0.3D_AN_NL11
AOP531h-06k	EMEA	Eastern Europe	LU.S9206.028	AOP531h-06k XPPSREU7 MC UMACKk 1*1G/250/BT/3L/5R/CB_bg_0.3D_AN_SL11
AOP531h-06k	EMEA	Eastern Europe	LU.S9206.164	AOP531h-06k XPPSREU7 MC UMACKk 1*2G/S64G_2.5/6L2.6/5R/CB_bg_0.3D_AN_SL11
AOP531h-06k	EMEA	Turkey	LU.S9206.140	AOP531h-06k XPPSRTR1 MC UMACKk 1*2G/S64G_2.5/6L2.6/5R/CB_bg_0.3D_AN_TR31
AOP531h-06k	EMEA	Turkey	LU.S9206.003	AOP531h-06k XPPSRTR1 MC UMACKk 1*1G/250/BT/3L/5R/CB_bg_0.3D_AN_TR31
AOP531h-06k	EMEA	Turkey	LU.S9206.184	AOP531h-06k XPPSRTR1 MC UMACKk 1*2G/250/6L2.6/5R/CB_bg_0.3D_AN_TR31
AOP531h-06k	EMEA	Turkey	LU.S9206.049	AOP531h-06k XPPSRTR1 MC UMACKk 1*2G/250/BT/6L2.6/5R/CB_bg_0.3D_AN_TR31
AOP531h-06k	EMEA	Turkey	LU.S9206.133	AOP531h-06k XPPSRTR1 MC UMACKk 1*2G/S64G_2.5/BT/6L2.6/5R/CB_bg_0.3D_AN_TR31
AOP531h-06k	EMEA	Turkey	LU.S9206.229	AOP531h-06k XPPSRTR1 MC UMACKk 1*1G/250/3L/5R/CB_bg_0.3D_AN_TR31
AOP531h-06k	EMEA	Hungary	LU.S9206.156	AOP531h-06k XPPSRHU1 MC UMACKk 1*2G/S64G_2.5/6L2.6/5R/CB_bg_0.3D_AN_HU11
AOP531h-06k	EMEA	Hungary	LU.S9206.018	AOP531h-06k XPPSRHU1 MC UMACKk 1*1G/250/BT/3L/5R/CB_bg_0.3D_AN_HU11
AOP531h-06k	EMEA	Hungary	LU.S9206.201	AOP531h-06k XPPSRHU1 MC UMACKk 1*2G/250/6L2.6/5R/CB_bg_0.3D_AN_HU11
AOP531h-06k	EMEA	Hungary	LU.S9206.064	AOP531h-06k XPPSRHU1 MC UMACKk 1*2G/250/BT/6L2.6/5R/CB_bg_0.3D_AN_HU11
AOP531h-06k	EMEA	Hungary	LU.S9206.116	AOP531h-06k XPPSRHU1 MC UMACKk 1*2G/S64G_2.5/BT/6L2.6/5R/CB_bg_0.3D_AN_HU11
AOP531h-06k	EMEA	Hungary	LU.S9206.245	AOP531h-06k XPPSRHU1 MC UMACKk 1*1G/250/3L/5R/CB_bg_0.3D_AN_HU11
AOP531h-06k	EMEA	Eastern Europe	LU.S9206.256	AOP531h-06k XPPSREU7 MC UMACKk 1*1G/250/3L/5R/CB_bg_0.3D_AN_ES61
AOP531h-06k	EMEA	Eastern Europe	LU.S9206.253	AOP531h-06k XPPSREU7 MC UMACKk 1*1G/250/3L/5R/CB_bg_0.3D_AN_SL11
AOP531h-06k	EMEA	Eastern Europe	LU.S9206.106	AOP531h-06k XPPSREU7 MC UMACKk 1*2G/S64G_2.5/BT/6L2.6/5R/CB_bg_0.3D_AN_ENQ1
AOP531h-06k	EMEA	Eastern Europe	LU.S9206.075	AOP531h-06k XPPSREU7 MC UMACKk 1*2G/250/BT/6L2.6/5R/CB_bg_0.3D_AN_ENQ1
AOP531h-06k	EMEA	Eastern Europe	LU.S9206.107	AOP531h-06k XPPSREU7 MC UMACKk 1*2G/S64G_2.5/BT/6L2.6/5R/CB_bg_0.3D_AN_ES61

Model	RO	Country	Acer Part No	Description
AOP531h-06k	EMEA	Eastern Europe	LU.S9206.110	AOP531h-06k XPPSREU7 MC UMACKk 1*2G/ S64G_2.5/BT/6L2.6/5R/ CB_bg_0.3D_AN_SL11
AOP531h-06k	EMEA	Eastern Europe	LU.S9206.074	AOP531h-06k XPPSREU7 MC UMACKk 1*2G/ 250/BT/6L2.6/5R/CB_bg_0.3D_AN_ES61
AOP531h-06k	EMEA	Eastern Europe	LU.S9206.212	AOP531h-06k XPPSREU7 MC UMACKk 1*2G/ 250/6L2.6/5R/CB_bg_0.3D_AN_ES61
AOP531h-06k	EMEA	Eastern Europe	LU.S9206.166	AOP531h-06k XPPSREU7 MC UMACKk 1*2G/ S64G_2.5/6L2.6/5R/CB_bg_0.3D_AN_ENQ1
AOP531h-06k	EMEA	Eastern Europe	LU.S9206.167	AOP531h-06k XPPSREU7 MC UMACKk 1*2G/ S64G_2.5/6L2.6/5R/CB_bg_0.3D_AN_ES61
AOP531h-06k	EMEA	Eastern Europe	LU.S9206.024	AOP531h-06k XPPSREU7 MC UMACKk 1*1G/ 250/BT/3L/5R/CB_bg_0.3D_AN_ES61
AOP531h-06k	EMEA	Eastern Europe	LU.S9206.030	AOP531h-06k XPPSREU7 MC UMACKk 1*1G/ 250/BT/3L/5R/CB_bg_0.3D_AN_ENQ1
AOP531h-06k	EMEA	Eastern Europe	LU.S9206.209	AOP531h-06k XPPSREU7 MC UMACKk 1*2G/ 250/6L2.6/5R/CB_bg_0.3D_AN_SL11
AOP531h-06k	EMEA	Eastern Europe	LU.S9206.211	AOP531h-06k XPPSREU7 MC UMACKk 1*2G/ 250/6L2.6/5R/CB_bg_0.3D_AN_ENQ1
AOP531h-06k	EMEA	Eastern Europe	LU.S9206.073	AOP531h-06k XPPSREU7 MC UMACKk 1*2G/ 250/BT/6L2.6/5R/CB_bg_0.3D_AN_SL11
AOP531h-06k	EMEA	Eastern Europe	LU.S9206.255	AOP531h-06k XPPSREU7 MC UMACKk 1*1G/ 250/3L/5R/CB_bg_0.3D_AN_ENQ1
AOP531h-06k	EMEA	Eastern Europe	LU.S9206.161	AOP531h-06k XPPSREU5 MC UMACKk 1*2G/ S64G_2.5/6L2.6/5R/CB_bg_0.3D_AN_PL11
AOP531h-06k	EMEA	Eastern Europe	LU.S9206.165	AOP531h-06k XPPSREU5 MC UMACKk 1*2G/ S64G_2.5/6L2.6/5R/CB_bg_0.3D_AN_RO11
AOP531h-06k	EMEA	Eastern Europe	LU.S9206.026	AOP531h-06k XPPSREU5 MC UMACKk 1*1G/ 250/BT/3L/5R/CB_bg_0.3D_AN_PL11
AOP531h-06k	EMEA	Eastern Europe	LU.S9206.029	AOP531h-06k XPPSREU5 MC UMACKk 1*1G/ 250/BT/3L/5R/CB_bg_0.3D_AN_RO11
AOP531h-06k	EMEA	Eastern Europe	LU.S9206.206	AOP531h-06k XPPSREU5 MC UMACKk 1*2G/ 250/6L2.6/5R/CB_bg_0.3D_AN_PL11
AOP531h-06k	EMEA	Eastern Europe	LU.S9206.210	AOP531h-06k XPPSREU5 MC UMACKk 1*2G/ 250/6L2.6/5R/CB_bg_0.3D_AN_RO11
AOP531h-06k	EMEA	Eastern Europe	LU.S9206.076	AOP531h-06k XPPSREU5 MC UMACKk 1*2G/ 250/BT/6L2.6/5R/CB_bg_0.3D_AN_RO11
AOP531h-06k	EMEA	Eastern Europe	LU.S9206.077	AOP531h-06k XPPSREU5 MC UMACKk 1*2G/ 250/BT/6L2.6/5R/CB_bg_0.3D_AN_PL11
AOP531h-06k	EMEA	Eastern Europe	LU.S9206.162	AOP531h-06k XPPSREU4 MC UMACKk 1*2G/ S64G_2.5/6L2.6/5R/CB_bg_0.3D_AN_FI11
AOP531h-06k	EMEA	Eastern Europe	LU.S9206.027	AOP531h-06k XPPSREU4 MC UMACKk 1*1G/ 250/BT/3L/5R/CB_bg_0.3D_AN_FI11
AOP531h-06k	EMEA	Eastern Europe	LU.S9206.105	AOP531h-06k XPPSREU5 MC UMACKk 1*2G/ S64G_2.5/BT/6L2.6/5R/ CB_bg_0.3D_AN_RO11
AOP531h-06k	EMEA	Eastern Europe	LU.S9206.108	AOP531h-06k XPPSREU5 MC UMACKk 1*2G/ S64G_2.5/BT/6L2.6/5R/ CB_bg_0.3D_AN_PL11
AOP531h-06k	EMEA	Eastern Europe	LU.S9206.250	AOP531h-06k XPPSREU5 MC UMACKk 1*1G/ 250/3L/5R/CB_bg_0.3D_AN_PL11
AOP531h-06k	EMEA	Eastern Europe	LU.S9206.254	AOP531h-06k XPPSREU5 MC UMACKk 1*1G/ 250/3L/5R/CB_bg_0.3D_AN_RO11
AOP531h-06k	EMEA	Eastern Europe	LU.S9206.252	AOP531h-06k XPPSREU3 MC UMACKk 1*1G/ 250/3L/5R/CB_bg_0.3D_AN_RU21

Model	RO	Country	Acer Part No	Description
AOP531h-06k	EMEA	Eastern Europe	LU.S9206.103	AOP531h-06k XPPSREU3 MC UMACKk 1*2G/S64G_2.5/BT/6L2.6/5R/CB_bg_0.3D_AN_RU21
AOP531h-06k	EMEA	Eastern Europe	LU.S9206.208	AOP531h-06k XPPSREU3 MC UMACKk 1*2G/250/6L2.6/5R/CB_bg_0.3D_AN_RU21
AOP531h-06k	EMEA	Eastern Europe	LU.S9206.163	AOP531h-06k XPPSREU3 MC UMACKk 1*2G/S64G_2.5/6L2.6/5R/CB_bg_0.3D_AN_RU21
AOP531h-06k	EMEA	Eastern Europe	LU.S9206.207	AOP531h-06k XPPSREU4 MC UMACKk 1*2G/250/6L2.6/5R/CB_bg_0.3D_AN_FI11
AOP531h-06k	EMEA	Eastern Europe	LU.S9206.078	AOP531h-06k XPPSREU4 MC UMACKk 1*2G/250/BT/6L2.6/5R/CB_bg_0.3D_AN_FI11
AOP531h-06k	EMEA	Eastern Europe	LU.S9206.104	AOP531h-06k XPPSREU4 MC UMACKk 1*2G/S64G_2.5/BT/6L2.6/5R/CB_bg_0.3D_AN_FI11
AOP531h-06k	EMEA	Eastern Europe	LU.S9206.251	AOP531h-06k XPPSREU4 MC UMACKk 1*1G/250/3L/5R/CB_bg_0.3D_AN_FI11
AOP531h-06k	EMEA	Eastern Europe	LU.S9206.025	AOP531h-06k XPPSREU3 MC UMACKk 1*1G/250/BT/3L/5R/CB_bg_0.3D_AN_RU21
AOP531h-06k	EMEA	Eastern Europe	LU.S9206.079	AOP531h-06k XPPSREU3 MC UMACKk 1*2G/250/BT/6L2.6/5R/CB_bg_0.3D_AN_RU21
AOP531h-0Zk	EMEA	Turkey	LU.S920Z.174	AOP531h-0Zk VB32SRTR1 MC UMACKk 1*1G/S64G_2.5/BT/6L2.6/5R/CB_bg_0.3D_AN_TR31
AOP531h-0Zk	EMEA	Turkey	LU.S920Z.247	AOP531h-0Zk VB32SRTR1 MC UMACKk 1*2G/S64G_2.5/BT/6L2.6/5R/CB_bg_0.3D_AN_TR31
AOP531h-1Zk	AAP	Thailand	LU.S920Z.134	AOP531h-1Zk VB32SRTH1 MC UMACKk 1*2G/250/BT/6L2.6/5R/CB_bg_0.3D_BAG_AN_TH21
AOP531h-0Zk	EMEA	Hungary	LU.S920Z.256	AOP531h-0Zk VB32SRHU1 MC UMACKk 1*2G/S64G_2.5/BT/6L2.6/5R/CB_bg_0.3D_AN_HU11
AOP531h-0Zk	EMEA	Hungary	LU.S920Z.153	AOP531h-0Zk VB32SRHU1 MC UMACKk 1*1G/S64G_2.5/BT/6L2.6/5R/CB_bg_0.3D_AN_HU11
AOP531h-0Zk	EMEA	Turkey	LU.S920Z.007	AOP531h-0Zk VB32SRTR1 MC UMACKk 1*2G/250/BT/6L2.6/5R/CB_bg_0.3D_AN_TR31
AOP531h-0Zk	EMEA	Turkey	LU.S920Z.052	AOP531h-0Zk VB32SRTR1 MC UMACKk 1*1G/250/BT/3L/5R/CB_bg_0.3D_AN_TR31
AOP531h-0Zk	EMEA	Hungary	LU.S920Z.152	AOP531h-0Zk VB32SRHU1 MC UMACKk 1*1G/S64G_2.5/BT/6L2.6/5R/CB_bg_0.3D_AN_HU12
AOP531h-0Zk	EMEA	Hungary	LU.S920Z.108	AOP531h-0Zk VB32SRHU1 MC UMACKk 1*1G/250/BT/3L/5R/CB_bg_0.3D_AN_HU12
AOP531h-1Zk	AAP	Thailand	LU.S920Z.132	AOP531h-1Zk VB32SRTH1 MC UMACKk 1*2G/250/6L2.6/5R/CB_bg_0.3D_BAG_AN_TH21
AOP531h-1Zk	AAP	Philippines	LU.S920Z.131	AOP531h-1Zk VB32SRPH1 MC UMACKk 1*2G/250/3L/5R/CB_bg_0.3D_BAG_AN_ES61
AOP531h-0Zk	EMEA	Hungary	LU.S920Z.079	AOP531h-0Zk VB32SRHU1 MC UMACKk 1*1G/250/BT/3L/5R/CB_bg_0.3D_AN_HU11
AOP531h-0Zk	EMEA	Eastern Europe	LU.S920Z.027	AOP531h-0Zk VB32SREU7 MC UMACKk 1*2G/250/BT/6L2.6/5R/CB_bg_0.3D_AN_SL11

Model	RO	Country	Acer Part No	Description
AOP531h-0Zk	EMEA	Eastern Europe	LU.S920Z.114	AOP531h-0Zk VB32SREU7 MC UMACKk 1*1G/250/BT/3L/5R/CB_bg_0.3D_AN_SL12
AOP531h-0Zk	EMEA	Hungary	LU.S920Z.014	AOP531h-0Zk VB32SRHU1 MC UMACKk 1*2G/250/BT/6L2.6/5R/CB_bg_0.3D_AN_HU11
AOP531h-0Zk	EMEA	Eastern Europe	LU.S920Z.166	AOP531h-0Zk VB32SREU7 MC UMACKk 1*1G/S64G_2.5/BT/6L2.6/5R/CB_bg_0.3D_AN_ES61
AOP531h-0Zk	EMEA	Eastern Europe	LU.S920Z.141	AOP531h-0Zk VB32SREU7 MC UMACKk 1*1G/S64G_2.5/BT/6L2.6/5R/CB_bg_0.3D_AN_SL11
AOP531h-0Zk	EMEA	Eastern Europe	LU.S920Z.170	AOP531h-0Zk VB32SREU7 MC UMACKk 1*1G/S64G_2.5/BT/6L2.6/5R/CB_bg_0.3D_AN_SL12
AOP531h-0Zk	EMEA	Eastern Europe	LU.S920Z.260	AOP531h-0Zk VB32SREU7 MC UMACKk 1*2G/S64G_2.5/BT/6L2.6/5R/CB_bg_0.3D_AN_SL11
AOP531h-0Zk	EMEA	Eastern Europe	LU.S920Z.113	AOP531h-0Zk VB32SREU7 MC UMACKk 1*1G/250/BT/3L/5R/CB_bg_0.3D_AN_ES62
AOP531h-0Zk	EMEA	Eastern Europe	LU.S920Z.067	AOP531h-0Zk VB32SREU7 MC UMACKk 1*1G/250/BT/3L/5R/CB_bg_0.3D_AN_SL11
AOP531h-0Zk	EMEA	Eastern Europe	LU.S920Z.043	AOP531h-0Zk VB32SREU7 MC UMACKk 1*2G/250/BT/6L2.6/5R/CB_bg_0.3D_AN_ENQ1
AOP531h-0Zk	EMEA	Eastern Europe	LU.S920Z.259	AOP531h-0Zk VB32SREU7 MC UMACKk 1*2G/S64G_2.5/BT/6L2.6/5R/CB_bg_0.3D_AN_ES61
AOP531h-0Zk	EMEA	Eastern Europe	LU.S920Z.167	AOP531h-0Zk VB32SREU5 MC UMACKk 1*1G/S64G_2.5/BT/6L2.6/5R/CB_bg_0.3D_AN_RO12
AOP531h-0Zk	EMEA	Eastern Europe	LU.S920Z.145	AOP531h-0Zk VB32SREU7 MC UMACKk 1*1G/S64G_2.5/BT/6L2.6/5R/CB_bg_0.3D_AN_ENQ2
AOP531h-0Zk	EMEA	Eastern Europe	LU.S920Z.243	AOP531h-0Zk VB32SREU7 MC UMACKk 1*2G/S64G_2.5/BT/6L2.6/5R/CB_bg_0.3D_AN_ENQ1
AOP531h-0Zk	EMEA	Eastern Europe	LU.S920Z.116	AOP531h-0Zk VB32SREU7 MC UMACKk 1*1G/250/BT/3L/5R/CB_bg_0.3D_AN_ENQ2
AOP531h-0Zk	EMEA	Eastern Europe	LU.S920Z.068	AOP531h-0Zk VB32SREU7 MC UMACKk 1*1G/250/BT/3L/5R/CB_bg_0.3D_AN_ES61
AOP531h-0Zk	EMEA	Eastern Europe	LU.S920Z.063	AOP531h-0Zk VB32SREU7 MC UMACKk 1*1G/250/BT/3L/5R/CB_bg_0.3D_AN_ENQ1
AOP531h-0Zk	EMEA	Eastern Europe	LU.S920Z.026	AOP531h-0Zk VB32SREU7 MC UMACKk 1*2G/250/BT/6L2.6/5R/CB_bg_0.3D_AN_ES61
AOP531h-0Zk	EMEA	Eastern Europe	LU.S920Z.030	AOP531h-0Zk VB32SREU5 MC UMACKk 1*2G/250/BT/6L2.6/5R/CB_bg_0.3D_AN_RO11
AOP531h-0Zk	EMEA	Eastern Europe	LU.S920Z.250	AOP531h-0Zk VB32SREU5 MC UMACKk 1*2G/S64G_2.5/BT/6L2.6/5R/CB_bg_0.3D_AN_PL11
AOP531h-0Zk	EMEA	Eastern Europe	LU.S920Z.169	AOP531h-0Zk VB32SREU4 MC UMACKk 1*1G/S64G_2.5/BT/6L2.6/5R/CB_bg_0.3D_AN_F112
AOP531h-0Zk	EMEA	Eastern Europe	LU.S920Z.139	AOP531h-0Zk VB32SREU5 MC UMACKk 1*1G/S64G_2.5/BT/6L2.6/5R/CB_bg_0.3D_AN_RO11

Model	RO	Country	Acer Part No	Description
AOP531h-0Zk	EMEA	Eastern Europe	LU.S920Z.140	AOP531h-0Zk VB32SREU5 MC UMACKk 1*1G/S64G_2.5/BT/6L2.6/5R/ CB_bg_0.3D_AN_PL11
AOP531h-0Zk	EMEA	Eastern Europe	LU.S920Z.244	AOP531h-0Zk VB32SREU5 MC UMACKk 1*2G/S64G_2.5/BT/6L2.6/5R/ CB_bg_0.3D_AN_RO11
AOP531h-0Zk	EMEA	Eastern Europe	LU.S920Z.104	AOP531h-0Zk VB32SREU5 MC UMACKk 1*1G/250/BT/3L/5R/CB_bg_0.3D_AN_RO12
AOP531h-0Zk	EMEA	Eastern Europe	LU.S920Z.029	AOP531h-0Zk VB32SREU5 MC UMACKk 1*2G/250/BT/6L2.6/5R/ CB_bg_0.3D_AN_PL11
AOP531h-0Zk	EMEA	Eastern Europe	LU.S920Z.065	AOP531h-0Zk VB32SREU5 MC UMACKk 1*1G/250/BT/3L/5R/CB_bg_0.3D_AN_PL11
AOP531h-0Zk	EMEA	Eastern Europe	LU.S920Z.064	AOP531h-0Zk VB32SREU5 MC UMACKk 1*1G/250/BT/3L/5R/CB_bg_0.3D_AN_RO11
AOP531h-0Zk	EMEA	Eastern Europe	LU.S920Z.009	AOP531h-0Zk VB32SREU3 MC UMACKk 1*2G/250/BT/6L2.6/5R/ CB_bg_0.3D_AN_RU21
AOP531h-0Zk	EMEA	Eastern Europe	LU.S920Z.142	AOP531h-0Zk VB32SREU4 MC UMACKk 1*1G/S64G_2.5/BT/6L2.6/5R/ CB_bg_0.3D_AN_F111
AOP531h-0Zk	EMEA	Eastern Europe	LU.S920Z.261	AOP531h-0Zk VB32SREU4 MC UMACKk 1*2G/S64G_2.5/BT/6L2.6/5R/ CB_bg_0.3D_AN_F111
AOP531h-0Zk	EMEA	Eastern Europe	LU.S920Z.115	AOP531h-0Zk VB32SREU4 MC UMACKk 1*1G/250/BT/3L/5R/CB_bg_0.3D_AN_F112
AOP531h-0Zk	EMEA	Eastern Europe	LU.S920Z.066	AOP531h-0Zk VB32SREU4 MC UMACKk 1*1G/250/BT/3L/5R/CB_bg_0.3D_AN_F111
AOP531h-0Zk	EMEA	Eastern Europe	LU.S920Z.028	AOP531h-0Zk VB32SREU4 MC UMACKk 1*2G/250/BT/6L2.6/5R/CB_bg_0.3D_AN_F111
AOP531h-0Zk	EMEA	Eastern Europe	LU.S920Z.146	AOP531h-0Zk VB32SREU3 MC UMACKk 1*1G/S64G_2.5/BT/6L2.6/5R/ CB_bg_0.3D_AN_RU21
AOP531h-0Zk	EMEA	Eastern Europe	LU.S920Z.258	AOP531h-0Zk VB32SREU3 MC UMACKk 1*2G/S64G_2.5/BT/6L2.6/5R/ CB_bg_0.3D_AN_RU21
AOP531h-0Zk	EMEA	Eastern Europe	LU.S920Z.069	AOP531h-0Zk VB32SREU3 MC UMACKk 1*1G/250/BT/3L/5R/CB_bg_0.3D_AN_RU21
AOP531h-0Bk	AAP	Vietnam	LU.S920B.050	AOP531h-0Bk AOXPHSRVN1 MC UMACKk 1*1G/160/BT/6L2.6/5R/ CB_bg_0.3D_BAG_AN_ES61
AOP531h-0Bk	EMEA	Turkey	LU.S920B.079	AOP531h-0Bk AOXPHSRTR1 MC UMACKk 1*1G/160/BT/3L/5R/CB_bg_0.3D_AN_TR31
AOP531h-0Bk	EMEA	Turkey	LU.S920B.033	AOP531h-0Bk AOXPHSRTR1 MC UMACKk 1*1G/160/BT/6L2.6/5R/ CB_bg_0.3D_AN_TR31
AOP531h-0Bk	AAP	Thailand	LU.S920B.051	AOP531h-0Bk AOXPHSRTH1 MC UMACKk 1*1G/160/BT/6L2.6/5R/ CB_bg_0.3D_BAG_AN_TH21
AOP531h-1Bk	AAP	Thailand	LU.S920B.125	AOP531h-1Bk AOXPHSRTH1 MC UMACKk 1*1G/160/6L2.6/5R/ CB_bg_0.3D_BAG_AN_TH21
AOP531h-0Bk	EMEA	Eastern Europe	LU.S920B.019	AOP531h-0Bk AOXPHSREU7 MC UMACKk 1*1G/160/BT/6L2.6/5R/ CB_bg_0.3D_AN_ENQ1



Model	RO	Country	Acer Part No	Description
AOP531h-0Bk	EMEA	Eastern Europe	LU.S920B.107	AOP531h-0Bk AOXPHSREU7 MC UMACKk 1*1G/160/BT/3L/5R/CB_bg_0.3D_AN_ENQ1
AOP531h-0Bk	EMEA	Hungary	LU.S920B.095	AOP531h-0Bk AOXPHSRHU1 MC UMACKk 1*1G/160/BT/3L/5R/CB_bg_0.3D_AN_HU11
AOP531h-0Bk	EMEA	Hungary	LU.S920B.007	AOP531h-0Bk AOXPHSRHU1 MC UMACKk 1*1G/160/BT/6L2.6/5R/CB_bg_0.3D_AN_HU11
AOP531h-1Bk	AAP	Philippines	LU.S920B.129	AOP531h-1Bk AOXPHSRPH1 MC UMACKk 1*1G/160/BT/6L2.6/5R/CB_bg_0.3D_BAG_AN_ES61
AOP531h-0Bk	AAP	Malaysia	LU.S920B.052	AOP531h-0Bk AOXPHSRMY1 MC UMACKk 1*1G/160/BT/6L2.6/5R/CB_bg_0.3D_BAG_AN_ES61
AOP531h-0Bk	AAP	Philippines	LU.S920B.053	AOP531h-0Bk AOXPHSRPH1 MC UMACKk 1*1G/160/BT/6L2.6/5R/CB_bg_0.3D_BAG_AN_ES61
AOP531h-0Bk	AAP	Indonesia	LU.S920B.057	AOP531h-0Bk AOXPHSRID1 MC UMACKk 1*1G/160/BT/6L2.6/5R/CB_bg_0.3D_BAG_AN_ID21
AOP531h-0Bk	AAP	Indonesia	LU.S920B.056	AOP531h-0Bk AOXPHSRID1 MC UMACKk 1*1G/160/BT/6L2.6/5R/CB_bg_0.3D_BAG_AN_ES61
AOP531h-0Bk	EMEA	Eastern Europe	LU.S920B.020	AOP531h-0Bk AOXPHSREU5 MC UMACKk 1*1G/160/BT/6L2.6/5R/CB_bg_0.3D_AN_RO11
AOP531h-0Bk	EMEA	Eastern Europe	LU.S920B.018	AOP531h-0Bk AOXPHSREU5 MC UMACKk 1*1G/160/BT/6L2.6/5R/CB_bg_0.3D_AN_PL11
AOP531h-0Bk	EMEA	Eastern Europe	LU.S920B.102	AOP531h-0Bk AOXPHSREU7 MC UMACKk 1*1G/160/BT/3L/5R/CB_bg_0.3D_AN_SL11
AOP531h-0Bk	EMEA	Eastern Europe	LU.S920B.103	AOP531h-0Bk AOXPHSREU7 MC UMACKk 1*1G/160/BT/3L/5R/CB_bg_0.3D_AN_ES61
AOP531h-0Bk	EMEA	Eastern Europe	LU.S920B.101	AOP531h-0Bk AOXPHSREU4 MC UMACKk 1*1G/160/BT/3L/5R/CB_bg_0.3D_AN_FI11
AOP531h-0Bk	EMEA	Eastern Europe	LU.S920B.021	AOP531h-0Bk AOXPHSREU4 MC UMACKk 1*1G/160/BT/6L2.6/5R/CB_bg_0.3D_AN_FI11
AOP531h-0Bk	EMEA	Eastern Europe	LU.S920B.104	AOP531h-0Bk AOXPHSREU3 MC UMACKk 1*1G/160/BT/3L/5R/CB_bg_0.3D_AN_RU21
AOP531h-0Bk	EMEA	Eastern Europe	LU.S920B.017	AOP531h-0Bk AOXPHSREU3 MC UMACKk 1*1G/160/BT/6L2.6/5R/CB_bg_0.3D_AN_RU21
AOP531h-1Bk	AAP	Philippines	LU.S920B.122	AOP531h-1Bk AOXPHSRPH1 MC UMACKk 1*1G/160/3L/5R/CB_bg_0.3D_BAG_AN_ES61
AOP531h-0Bk	AAP	Indonesia	LU.S920B.123	AOP531h-0Bk AOXPHSRID1 MC UMACKk 1*1G/160/3L/5R/CB_bg_0.3D_BAG_AN_ES61
AOP531h-0Bk	EMEA	Eastern Europe	LU.S920B.105	AOP531h-0Bk AOXPHSREU5 MC UMACKk 1*1G/160/BT/3L/5R/CB_bg_0.3D_AN_PL11
AOP531h-0Bk	EMEA	Eastern Europe	LU.S920B.106	AOP531h-0Bk AOXPHSREU5 MC UMACKk 1*1G/160/BT/3L/5R/CB_bg_0.3D_AN_RO11
AOP531h-0Bk	EMEA	Eastern Europe	LU.S920B.022	AOP531h-0Bk AOXPHSREU7 MC UMACKk 1*1G/160/BT/6L2.6/5R/CB_bg_0.3D_AN_SL11
AOP531h-0Bk	EMEA	Eastern Europe	LU.S920B.016	AOP531h-0Bk AOXPHSREU7 MC UMACKk 1*1G/160/BT/6L2.6/5R/CB_bg_0.3D_AN_ES61



Model	RO	Country	Acer Part No	Description
AOP531h-0Bk	PA	ACLA-Spanish	LU.S920B.062	AOP531h-0Bk AOXPHSREA1 MC UMACKk 1*1G/160/3L/5R/CB_bg_0.3D_AN_ES52
AOP531h-1Bk	AAP	Thailand	LU.S920B.126	AOP531h-1Bk AOXPHSRTH1 MC UMACKk 1*1G/160/BT/6L2.6/5R/CB_bg_0.3D_BAG_AN_TH21
AOP531h-06k	EMEA	South Africa	LU.S9206.272	AOP531h-06k EM XPPSRZA2 MC UMACKk 1*2G/160/BT/3L/5R/CB_bg_0.3D_AN_ES61
AOP531h-06k	EMEA	South Africa	LU.S9206.137	AOP531h-06k EM XPPSRZA2 MC UMACKk 1*1G/160/BT/3L/5R/CB_bg_0.3D_AN_ES61
AOP531h-06k	EMEA	Italy	LU.S9206.062	AOP531h-06k XPPSRIT1 MC UMACKk 1*2G/250/BT/6L2.6/5R/CB_bg_0.3D_AN_IT11
AOP531h-0Bk	EMEA	Belgium	LU.S920B.038	AOP531h-0Bk AOXPHSRBE1 MC UMACKk 1*1G/160/BT/6L2.6/5R/CB_bg_0.3D_AN_NL11
AOP531h-0Bk	EMEA	Poland	LU.S920B.031	AOP531h-0Bk AOXPHSRPL1 MC UMACKk 1*1G/160/BT/6L2.6/5R/CB_bg_0.3D_AN_PL11
AOP531h-0Bk	EMEA	Holland	LU.S920B.037	AOP531h-0Bk AOXPHSRNL1 MC UMACKk 1*1G/160/BT/6L2.6/5R/CB_bg_0.3D_AN_NL11
AOP531h-06k	EMEA	Holland	LU.S9206.052	AOP531h-06k XPPSRNL1 MC UMACKk 1*2G/250/BT/6L2.6/5R/CB_bg_0.3D_AN_NL11
AOP531h-06k	EMEA	France	LU.S9206.066	AOP531h-06k XPPSRFR1 MC UMACKk 1*2G/250/BT/6L2.6/5R/CB_bg_0.3D_AN_FR21
AOP531h-0Bk	EMEA	France	LU.S920B.040	AOP531h-0Bk AOXPHSRFR1 MC UMACKk 1*1G/160/BT/6L2.6/5R/CB_bg_0.3D_AN_FR21
AOP531h-06k	EMEA	France	LU.S9206.037	AOP531h-06k XPPSRFR1 MC UMACKk 1*1G/250/BT/3L/5R/CB_bg_0.3D_AN_FR21
AOP531h-06k	EMEA	Switzerland	LU.S9206.086	AOP531h-06k XPPSRCH1 MC UMACKk 1*2G/250/BT/6L2.6/5R/CB_bg_0.3D_AN_IT41
AOP531h-06k	EMEA	South Africa	LU.S9206.270	AOP531h-06k EM XPPSRZA1 MC UMACKk 1*1G/250/3L/5R/CB_bg_0.3D_AN_ES81
AOP531h-06k	EMEA	Luxembourg	LU.S9206.262	AOP531h-06k XPPSRU3 MC UMACKk 1*1G/250/3L/5R/CB_bg_0.3D_AN_IT41
AOP531h-06k	EMEA	Norway	LU.S9206.261	AOP531h-06k XPPSRNO1 MC UMACKk 1*1G/250/3L/5R/CB_bg_0.3D_AN_NO11
AOP531h-06k	EMEA	Finland	LU.S9206.246	AOP531h-06k XPPSRFI2 MC UMACKk 1*1G/250/3L/5R/CB_bg_0.3D_AN_FI11
AOP531h-06k	EMEA	Finland	LU.S9206.247	AOP531h-06k XPPSRFI2 MC UMACKk 1*1G/250/3L/5R/CB_bg_0.3D_AN_SV41
AOP531h-06k	EMEA	Finland	LU.S9206.248	AOP531h-06k XPPSRFI2 MC UMACKk 1*1G/250/3L/5R/CB_bg_0.3D_AN_FI41
AOP531h-06k	EMEA	Finland	LU.S9206.249	AOP531h-06k XPPSRFI2 MC UMACKk 1*1G/250/3L/5R/CB_bg_0.3D_AN_FI31
AOP531h-06k	EMEA	Sweden	LU.S9206.258	AOP531h-06k XPPSRSE1 MC UMACKk 1*1G/250/3L/5R/CB_bg_0.3D_AN_FI11
AOP531h-06k	EMEA	Russia	LU.S9206.260	AOP531h-06k XPPSRRU1 MC UMACKk 1*1G/250/3L/5R/CB_bg_0.3D_AN_RU11
AOP531h-06k	EMEA	Czech	LU.S9206.257	AOP531h-06k EM XPPSRCZ2 MC UMACKk 1*1G/250/3L/5R/CB_bg_0.3D_AN_SK11
AOP531h-06k	EMEA	Austria	LU.S9206.259	AOP531h-06k XPPSRAT1 MC UMACKk 1*1G/250/3L/5R/CB_bg_0.3D_AN_DE61
AOP531h-06k	EMEA	South Africa	LU.S9206.269	AOP531h-06k EM XPPSRZA2 MC UMACKk 1*1G/250/3L/5R/CB_bg_0.3D_AN_ES61

Model	RO	Country	Acer Part No	Description
AOP531h-06k	EMEA	Holland	LU.S9206.263	AOP531h-06k XPPSRNL1 MC UMACkk 1*1G/250/3L/5R/CB_bg_0.3D_AN_NL11
AOP531h-06k	EMEA	Denmark	LU.S9206.267	AOP531h-06k XPPSRDK2 MC UMACkk 1*1G/250/3L/5R/CB_bg_0.3D_AN_ENS1
AOP531h-06k	EMEA	Denmark	LU.S9206.268	AOP531h-06k XPPSRDK1 MC UMACkk 1*1G/250/3L/5R/CB_bg_0.3D_AN_NO11
AOP531h-06k	EMEA	France	LU.S9206.266	AOP531h-06k XPPSRFR1 MC UMACkk 1*1G/250/3L/5R/CB_bg_0.3D_AN_FR21
AOP531h-06k	EMEA	Middle East	LU.S9206.239	AOP531h-06k EM XPPSRME2 MC UMACkk 1*1G/250/3L/5R/CB_bg_0.3D_AN_AR21
AOP531h-06k	EMEA	Middle East	LU.S9206.235	AOP531h-06k EM XPPSRME2 MC UMACkk 1*1G/250/3L/5R/CB_bg_0.3D_AN_ES61
AOP531h-06k	EMEA	Ukraine	LU.S9206.228	AOP531h-06k XPPSRUK1 MC UMACkk 1*1G/250/3L/5R/CB_bg_0.3D_AN_RU61
AOP531h-06k	EMEA	Middle East	LU.S9206.236	AOP531h-06k EM XPPSRME4 MC UMACkk 1*1G/250/3L/5R/CB_bg_0.3D_AN_ES61
AOP531h-06k	EMEA	Greece	LU.S9206.242	AOP531h-06k XPPSRGR1 MC UMACkk 1*1G/250/3L/5R/CB_bg_0.3D_AN_EL31
AOP531h-06k	EMEA	Czech	LU.S9206.213	AOP531h-06k EM XPPSRCZ2 MC UMACkk 1*2G/250/6L2.6/5R/CB_bg_0.3D_AN_SK11
AOP531h-06k	EMEA	Luxembourg	LU.S9206.218	AOP531h-06k XPPSRLU3 MC UMACkk 1*2G/250/6L2.6/5R/CB_bg_0.3D_AN_IT41
AOP531h-06k	EMEA	Switzerland	LU.S9206.230	AOP531h-06k XPPSRCH1 MC UMACkk 1*1G/250/3L/5R/CB_bg_0.3D_AN_IT41
AOP531h-06k	EMEA	Switzerland	LU.S9206.231	AOP531h-06k XPPSRCH1 MC UMACkk 1*1G/250/3L/5R/CB_bg_0.3D_AN_IT81
AOP531h-06k	EMEA	Austria	LU.S9206.215	AOP531h-06k XPPSRAT1 MC UMACkk 1*2G/250/6L2.6/5R/CB_bg_0.3D_AN_DE61
AOP531h-06k	EMEA	Poland	LU.S9206.232	AOP531h-06k XPPSRPL1 MC UMACkk 1*1G/250/3L/5R/CB_bg_0.3D_AN_PL11
AOP531h-06k	EMEA	Norway	LU.S9206.217	AOP531h-06k XPPSRNO1 MC UMACkk 1*2G/250/6L2.6/5R/CB_bg_0.3D_AN_NO11
AOP531h-06k	EMEA	Sweden	LU.S9206.214	AOP531h-06k XPPSRSE1 MC UMACkk 1*2G/250/6L2.6/5R/CB_bg_0.3D_AN_FI11
AOP531h-06k	EMEA	Israel	LU.S9206.241	AOP531h-06k XPPSRIL1 MC UMACkk 1*1G/250/3L/5R/CB_bg_0.3D_AN_HE11
AOP531h-06k	EMEA	Portugal	LU.S9206.244	AOP531h-06k XPPSRPT1 MC UMACkk 1*1G/250/3L/5R/CB_bg_0.3D_AN_PT11
AOP531h-06k	EMEA	UK	LU.S9206.227	AOP531h-06k XPPSRGB1 MC UMACkk 1*1G/250/3L/5R/CB_bg_0.3D_AN_EN11
AOP531h-06k	EMEA	Russia	LU.S9206.216	AOP531h-06k XPPSRRU1 MC UMACkk 1*2G/250/6L2.6/5R/CB_bg_0.3D_AN_RU11
AOP531h-06k	EMEA	Middle East	LU.S9206.238	AOP531h-06k EM XPPSRME6 MC UMACkk 1*1G/250/3L/5R/CB_bg_0.3D_AN_ES61
AOP531h-06k	EMEA	Denmark	LU.S9206.223	AOP531h-06k XPPSRDK2 MC UMACkk 1*2G/250/6L2.6/5R/CB_bg_0.3D_AN_ENS1
AOP531h-06k	EMEA	Denmark	LU.S9206.224	AOP531h-06k XPPSRDK1 MC UMACkk 1*2G/250/6L2.6/5R/CB_bg_0.3D_AN_NO11
AOP531h-06k	EMEA	France	LU.S9206.222	AOP531h-06k XPPSRFR1 MC UMACkk 1*2G/250/6L2.6/5R/CB_bg_0.3D_AN_FR21
AOP531h-06k	EMEA	South Africa	LU.S9206.226	AOP531h-06k EM XPPSRZA1 MC UMACkk 1*2G/250/6L2.6/5R/CB_bg_0.3D_AN_ES81
AOP531h-06k	EMEA	Middle East	LU.S9206.234	AOP531h-06k EM XPPSRME3 MC UMACkk 1*1G/250/3L/5R/CB_bg_0.3D_AN_ES81

Model	RO	Country	Acer Part No	Description
AOP531h-06k	EMEA	Italy	LU.S9206.240	AOP531h-06k XPPSRIT1 MC UMACKk 1*1G/250/3L/5R/CB_bg_0.3D_AN_IT11
AOP531h-06k	EMEA	Middle East	LU.S9206.233	AOP531h-06k EM XPPSRME9 MC UMACKk 1*1G/250/3L/5R/CB_bg_0.3D_AN_ES81
AOP531h-06k	EMEA	Holland	LU.S9206.219	AOP531h-06k XPPSRNL1 MC UMACKk 1*2G/250/6L2.6/5R/CB_bg_0.3D_AN_NL11
AOP531h-06k	EMEA	South Africa	LU.S9206.225	AOP531h-06k EM XPPSRZA2 MC UMACKk 1*2G/250/6L2.6/5R/CB_bg_0.3D_AN_ES61
AOP531h-06k	EMEA	Spain	LU.S9206.243	AOP531h-06k XPPSRES1 MC UMACKk 1*1G/250/3L/5R/CB_bg_0.3D_AN_ES51
AOP531h-06k	EMEA	Middle East	LU.S9206.237	AOP531h-06k EM XPPSRME2 MC UMACKk 1*1G/250/3L/5R/CB_bg_0.3D_AN_AR11
AOP531h-06k	EMEA	Middle East	LU.S9206.194	AOP531h-06k EM XPPSRME2 MC UMACKk 1*2G/250/6L2.6/5R/CB_bg_0.3D_AN_AR21
AOP531h-06k	EMEA	Portugal	LU.S9206.199	AOP531h-06k XPPSRPT1 MC UMACKk 1*2G/250/6L2.6/5R/CB_bg_0.3D_AN_PT11
AOP531h-06k	EMEA	Finland	LU.S9206.205	AOP531h-06k XPPSRFI2 MC UMACKk 1*2G/250/6L2.6/5R/CB_bg_0.3D_AN_FI31
AOP531h-06k	EMEA	Finland	LU.S9206.203	AOP531h-06k XPPSRFI2 MC UMACKk 1*2G/250/6L2.6/5R/CB_bg_0.3D_AN_SV41
AOP531h-06k	EMEA	Finland	LU.S9206.202	AOP531h-06k XPPSRFI2 MC UMACKk 1*2G/250/6L2.6/5R/CB_bg_0.3D_AN_FI11
AOP531h-06k	EMEA	Finland	LU.S9206.204	AOP531h-06k XPPSRFI2 MC UMACKk 1*2G/250/6L2.6/5R/CB_bg_0.3D_AN_FI41
AOP531h-06k	EMEA	Israel	LU.S9206.196	AOP531h-06k XPPSRIL1 MC UMACKk 1*2G/250/6L2.6/5R/CB_bg_0.3D_AN_HE11
AOP531h-06k	EMEA	Greece	LU.S9206.197	AOP531h-06k XPPSRGR1 MC UMACKk 1*2G/250/6L2.6/5R/CB_bg_0.3D_AN_EL31
AOP531h-06k	EMEA	Spain	LU.S9206.198	AOP531h-06k XPPSRES1 MC UMACKk 1*2G/250/6L2.6/5R/CB_bg_0.3D_AN_ES51
AOP531h-06k	EMEA	Italy	LU.S9206.195	AOP531h-06k XPPSRIT1 MC UMACKk 1*2G/250/6L2.6/5R/CB_bg_0.3D_AN_IT11
AOP531h-06k	EMEA	Middle East	LU.S9206.192	AOP531h-06k EM XPPSRME2 MC UMACKk 1*2G/250/6L2.6/5R/CB_bg_0.3D_AN_AR11
AOP531h-06k	EMEA	Middle East	LU.S9206.190	AOP531h-06k EM XPPSRME2 MC UMACKk 1*2G/250/6L2.6/5R/CB_bg_0.3D_AN_ES61
AOP531h-06k	EMEA	Middle East	LU.S9206.188	AOP531h-06k EM XPPSRME9 MC UMACKk 1*2G/250/6L2.6/5R/CB_bg_0.3D_AN_ES81
AOP531h-06k	EMEA	Middle East	LU.S9206.191	AOP531h-06k EM XPPSRME4 MC UMACKk 1*2G/250/6L2.6/5R/CB_bg_0.3D_AN_ES61
AOP531h-06k	EMEA	Middle East	LU.S9206.193	AOP531h-06k EM XPPSRME6 MC UMACKk 1*2G/250/6L2.6/5R/CB_bg_0.3D_AN_ES61
AOP531h-06k	EMEA	Middle East	LU.S9206.189	AOP531h-06k EM XPPSRME3 MC UMACKk 1*2G/250/6L2.6/5R/CB_bg_0.3D_AN_ES81
AOP531h-06k	EMEA	Middle East	LU.S9206.150	AOP531h-06k EM XPPSRME2 MC UMACKk 1*2G/S64G_2.5/6L2.6/5R/CB_bg_0.3D_AN_AR21
AOP531h-06k	EMEA	Middle East	LU.S9206.146	AOP531h-06k EM XPPSRME2 MC UMACKk 1*2G/S64G_2.5/6L2.6/5R/CB_bg_0.3D_AN_ES61
AOP531h-06k	EMEA	Spain	LU.S9206.154	AOP531h-06k XPPSRES1 MC UMACKk 1*2G/S64G_2.5/6L2.6/5R/CB_bg_0.3D_AN_ES51
AOP531h-06k	EMEA	Middle East	LU.S9206.144	AOP531h-06k EM XPPSRME9 MC UMACKk 1*2G/S64G_2.5/6L2.6/5R/CB_bg_0.3D_AN_ES81

Model	RO	Country	Acer Part No	Description
AOP531h-06k	EMEA	France	LU.S9206.177	AOP531h-06k XPPSRFR1 MC UMACKk 1*2G/ S64G_2.5/6L2.6/5R/CB_bg_0.3D_AN_FR21
AOP531h-06k	EMEA	Middle East	LU.S9206.145	AOP531h-06k EM XPPSRME3 MC UMACKk 1*2G/S64G_2.5/6L2.6/5R/ CB_bg_0.3D_AN_ES81
AOP531h-06k	EMEA	Denmark	LU.S9206.179	AOP531h-06k XPPSRDK1 MC UMACKk 1*2G/ S64G_2.5/6L2.6/5R/CB_bg_0.3D_AN_NO11
AOP531h-06k	EMEA	Poland	LU.S9206.143	AOP531h-06k XPPSRPL1 MC UMACKk 1*2G/ S64G_2.5/6L2.6/5R/CB_bg_0.3D_AN_PL11
AOP531h-06k	EMEA	Middle East	LU.S9206.149	AOP531h-06k EM XPPSRME6 MC UMACKk 1*2G/S64G_2.5/6L2.6/5R/ CB_bg_0.3D_AN_ES61
AOP531h-06k	EMEA	Holland	LU.S9206.174	AOP531h-06k XPPSRNL1 MC UMACKk 1*2G/ S64G_2.5/6L2.6/5R/CB_bg_0.3D_AN_NL11
AOP531h-06k	EMEA	South Africa	LU.S9206.180	AOP531h-06k EM XPPSRZA2 MC UMACKk 1*2G/S64G_2.5/6L2.6/5R/ CB_bg_0.3D_AN_ES61
AOP531h-06k	EMEA	Poland	LU.S9206.187	AOP531h-06k XPPSRPL1 MC UMACKk 1*2G/ 250/6L2.6/5R/CB_bg_0.3D_AN_PL11
AOP531h-06k	EMEA	Denmark	LU.S9206.178	AOP531h-06k XPPSRDK2 MC UMACKk 1*2G/ S64G_2.5/6L2.6/5R/CB_bg_0.3D_AN_ENS1
AOP531h-06k	EMEA	South Africa	LU.S9206.181	AOP531h-06k EM XPPSRZA1 MC UMACKk 1*2G/S64G_2.5/6L2.6/5R/ CB_bg_0.3D_AN_ES81
AOP531h-06k	EMEA	Italy	LU.S9206.151	AOP531h-06k XPPSRIT1 MC UMACKk 1*2G/ S64G_2.5/6L2.6/5R/CB_bg_0.3D_AN_IT11
AOP531h-06k	EMEA	Norway	LU.S9206.172	AOP531h-06k XPPSRNO1 MC UMACKk 1*2G/ S64G_2.5/6L2.6/5R/CB_bg_0.3D_AN_NO11
AOP531h-06k	EMEA	Finland	LU.S9206.157	AOP531h-06k XPPSRFI2 MC UMACKk 1*2G/ S64G_2.5/6L2.6/5R/CB_bg_0.3D_AN_FI11
AOP531h-06k	EMEA	Finland	LU.S9206.158	AOP531h-06k XPPSRFI2 MC UMACKk 1*2G/ S64G_2.5/6L2.6/5R/CB_bg_0.3D_AN_SV41
AOP531h-06k	EMEA	Finland	LU.S9206.159	AOP531h-06k XPPSRFI2 MC UMACKk 1*2G/ S64G_2.5/6L2.6/5R/CB_bg_0.3D_AN_FI41
AOP531h-06k	EMEA	Finland	LU.S9206.160	AOP531h-06k XPPSRFI2 MC UMACKk 1*2G/ S64G_2.5/6L2.6/5R/CB_bg_0.3D_AN_FI31
AOP531h-06k	EMEA	Sweden	LU.S9206.169	AOP531h-06k XPPSRSE1 MC UMACKk 1*2G/ S64G_2.5/6L2.6/5R/CB_bg_0.3D_AN_FI11
AOP531h-06k	EMEA	Israel	LU.S9206.152	AOP531h-06k XPPSRIL1 MC UMACKk 1*2G/ S64G_2.5/6L2.6/5R/CB_bg_0.3D_AN_HE11
AOP531h-06k	EMEA	Portugal	LU.S9206.155	AOP531h-06k XPPSRPT1 MC UMACKk 1*2G/ S64G_2.5/6L2.6/5R/CB_bg_0.3D_AN_PT11
AOP531h-06k	EMEA	UK	LU.S9206.182	AOP531h-06k XPPSRGB1 MC UMACKk 1*2G/ 250/6L2.6/5R/CB_bg_0.3D_AN_EN11
AOP531h-06k	EMEA	Ukraine	LU.S9206.139	AOP531h-06k XPPSRUK1 MC UMACKk 1*2G/ S64G_2.5/6L2.6/5R/CB_bg_0.3D_AN_RU61
AOP531h-06k	EMEA	Middle East	LU.S9206.147	AOP531h-06k EM XPPSRME4 MC UMACKk 1*2G/S64G_2.5/6L2.6/5R/ CB_bg_0.3D_AN_ES61
AOP531h-06k	EMEA	Russia	LU.S9206.171	AOP531h-06k XPPSRRU1 MC UMACKk 1*2G/ S64G_2.5/6L2.6/5R/CB_bg_0.3D_AN_RU11
AOP531h-06k	EMEA	Ukraine	LU.S9206.183	AOP531h-06k XPPSRUK1 MC UMACKk 1*2G/ 250/6L2.6/5R/CB_bg_0.3D_AN_RU61
AOP531h-06k	EMEA	Greece	LU.S9206.153	AOP531h-06k XPPSRGR1 MC UMACKk 1*2G/ S64G_2.5/6L2.6/5R/CB_bg_0.3D_AN_EL31

Model	RO	Country	Acer Part No	Description
AOP531h-06k	EMEA	Czech	LU.S9206.168	AOP531h-06k EM XPPSRCZ2 MC UMACKk 1*2G/S64G_2.5/6L2.6/5R/ CB_bg_0.3D_AN_SK11
AOP531h-06k	EMEA	Switzerland	LU.S9206.141	AOP531h-06k XPPSRCH1 MC UMACKk 1*2G/ S64G_2.5/6L2.6/5R/CB_bg_0.3D_AN_IT41
AOP531h-06k	EMEA	Switzerland	LU.S9206.142	AOP531h-06k XPPSRCH1 MC UMACKk 1*2G/ S64G_2.5/6L2.6/5R/CB_bg_0.3D_AN_IT81
AOP531h-06k	EMEA	Luxembourg	LU.S9206.173	AOP531h-06k XPPSRLU3 MC UMACKk 1*2G/ S64G_2.5/6L2.6/5R/CB_bg_0.3D_AN_IT41
AOP531h-06k	EMEA	Switzerland	LU.S9206.185	AOP531h-06k XPPSRCH1 MC UMACKk 1*2G/ 250/6L2.6/5R/CB_bg_0.3D_AN_IT41
AOP531h-06k	EMEA	Switzerland	LU.S9206.186	AOP531h-06k XPPSRCH1 MC UMACKk 1*2G/ 250/6L2.6/5R/CB_bg_0.3D_AN_IT81
AOP531h-06k	EMEA	Austria	LU.S9206.170	AOP531h-06k XPPSRAT1 MC UMACKk 1*2G/ S64G_2.5/6L2.6/5R/CB_bg_0.3D_AN_DE61
AOP531h-06k	EMEA	Middle East	LU.S9206.148	AOP531h-06k EM XPPSRME2 MC UMACKk 1*2G/S64G_2.5/6L2.6/5R/ CB_bg_0.3D_AN_AR11
AOP531h-06k	EMEA	UK	LU.S9206.138	AOP531h-06k XPPSRGB1 MC UMACKk 1*2G/ S64G_2.5/6L2.6/5R/CB_bg_0.3D_AN_EN11
AOP531h-1Bk	CHINA	Hong Kong	LU.S920B.046	AOP531h-1Bk AOXPBSRHK2 MC UMACKk 1*1G/160/BT/3L/5R/ CB_bg_0.3D_BAG_AN_ZH31
AOP531h-0Zk	EMEA	France	LU.S920Z.034	AOP531h-0Zk VB32SRFR1 MC UMACKk 1*2G/250/BT/6L2.6/5R/ CB_bg_0.3D_AN_FR21
AOP531h-0Zk	AAP	Australia/ New Zealand	LU.S920Z.137	AOP531h-0Zk VB32SRAU1 MC UMACKk 1*2G/160/BT/3L/5R/ CB_bg_0.3D_BAG_AN_ES61
AOP531h-0Zk	AAP	Australia/ New Zealand	LU.S920Z.133	AOP531h-0Zk VB32SRAU1 MC UMACKk 1*2G/160/BT/6L2.6/5R/ CB_bg_0.3D_BAG_AN_ES61
AOP531h-1Bk	WW	WW	S2.S920B.002	AOP531h-1Bk AOXPSTWW1 MC UMACKk / 160/BT/6L/5R/CB_bg_0.3D_AN_EN11
AOP531h-0Bk	EMEA	Denmark	LU.S920B.041	AOP531h-0Bk AOXPBSRDK1 MC UMACKk 1*1G/160/BT/6L2.6/5R/ CB_bg_0.3D_AN_NO11
AOP531h-0Bk	EMEA	Sweden	LU.S920B.015	AOP531h-0Bk AOXPBSRSE1 MC UMACKk 1*1G/160/BT/6L2.6/5R/CB_bg_0.3D_AN_FI11
AOP531h-1Bk	TWN	GCTWN	LU.S920B.049	AOP531h-1Bk AOXPBSRTW1 MC UMACKk 1*1G/160/BT/3L/5R/ CB_bg_0.3D_BAG_AN_TC11
AOP531h-06k	EMEA	Sweden	LU.S9206.046	AOP531h-06k XPPSRSE1 MC UMACKk 1*2G/ 250/BT/6L2.6/5R/CB_bg_0.3D_AN_FI11
AOP531h-0Bk	EMEA	Middle East	LU.S920B.030	AOP531h-0Bk EM AOXPBSRME9 MC UMACKk 1*1G/160/BT/6L2.6/5R/ CB_bg_0.3D_AN_ES81
AOP531h-0Bk	EMEA	Middle East	LU.S920B.085	AOP531h-0Bk EM AOXPBSRME9 MC UMACKk 1*1G/160/BT/3L/5R/ CB_bg_0.3D_AN_ES81
AOP531h-0Bk	EMEA	Middle East	LU.S920B.025	AOP531h-0Bk EM AOXPBSRME2 MC UMACKk 1*1G/160/BT/6L2.6/5R/ CB_bg_0.3D_AN_AR21
AOP531h-0Bk	EMEA	Middle East	LU.S920B.086	AOP531h-0Bk EM AOXPBSRME2 MC UMACKk 1*1G/160/BT/3L/5R/ CB_bg_0.3D_AN_AR21

Model	RO	Country	Acer Part No	Description
AOP531h-0Bk	EMEA	Holland	LU.S920B.114	AOP531h-0Bk AOXPHSRNL1 MC UMACKk 1*1G/160/BT/3L/5R/CB_bg_0.3D_AN_NL11
AOP531h-0Bk	AAP	Singapore	LU.S920B.055	AOP531h-0Bk AOXPHSRSG1 MC UMACKk 1*1G/160/BT/6L2.6/5R/CB_bg_0.3D_BAG_AN_ES61
AOP531h-0Bk	PA	Mexico	LU.S920B.058	AOP531h-0Bk EM AOXPHSRMX2 MC UMACKk 1*1G/160/3L/5R/CB_bg_0.3D_AN_ES53
AOP531h-0Bk	PA	Canada	LU.S920B.075	AOP531h-0Bk AOXPHSRCA2 MC UMACKk 1*1G/160/3L/5R/CB_bg_0.3D_AN_FR84
AOP531h-06k	PA	USA	LU.S9206.089	AOP531h-06k XPPSUS1 MC UMACKk 1*2G/160/BT/6L/5R/CB_bg_0.3D_AN_FRB2
AOP531h-0Bk	PA	Canada	LU.S920B.073	AOP531h-0Bk AOXPHSRCA2 MC UMACKk 1*1G/160/3L/5R/CB_bg_0.3D_AN_FR82
AOP531h-0Zk	PA	Canada	LU.S920Z.138	AOP531h-0Zk VB32SRCA2 MC UMACKk 1*2G/160/6L2.6/5R/CB_bg_0.3D_AN_ENJ1
AOP531h-0Bk	PA	USA	LU.S920B.068	AOP531h-0Bk AOXPHSRUS1 MC UMACKk 1*1G/160/3L/5R/CB_bg_0.3D_AN_FRB4
AOP531h-0Bk	PA	USA	LU.S920B.127	AOP531h-0Bk AOXPHSRUS1 MC UMACKk 1*2G/250/6L/5R/CB_bg_0.3D_AN_FRB1
AOP531h-0Bk	PA	Chile	LU.S920B.061	AOP531h-0Bk EM AOXPHSRCL3 MC UMACKk 1*1G/160/3L/5R/CB_bg_0.3D_AN_ES51
AOP531h-0Bk	PA	Chile	LU.S920B.060	AOP531h-0Bk EM AOXPHSRCL3 MC UMACKk 1*1G/160/3L/5R/CB_bg_0.3D_AN_ES52
AOP531h-0Bk	PA	Mexico	LU.S920B.059	AOP531h-0Bk EM AOXPHSRMX2 MC UMACKk 1*1G/160/3L/5R/CB_bg_0.3D_AN_ES52
AOP531h-0Zk	PA	USA	LU.S920Z.135	AOP531h-0Zk VB32SRUS1 MC UMACKk 1*2G/250/6L/5R/CB_bg_0.3D_AN_ENP1
AOP531h-0Zk	PA	USA	LU.S920Z.136	AOP531h-0Zk VB32SRUS1 MC UMACKk 1*2G/160/BT/6L/5R/CB_bg_0.3D_AN_ENP1
AOP531h-0Bk	PA	USA	LU.S920B.128	AOP531h-0Bk AOXPHSRUS1 MC UMACKk 1*2G/160/6L/5R/CB_bg_0.3D_AN_FRB1
AOP531h-0Bk	PA	ACLA-Spanish	LU.S920B.063	AOP531h-0Bk EM AOXPHSREA4 MC UMACKk 1*1G/160/3L/5R/CB_bg_0.3D_AN_EN31
AOP531h-0Bk	PA	ACLA-Spanish	LU.S920B.065	AOP531h-0Bk EM AOXPHSREA1 MC UMACKk 1*1G/160/3L/5R/CB_bg_0.3D_AN_ES51
AOP531h-0Bk	PA	ACLA-Portuguese	LU.S920B.066	AOP531h-0Bk EM AOXPHSRXC2 MC UMACKk 1*1G/160/3L/5R/CB_bg_0.3D_AN_XC21
AOP531h-0Bk	PA	USA	LU.S920B.072	AOP531h-0Bk AOXPHSRUS1 MC UMACKk 1*1G/160/3L/5R/CB_bg_0.3D_AN_FRB1
AOP531h-0Bk	PA	ACLA-Spanish	LU.S920B.064	AOP531h-0Bk EM AOXPHSTEA3 MC UMACKk 1*1G/160/3L/5R/CB_bg_0.3D_AN_ES21
AOP531h-0Bk	PA	USA	LU.S920B.071	AOP531h-0Bk AOXPHSRUS1 MC UMACKk 1*1G/160/3L/5R/CB_bg_0.3D_AN_FRB3
AOP531h-0Bk	PA	USA	LU.S920B.069	AOP531h-0Bk AOXPHSRUS1 MC UMACKk 1*1G/160/3L/5R/CB_bg_0.3D_AN_FRB5
AOP531h-0Bk	PA	USA	LU.S920B.070	AOP531h-0Bk AOXPHSRUS1 MC UMACKk 1*1G/160/3L/5R/CB_bg_0.3D_AN_FRB2



Model	RO	Country	Acer Part No	Description
AOP531h-0Bk	PA	Canada	LU.S920B.076	AOP531h-0Bk AOXPHSRCA2 MC UMACKk 1*1G/160/3L/5R/CB_bg_0.3D_AN_FR81
AOP531h-0Bk	PA	Canada	LU.S920B.074	AOP531h-0Bk AOXPHSRCA2 MC UMACKk 1*1G/160/3L/5R/CB_bg_0.3D_AN_FR83
AOP531h-0Bk	AAP	Australia/ New Zealand	LU.S920B.054	AOP531h-0Bk AOXPHSRAU1 MC UMACKk 1*1G/160/BT/6L2.6/5R/ CB_bg_0.3D_BAG_AN_ES61
AOP531h-0Bk	EMEA	Luxembourg	LU.S920B.036	AOP531h-0Bk AOXPHSRLU3 MC UMACKk 1*1G/160/BT/6L2.6/5R/CB_bg_0.3D_AN_IT41
AOP531h-0Bk	EMEA	Luxembourg	LU.S920B.113	AOP531h-0Bk AOXPHSRLU3 MC UMACKk 1*1G/160/BT/3L/5R/CB_bg_0.3D_AN_IT41
AOP531h-0Bk	EMEA	Middle East	LU.S920B.029	AOP531h-0Bk EM AOXPHSRME6 MC UMACKk 1*1G/160/BT/6L2.6/5R/ CB_bg_0.3D_AN_ES61
AOP531h-0Bk	EMEA	Middle East	LU.S920B.084	AOP531h-0Bk EM AOXPHSRME6 MC UMACKk 1*1G/160/BT/3L/5R/ CB_bg_0.3D_AN_ES61
AOP531h-0Bk	EMEA	Middle East	LU.S920B.027	AOP531h-0Bk EM AOXPHSRME4 MC UMACKk 1*1G/160/BT/6L2.6/5R/ CB_bg_0.3D_AN_ES61
AOP531h-0Bk	EMEA	Middle East	LU.S920B.083	AOP531h-0Bk EM AOXPHSRME4 MC UMACKk 1*1G/160/BT/3L/5R/ CB_bg_0.3D_AN_ES61
AOP531h-0Bk	EMEA	Middle East	LU.S920B.026	AOP531h-0Bk EM AOXPHSRME3 MC UMACKk 1*1G/160/BT/6L2.6/5R/ CB_bg_0.3D_AN_ES81
AOP531h-0Bk	EMEA	Middle East	LU.S920B.087	AOP531h-0Bk EM AOXPHSRME3 MC UMACKk 1*1G/160/BT/3L/5R/ CB_bg_0.3D_AN_ES81
AOP531h-0Bk	EMEA	Middle East	LU.S920B.002	AOP531h-0Bk EM AOXPHSRME2 MC UMACKk 1*1G/160/BT/6L2.6/5R/ CB_bg_0.3D_AN_ES61
AOP531h-0Bk	EMEA	Middle East	LU.S920B.088	AOP531h-0Bk EM AOXPHSRME2 MC UMACKk 1*1G/160/BT/3L/5R/ CB_bg_0.3D_AN_ES61
AOP531h-0Bk	EMEA	Middle East	LU.S920B.028	AOP531h-0Bk EM AOXPHSRME2 MC UMACKk 1*1G/160/BT/6L2.6/5R/ CB_bg_0.3D_AN_AR11
AOP531h-0Bk	EMEA	Middle East	LU.S920B.089	AOP531h-0Bk EM AOXPHSRME2 MC UMACKk 1*1G/160/BT/3L/5R/ CB_bg_0.3D_AN_AR11
AOP531h-0Bk	EMEA	South Africa	LU.S920B.044	AOP531h-0Bk EM AOXPHSRZA2 MC UMACKk 1*1G/160/BT/6L2.6/5R/ CB_bg_0.3D_AN_ES61
AOP531h-0Bk	EMEA	South Africa	LU.S920B.121	AOP531h-0Bk EM AOXPHSRZA2 MC UMACKk 1*1G/160/BT/3L/5R/ CB_bg_0.3D_AN_ES61
AOP531h-0Bk	EMEA	South Africa	LU.S920B.045	AOP531h-0Bk EM AOXPHSRZA1 MC UMACKk 1*1G/160/BT/6L2.6/5R/ CB_bg_0.3D_AN_ES81
AOP531h-0Bk	EMEA	South Africa	LU.S920B.120	AOP531h-0Bk EM AOXPHSRZA1 MC UMACKk 1*1G/160/BT/3L/5R/ CB_bg_0.3D_AN_ES81
AOP531h-0Bk	EMEA	Ukraine	LU.S920B.032	AOP531h-0Bk AOXPHSRUK1 MC UMACKk 1*1G/160/BT/6L2.6/5R/ CB_bg_0.3D_AN_RU61



Model	RO	Country	Acer Part No	Description
AOP531h-0Bk	EMEA	Ukraine	LU.S920B.078	AOP531h-0Bk AOXPHSRUK1 MC UMACKk 1*1G/160/BT/3L/5R/CB_bg_0.3D_AN_RU61
AOP531h-0Bk	EMEA	Sweden	LU.S920B.109	AOP531h-0Bk AOXPHSRSE1 MC UMACKk 1*1G/160/BT/3L/5R/CB_bg_0.3D_AN_FI11
AOP531h-0Bk	EMEA	Russia	LU.S920B.013	AOP531h-0Bk AOXPHSRRU1 MC UMACKk 1*1G/160/BT/6L2.6/5R/ CB_bg_0.3D_AN_RU11
AOP531h-0Bk	EMEA	Russia	LU.S920B.111	AOP531h-0Bk AOXPHSRRU1 MC UMACKk 1*1G/160/BT/3L/5R/CB_bg_0.3D_AN_RU11
AOP531h-0Bk	EMEA	Portugal	LU.S920B.008	AOP531h-0Bk AOXPHSRPT1 MC UMACKk 1*1G/160/BT/6L2.6/5R/ CB_bg_0.3D_AN_PT11
AOP531h-0Bk	EMEA	Portugal	LU.S920B.094	AOP531h-0Bk AOXPHSRPT1 MC UMACKk 1*1G/160/BT/3L/5R/CB_bg_0.3D_AN_PT11
AOP531h-0Bk	EMEA	Poland	LU.S920B.082	AOP531h-0Bk AOXPHSRPL1 MC UMACKk 1*1G/160/BT/3L/5R/CB_bg_0.3D_AN_PL11
AOP531h-0Bk	EMEA	Norway	LU.S920B.012	AOP531h-0Bk AOXPHSRNO1 MC UMACKk 1*1G/160/BT/6L2.6/5R/ CB_bg_0.3D_AN_NO11
AOP531h-0Bk	EMEA	Norway	LU.S920B.112	AOP531h-0Bk AOXPHSRNO1 MC UMACKk 1*1G/160/BT/3L/5R/CB_bg_0.3D_AN_NO11
AOP531h-0Bk	EMEA	Italy	LU.S920B.023	AOP531h-0Bk AOXPHSRIT1 MC UMACKk 1*1G/160/BT/6L2.6/5R/CB_bg_0.3D_AN_IT11
AOP531h-0Bk	EMEA	Italy	LU.S920B.090	AOP531h-0Bk AOXPHSRIT1 MC UMACKk 1*1G/160/BT/3L/5R/CB_bg_0.3D_AN_IT11
AOP531h-0Bk	EMEA	Israel	LU.S920B.011	AOP531h-0Bk AOXPHSRIL1 MC UMACKk 1*1G/160/BT/6L2.6/5R/ CB_bg_0.3D_AN_HE11
AOP531h-0Bk	EMEA	Israel	LU.S920B.091	AOP531h-0Bk AOXPHSRIL1 MC UMACKk 1*1G/160/BT/3L/5R/CB_bg_0.3D_AN_HE11
AOP531h-0Bk	EMEA	Greece	LU.S920B.010	AOP531h-0Bk AOXPHSRGR1 MC UMACKk 1*1G/160/BT/6L2.6/5R/ CB_bg_0.3D_AN_EL31
AOP531h-0Bk	EMEA	Greece	LU.S920B.092	AOP531h-0Bk AOXPHSRGR1 MC UMACKk 1*1G/160/BT/3L/5R/CB_bg_0.3D_AN_EL31
AOP531h-0Bk	EMEA	UK	LU.S920B.001	AOP531h-0Bk AOXPHSRGB1 MC UMACKk 1*1G/160/BT/6L2.6/5R/ CB_bg_0.3D_AN_EN11
AOP531h-0Bk	EMEA	UK	LU.S920B.077	AOP531h-0Bk AOXPHSRGB1 MC UMACKk 1*1G/160/BT/3L/5R/CB_bg_0.3D_AN_EN11
AOP531h-0Bk	EMEA	France	LU.S920B.117	AOP531h-0Bk AOXPHSRFR1 MC UMACKk 1*1G/160/BT/3L/5R/CB_bg_0.3D_AN_FR21
AOP531h-0Bk	EMEA	Finland	LU.S920B.003	AOP531h-0Bk AOXPHSRFI2 MC UMACKk 1*1G/160/BT/6L2.6/5R/CB_bg_0.3D_AN_FI11
AOP531h-0Bk	EMEA	Finland	LU.S920B.096	AOP531h-0Bk AOXPHSRFI2 MC UMACKk 1*1G/160/BT/3L/5R/CB_bg_0.3D_AN_FI11
AOP531h-0Bk	EMEA	Spain	LU.S920B.093	AOP531h-0Bk AOXPHSRES1 MC UMACKk 1*1G/160/BT/3L/5R/CB_bg_0.3D_AN_ES51
AOP531h-0Bk	EMEA	Spain	LU.S920B.009	AOP531h-0Bk AOXPHSRES1 MC UMACKk 1*1G/160/BT/6L2.6/5R/ CB_bg_0.3D_AN_ES51
AOP531h-0Bk	EMEA	Denmark	LU.S920B.042	AOP531h-0Bk AOXPHSRDK2 MC UMACKk 1*1G/160/BT/6L2.6/5R/ CB_bg_0.3D_AN_ENS1

Model	RO	Country	Acer Part No	Description
AOP531h-0Bk	EMEA	Denmark	LU.S920B.119	AOP531h-0Bk AOXPHSRDK2 MC UMACKk 1*1G/160/BT/3L/5R/CB_bg_0.3D_AN_ENS1
AOP531h-0Bk	EMEA	Denmark	LU.S920B.118	AOP531h-0Bk AOXPHSRDK1 MC UMACKk 1*1G/160/BT/3L/5R/CB_bg_0.3D_AN_NO11
AOP531h-0Bk	EMEA	Germany	LU.S920B.043	AOP531h-0Bk AOXPHSRDE1 MC UMACKk 1*1G/160/BT/6L2.6/5R/CB_bg_0.3D_AN_DE11
AOP531h-0Bk	EMEA	Germany	LU.S920B.116	AOP531h-0Bk AOXPHSRDE1 MC UMACKk 1*1G/160/BT/3L/5R/CB_bg_0.3D_AN_DE11
AOP531h-0Bk	EMEA	Czech	LU.S920B.108	AOP531h-0Bk EM AOXPHSRCZ2 MC UMACKk 1*1G/160/BT/3L/5R/CB_bg_0.3D_AN_SK11
AOP531h-0Bk	EMEA	Switzerland	LU.S920B.035	AOP531h-0Bk AOXPHSRCH1 MC UMACKk 1*1G/160/BT/6L2.6/5R/CB_bg_0.3D_AN_IT41
AOP531h-0Bk	EMEA	Switzerland	LU.S920B.080	AOP531h-0Bk AOXPHSRCH1 MC UMACKk 1*1G/160/BT/3L/5R/CB_bg_0.3D_AN_IT41
AOP531h-1Bk	EMEA	Switzerland	LU.S920B.124	AOP531h-1Bk AOXPHSRCH1 MC UMACKk 1*2G/160/BT/6L/5R/CB_bg_0.3D_AN_IT41
AOP531h-0Bk	EMEA	Belgium	LU.S920B.115	AOP531h-0Bk AOXPHSRBE1 MC UMACKk 1*1G/160/BT/3L/5R/CB_bg_0.3D_AN_NL11
AOP531h-0Bk	EMEA	Austria	LU.S920B.014	AOP531h-0Bk AOXPHSRAT1 MC UMACKk 1*1G/160/BT/6L2.6/5R/CB_bg_0.3D_AN_DE61
AOP531h-0Bk	EMEA	Austria	LU.S920B.110	AOP531h-0Bk AOXPHSRAT1 MC UMACKk 1*1G/160/BT/3L/5R/CB_bg_0.3D_AN_DE61
AOP531h-06k	EMEA	South Africa	LU.S9206.135	AOP531h-06k EM XPPSRZA1 MC UMACKk 1*2G/S64G_2.5/BT/6L2.6/5R/CB_bg_0.3D_AN_ES81
AOP531h-06k	EMEA	Sweden	LU.S9206.132	AOP531h-06k XPPSRSE1 MC UMACKk 1*2G/S64G_2.5/BT/6L2.6/5R/CB_bg_0.3D_AN_F111
AOP531h-06k	EMEA	South Africa	LU.S9206.136	AOP531h-06k EM XPPSRZA2 MC UMACKk 1*2G/S64G_2.5/BT/6L2.6/5R/CB_bg_0.3D_AN_ES61
AOP531h-06k	EMEA	Ukraine	LU.S9206.134	AOP531h-06k XPPSRUK1 MC UMACKk 1*2G/S64G_2.5/BT/6L2.6/5R/CB_bg_0.3D_AN_RU61
AOP531h-06k	EMEA	Russia	LU.S9206.131	AOP531h-06k XPPSRRU1 MC UMACKk 1*2G/S64G_2.5/BT/6L2.6/5R/CB_bg_0.3D_AN_RU11
AOP531h-0Zk	EMEA	Middle East	LU.S920Z.268	AOP531h-0Zk EM VB32SRME2 MC UMACKk 1*2G/S64G_2.5/BT/6L2.6/5R/CB_bg_0.3D_AN_ES61
AOP531h-0Zk	EMEA	Middle East	LU.S920Z.264	AOP531h-0Zk EM VB32SRME2 MC UMACKk 1*2G/S64G_2.5/BT/6L2.6/5R/CB_bg_0.3D_AN_AR21
AOP531h-0Zk	EMEA	Middle East	LU.S920Z.263	AOP531h-0Zk EM VB32SRME2 MC UMACKk 1*2G/S64G_2.5/BT/6L2.6/5R/CB_bg_0.3D_AN_AR11
AOP531h-06k	EMEA	Norway	LU.S9206.130	AOP531h-06k XPPSRNO1 MC UMACKk 1*2G/S64G_2.5/BT/6L2.6/5R/CB_bg_0.3D_AN_NO11
AOP531h-06k	EMEA	Portugal	LU.S9206.128	AOP531h-06k XPPSRPT1 MC UMACKk 1*2G/S64G_2.5/BT/6L2.6/5R/CB_bg_0.3D_AN_PT11

Model	RO	Country	Acer Part No	Description
AOP531h-0Zk	EMEA	Middle East	LU.S920Z.266	AOP531h-0Zk EM VB32SRME4 MC UMACKk 1*2G/S64G_2.5/BT/6L2.6/5R/ CB_bg_0.3D_AN_ES61
AOP531h-06k	EMEA	Luxembourg	LU.S9206.124	AOP531h-06k XPPSR LU3 MC UMACKk 1*2G/ S64G_2.5/BT/6L2.6/5R/ CB_bg_0.3D_AN_IT41
AOP531h-0Zk	EMEA	Middle East	LU.S920Z.267	AOP531h-0Zk EM VB32SRME6 MC UMACKk 1*2G/S64G_2.5/BT/6L2.6/5R/ CB_bg_0.3D_AN_ES61
AOP531h-06k	EMEA	Middle East	LU.S9206.125	AOP531h-06k EM XPPSRME6 MC UMACKk 1*2G/S64G_2.5/BT/6L2.6/5R/ CB_bg_0.3D_AN_ES61
AOP531h-06k	EMEA	Holland	LU.S9206.127	AOP531h-06k XPPSRNL1 MC UMACKk 1*2G/ S64G_2.5/BT/6L2.6/5R/ CB_bg_0.3D_AN_NL11
AOP531h-06k	EMEA	Poland	LU.S9206.129	AOP531h-06k XPPSRPL1 MC UMACKk 1*2G/ S64G_2.5/BT/6L2.6/5R/ CB_bg_0.3D_AN_PL11
AOP531h-0Zk	EMEA	Middle East	LU.S920Z.269	AOP531h-0Zk EM VB32SRME3 MC UMACKk 1*2G/S64G_2.5/BT/6L2.6/5R/ CB_bg_0.3D_AN_ES81
AOP531h-0Zk	EMEA	Italy	LU.S920Z.262	AOP531h-0Zk VB32SRIT1 MC UMACKk 1*2G/ S64G_2.5/BT/6L2.6/5R/ CB_bg_0.3D_AN_IT12
AOP531h-06k	EMEA	Middle East	LU.S9206.126	AOP531h-06k EM XPPSRME9 MC UMACKk 1*2G/S64G_2.5/BT/6L2.6/5R/ CB_bg_0.3D_AN_ES81
AOP531h-0Zk	EMEA	Middle East	LU.S920Z.265	AOP531h-0Zk EM VB32SRME9 MC UMACKk 1*2G/S64G_2.5/BT/6L2.6/5R/ CB_bg_0.3D_AN_ES81
AOP531h-06k	EMEA	Middle East	LU.S9206.122	AOP531h-06k EM XPPSRME2 MC UMACKk 1*2G/S64G_2.5/BT/6L2.6/5R/ CB_bg_0.3D_AN_AR21
AOP531h-06k	EMEA	Middle East	LU.S9206.123	AOP531h-06k EM XPPSRME2 MC UMACKk 1*2G/S64G_2.5/BT/6L2.6/5R/ CB_bg_0.3D_AN_ES61
AOP531h-06k	EMEA	Middle East	LU.S9206.121	AOP531h-06k EM XPPSRME2 MC UMACKk 1*2G/S64G_2.5/BT/6L2.6/5R/ CB_bg_0.3D_AN_AR11
AOP531h-0Zk	EMEA	Italy	LU.S920Z.251	AOP531h-0Zk VB32SRIT1 MC UMACKk 1*2G/ S64G_2.5/BT/6L2.6/5R/ CB_bg_0.3D_AN_IT11
AOP531h-06k	EMEA	Middle East	LU.S9206.117	AOP531h-06k EM XPPSRME3 MC UMACKk 1*2G/S64G_2.5/BT/6L2.6/5R/ CB_bg_0.3D_AN_ES81
AOP531h-06k	EMEA	Finland	LU.S9206.097	AOP531h-06k XPPSRFI2 MC UMACKk 1*2G/ S64G_2.5/BT/6L2.6/5R/ CB_bg_0.3D_AN_FI31
AOP531h-06k	EMEA	Finland	LU.S9206.111	AOP531h-06k XPPSRFI2 MC UMACKk 1*2G/ S64G_2.5/BT/6L2.6/5R/ CB_bg_0.3D_AN_FI11
AOP531h-06k	EMEA	Finland	LU.S9206.112	AOP531h-06k XPPSRFI2 MC UMACKk 1*2G/ S64G_2.5/BT/6L2.6/5R/ CB_bg_0.3D_AN_FI41
AOP531h-06k	EMEA	Finland	LU.S9206.113	AOP531h-06k XPPSRFI2 MC UMACKk 1*2G/ S64G_2.5/BT/6L2.6/5R/ CB_bg_0.3D_AN_SV41

Model	RO	Country	Acer Part No	Description
AOP531h-0Zk	EMEA	Sweden	LU.S920Z.242	AOP531h-0Zk VB32SRSE1 MC UMACKk 1*2G/S64G_2.5/BT/6L2.6/5R/ CB_bg_0.3D_AN_F111
AOP531h-0Zk	EMEA	Finland	LU.S920Z.257	AOP531h-0Zk VB32SRF12 MC UMACKk 1*2G/S64G_2.5/BT/6L2.6/5R/ CB_bg_0.3D_AN_F111
AOP531h-0Zk	EMEA	Israel	LU.S920Z.252	AOP531h-0Zk VB32SRIL1 MC UMACKk 1*2G/S64G_2.5/BT/6L2.6/5R/ CB_bg_0.3D_AN_HE11
AOP531h-06k	EMEA	Israel	LU.S9206.119	AOP531h-06k XPPSRIL1 MC UMACKk 1*2G/S64G_2.5/BT/6L2.6/5R/ CB_bg_0.3D_AN_HE11
AOP531h-0Zk	EMEA	Portugal	LU.S920Z.255	AOP531h-0Zk VB32SRPT1 MC UMACKk 1*2G/S64G_2.5/BT/6L2.6/5R/ CB_bg_0.3D_AN_PT11
AOP531h-0Zk	EMEA	UK	LU.S920Z.249	AOP531h-0Zk VB32SRGB1 MC UMACKk 1*2G/S64G_2.5/BT/6L2.6/5R/ CB_bg_0.3D_AN_EN11
AOP531h-06k	EMEA	UK	LU.S9206.114	AOP531h-06k XPPSRGB1 MC UMACKk 1*2G/S64G_2.5/BT/6L2.6/5R/ CB_bg_0.3D_AN_EN11
AOP531h-0Zk	EMEA	Ukraine	LU.S920Z.248	AOP531h-0Zk VB32SRUK1 MC UMACKk 1*2G/S64G_2.5/BT/6L2.6/5R/ CB_bg_0.3D_AN_RU61
AOP531h-0Zk	EMEA	Russia	LU.S920Z.240	AOP531h-0Zk VB32SRRU1 MC UMACKk 1*2G/S64G_2.5/BT/6L2.6/5R/ CB_bg_0.3D_AN_RU11
AOP531h-06k	EMEA	Middle East	LU.S9206.118	AOP531h-06k EM XPPSRME4 MC UMACKk 1*2G/S64G_2.5/BT/6L2.6/5R/ CB_bg_0.3D_AN_ES61
AOP531h-0Zk	EMEA	Greece	LU.S920Z.253	AOP531h-0Zk VB32SRGR1 MC UMACKk 1*2G/S64G_2.5/BT/6L2.6/5R/ CB_bg_0.3D_AN_EL31
AOP531h-06k	EMEA	Greece	LU.S9206.115	AOP531h-06k XPPSRGR1 MC UMACKk 1*2G/S64G_2.5/BT/6L2.6/5R/ CB_bg_0.3D_AN_EL31
AOP531h-0Zk	EMEA	Switzerland	LU.S920Z.246	AOP531h-0Zk VB32SRCH1 MC UMACKk 1*2G/S64G_2.5/BT/6L2.6/5R/ CB_bg_0.3D_AN_IT41
AOP531h-06k	EMEA	Switzerland	LU.S9206.099	AOP531h-06k XPPSRCH1 MC UMACKk 1*2G/S64G_2.5/BT/6L2.6/5R/ CB_bg_0.3D_AN_IT81
AOP531h-06k	EMEA	Austria	LU.S9206.094	AOP531h-06k XPPSRAT1 MC UMACKk 1*2G/S64G_2.5/BT/6L2.6/5R/ CB_bg_0.3D_AN_DE61
AOP531h-0Zk	EMEA	Austria	LU.S920Z.241	AOP531h-0Zk VB32SRAT1 MC UMACKk 1*2G/S64G_2.5/BT/6L2.6/5R/ CB_bg_0.3D_AN_DE61
AOP531h-0Zk	EMEA	Poland	LU.S920Z.245	AOP531h-0Zk VB32SRPL1 MC UMACKk 1*2G/S64G_2.5/BT/6L2.6/5R/ CB_bg_0.3D_AN_PL11
AOP531h-06k	EMEA	Denmark	LU.S9206.095	AOP531h-06k XPPSRDK2 MC UMACKk 1*2G/S64G_2.5/BT/6L2.6/5R/ CB_bg_0.3D_AN_ENS1
AOP531h-06k	EMEA	Denmark	LU.S9206.101	AOP531h-06k XPPSRDK1 MC UMACKk 1*2G/S64G_2.5/BT/6L2.6/5R/ CB_bg_0.3D_AN_NO11

Model	RO	Country	Acer Part No	Description
AOP531h-06k	EMEA	Italy	LU.S9206.120	AOP531h-06k XPPSRIT1 MC UMACKk 1*2G/ S64G_2.5/BT/6L2.6/5R/ CB_bg_0.3D_AN_IT11
AOP531h-0Zk	EMEA	Spain	LU.S920Z.254	AOP531h-0Zk VB32SRES1 MC UMACKk 1*2G/S64G_2.5/BT/6L2.6/5R/ CB_bg_0.3D_AN_ES51
AOP531h-06k	EMEA	Spain	LU.S9206.102	AOP531h-06k XPPSRES1 MC UMACKk 1*2G/ S64G_2.5/BT/6L2.6/5R/ CB_bg_0.3D_AN_ES51
AOP531h-0Zk	EMEA	South Africa	LU.S920Z.226	AOP531h-0Zk EM VB32SRZA1 MC UMACKk 1*2G/S64G_2.5/BT/6L2.6/5R/ CB_bg_0.3D_AN_ES81
AOP531h-0Zk	EMEA	Denmark	LU.S920Z.224	AOP531h-0Zk VB32SRDK1 MC UMACKk 1*2G/S64G_2.5/BT/6L2.6/5R/ CB_bg_0.3D_AN_NO11
AOP531h-0Zk	EMEA	South Africa	LU.S920Z.227	AOP531h-0Zk EM VB32SRZA2 MC UMACKk 1*2G/S64G_2.5/BT/6L2.6/5R/ CB_bg_0.3D_AN_ES61
AOP531h-0Zk	EMEA	Norway	LU.S920Z.217	AOP531h-0Zk VB32SRNO1 MC UMACKk 1*2G/S64G_2.5/BT/6L2.6/5R/ CB_bg_0.3D_AN_NO11
AOP531h-0Zk	EMEA	Czech	LU.S920Z.204	AOP531h-0Zk EM VB32SRCZ2 MC UMACKk 1*2G/S64G_2.5/BT/6L2.6/5R/ CB_bg_0.3D_AN_SK11
AOP531h-0Zk	EMEA	Luxembourg	LU.S920Z.218	AOP531h-0Zk VB32SRLU3 MC UMACKk 1*2G/S64G_2.5/BT/6L2.6/5R/ CB_bg_0.3D_AN_IT41
AOP531h-0Zk	EMEA	Germany	LU.S920Z.222	AOP531h-0Zk VB32SRDE1 MC UMACKk 1*2G/S64G_2.5/BT/6L2.6/5R/ CB_bg_0.3D_AN_DE61
AOP531h-0Zk	EMEA	Germany	LU.S920Z.221	AOP531h-0Zk VB32SRDE1 MC UMACKk 1*2G/S64G_2.5/BT/6L2.6/5R/ CB_bg_0.3D_AN_DE11
AOP531h-0Zk	EMEA	Holland	LU.S920Z.198	AOP531h-0Zk VB32SRNL1 MC UMACKk 1*2G/S64G_2.5/BT/6L2.6/5R/ CB_bg_0.3D_AN_NL11
AOP531h-0Zk	EMEA	Denmark	LU.S920Z.225	AOP531h-0Zk VB32SRDK2 MC UMACKk 1*2G/S64G_2.5/BT/6L2.6/5R/ CB_bg_0.3D_AN_ENS1
AOP531h-0Zk	EMEA	Belgium	LU.S920Z.191	AOP531h-0Zk VB32SRBE1 MC UMACKk 1*2G/S64G_2.5/BT/6L2.6/5R/ CB_bg_0.3D_AN_NL11
AOP531h-0Zk	EMEA	France	LU.S920Z.194	AOP531h-0Zk VB32SRFR1 MC UMACKk 1*2G/S64G_2.5/BT/6L2.6/5R/ CB_bg_0.3D_AN_FR21
AOP531h-0Zk	EMEA	Middle East	LU.S920Z.179	AOP531h-0Zk EM VB32SRME2 MC UMACKk 1*1G/S64G_2.5/BT/6L2.6/5R/ CB_bg_0.3D_AN_ES62
AOP531h-0Zk	EMEA	Middle East	LU.S920Z.186	AOP531h-0Zk EM VB32SRME2 MC UMACKk 1*1G/S64G_2.5/BT/6L2.6/5R/ CB_bg_0.3D_AN_ES61
AOP531h-0Zk	EMEA	Middle East	LU.S920Z.184	AOP531h-0Zk EM VB32SRME2 MC UMACKk 1*1G/S64G_2.5/BT/6L2.6/5R/ CB_bg_0.3D_AN_AR21
AOP531h-0Zk	EMEA	Middle East	LU.S920Z.171	AOP531h-0Zk EM VB32SRME2 MC UMACKk 1*1G/S64G_2.5/BT/6L2.6/5R/ CB_bg_0.3D_AN_AR12

Model	RO	Country	Acer Part No	Description
AOP531h-0Zk	EMEA	Middle East	LU.S920Z.159	AOP531h-0Zk EM VB32SRME2 MC UMACKk 1*1G/S64G_2.5/BT/6L2.6/5R/ CB_bg_0.3D_AN_AR11
AOP531h-0Zk	EMEA	Finland	LU.S920Z.165	AOP531h-0Zk VB32SRFI2 MC UMACKk 1*1G/ S64G_2.5/BT/6L2.6/5R/ CB_bg_0.3D_AN_FI11
AOP531h-0Zk	EMEA	Finland	LU.S920Z.147	AOP531h-0Zk VB32SRFI2 MC UMACKk 1*1G/ S64G_2.5/BT/6L2.6/5R/ CB_bg_0.3D_AN_FI32
AOP531h-0Zk	EMEA	Finland	LU.S920Z.156	AOP531h-0Zk VB32SRFI2 MC UMACKk 1*1G/ S64G_2.5/BT/6L2.6/5R/ CB_bg_0.3D_AN_FI42
AOP531h-0Zk	EMEA	Finland	LU.S920Z.155	AOP531h-0Zk VB32SRFI2 MC UMACKk 1*1G/ S64G_2.5/BT/6L2.6/5R/ CB_bg_0.3D_AN_SV42
AOP531h-0Zk	EMEA	Finland	LU.S920Z.154	AOP531h-0Zk VB32SRFI2 MC UMACKk 1*1G/ S64G_2.5/BT/6L2.6/5R/ CB_bg_0.3D_AN_FI12
AOP531h-0Zk	EMEA	Israel	LU.S920Z.162	AOP531h-0Zk VB32SRIL1 MC UMACKk 1*1G/ S64G_2.5/BT/6L2.6/5R/ CB_bg_0.3D_AN_HE11
AOP531h-0Zk	EMEA	Portugal	LU.S920Z.151	AOP531h-0Zk VB32SRPT1 MC UMACKk 1*1G/S64G_2.5/BT/6L2.6/5R/ CB_bg_0.3D_AN_PT11
AOP531h-0Zk	EMEA	Middle East	LU.S920Z.157	AOP531h-0Zk EM VB32SRME4 MC UMACKk 1*1G/S64G_2.5/BT/6L2.6/5R/ CB_bg_0.3D_AN_ES62
AOP531h-0Zk	EMEA	Middle East	LU.S920Z.187	AOP531h-0Zk EM VB32SRME4 MC UMACKk 1*1G/S64G_2.5/BT/6L2.6/5R/ CB_bg_0.3D_AN_ES61
AOP531h-0Zk	EMEA	Ukraine	LU.S920Z.173	AOP531h-0Zk VB32SRUK1 MC UMACKk 1*1G/S64G_2.5/BT/6L2.6/5R/ CB_bg_0.3D_AN_RU61
AOP531h-0Zk	EMEA	Greece	LU.S920Z.164	AOP531h-0Zk VB32SRGR1 MC UMACKk 1*1G/S64G_2.5/BT/6L2.6/5R/ CB_bg_0.3D_AN_EL31
AOP531h-0Zk	EMEA	Greece	LU.S920Z.163	AOP531h-0Zk VB32SRGR1 MC UMACKk 1*1G/S64G_2.5/BT/6L2.6/5R/ CB_bg_0.3D_AN_EL32
AOP531h-0Zk	EMEA	Switzerland	LU.S920Z.177	AOP531h-0Zk VB32SRCH1 MC UMACKk 1*1G/S64G_2.5/BT/6L2.6/5R/ CB_bg_0.3D_AN_IT41
AOP531h-0Zk	EMEA	Switzerland	LU.S920Z.176	AOP531h-0Zk VB32SRCH1 MC UMACKk 1*1G/S64G_2.5/BT/6L2.6/5R/ CB_bg_0.3D_AN_IT42
AOP531h-0Zk	EMEA	Switzerland	LU.S920Z.175	AOP531h-0Zk VB32SRCH1 MC UMACKk 1*1G/S64G_2.5/BT/6L2.6/5R/ CB_bg_0.3D_AN_IT82
AOP531h-0Zk	EMEA	Middle East	LU.S920Z.158	AOP531h-0Zk EM VB32SRME6 MC UMACKk 1*1G/S64G_2.5/BT/6L2.6/5R/ CB_bg_0.3D_AN_ES62
AOP531h-0Zk	EMEA	Middle East	LU.S920Z.183	AOP531h-0Zk EM VB32SRME6 MC UMACKk 1*1G/S64G_2.5/BT/6L2.6/5R/ CB_bg_0.3D_AN_ES61
AOP531h-0Zk	EMEA	Poland	LU.S920Z.178	AOP531h-0Zk VB32SRPL1 MC UMACKk 1*1G/S64G_2.5/BT/6L2.6/5R/ CB_bg_0.3D_AN_PL11

Model	RO	Country	Acer Part No	Description
AOP531h-0Zk	EMEA	Middle East	LU.S920Z.188	AOP531h-0Zk EM VB32SRME3 MC UMACKk 1*1G/S64G_2.5/BT/6L2.6/5R/ CB_bg_0.3D_AN_ES81
AOP531h-0Zk	EMEA	Middle East	LU.S920Z.181	AOP531h-0Zk EM VB32SRME3 MC UMACKk 1*1G/S64G_2.5/BT/6L2.6/5R/ CB_bg_0.3D_AN_ES82
AOP531h-0Zk	EMEA	Italy	LU.S920Z.161	AOP531h-0Zk VB32SRIT1 MC UMACKk 1*1G/ S64G_2.5/BT/6L2.6/5R/ CB_bg_0.3D_AN_IT14
AOP531h-0Zk	EMEA	Italy	LU.S920Z.160	AOP531h-0Zk VB32SRIT1 MC UMACKk 1*1G/ S64G_2.5/BT/6L2.6/5R/ CB_bg_0.3D_AN_IT12
AOP531h-0Zk	EMEA	Middle East	LU.S920Z.185	AOP531h-0Zk EM VB32SRME9 MC UMACKk 1*1G/S64G_2.5/BT/6L2.6/5R/ CB_bg_0.3D_AN_ES81
AOP531h-0Zk	EMEA	Middle East	LU.S920Z.180	AOP531h-0Zk EM VB32SRME9 MC UMACKk 1*1G/S64G_2.5/BT/6L2.6/5R/ CB_bg_0.3D_AN_ES82
AOP531h-0Zk	EMEA	Portugal	LU.S920Z.150	AOP531h-0Zk VB32SRPT1 MC UMACKk 1*1G/S64G_2.5/BT/6L2.6/5R/ CB_bg_0.3D_AN_PT12
AOP531h-0Zk	EMEA	UK	LU.S920Z.168	AOP531h-0Zk VB32SRGB1 MC UMACKk 1*1G/S64G_2.5/BT/6L2.6/5R/ CB_bg_0.3D_AN_EN11
AOP531h-0Zk	EMEA	Spain	LU.S920Z.149	AOP531h-0Zk VB32SRES1 MC UMACKk 1*1G/S64G_2.5/BT/6L2.6/5R/ CB_bg_0.3D_AN_ES51
AOP531h-0Zk	EMEA	Spain	LU.S920Z.148	AOP531h-0Zk VB32SRES1 MC UMACKk 1*1G/S64G_2.5/BT/6L2.6/5R/ CB_bg_0.3D_AN_ES52
AOP531h-0Zk	EMEA	Middle East	LU.S920Z.172	AOP531h-0Zk EM VB32SRME2 MC UMACKk 1*1G/S64G_2.5/BT/6L2.6/5R/ CB_bg_0.3D_AN_AR22
AOP531h-0Zk	EMEA	Ukraine	LU.S920Z.143	AOP531h-0Zk VB32SRUK1 MC UMACKk 1*1G/S64G_2.5/BT/6L2.6/5R/ CB_bg_0.3D_AN_RU62
AOP531h-1Bk	CHINA	China	LU.S920B.047	AOP531h-1Bk AOXPHSRCN1 MC UMACKk 1*1G/160/BT/3L/5R/ CB_bg_0.3D_BAG_AN_SC11
AOP531h-1Bk	TWN	GCTWN	LU.S920B.048	AOP531h-1Bk AOXPHSRTW1 MC UMACKk 1*1G/160/BT/6L/5R/ CB_bg_0.3D_BAG_AN_TC11
AOP531h-0Bk	WW	WW	S2.S920B.003	AOP531h-0Bk AOXPHSTWW1 MC UMACKk 1*1G/160/6L/5R/CB_bg_0.3D_BAG_AN_EN11
AOP531h-06k	EMEA	Spain	LU.S9206.080	AOP531h-06k XPPSRES1 MC UMACKk 1*2G/ 250/BT/6L2.6/5R/CB_bg_0.3D_AN_ES51
AOP531h-06k	EMEA	Denmark	LU.S9206.081	AOP531h-06k XPPSRDK2 MC UMACKk 1*2G/ 250/BT/6L2.6/5R/CB_bg_0.3D_AN_ENS1
AOP531h-06k	EMEA	Denmark	LU.S9206.082	AOP531h-06k XPPSRDK1 MC UMACKk 1*2G/ 250/BT/6L2.6/5R/CB_bg_0.3D_AN_NO11
AOP531h-06k	EMEA	Switzerland	LU.S9206.085	AOP531h-06k XPPSRCH1 MC UMACKk 1*2G/ 250/BT/6L2.6/5R/CB_bg_0.3D_AN_IT81
AOP531h-06k	EMEA	Czech	LU.S9206.084	AOP531h-06k EM XPPSRCZ2 MC UMACKk 1*2G/250/BT/6L2.6/5R/ CB_bg_0.3D_AN_SK11
AOP531h-06k	EMEA	Austria	LU.S9206.088	AOP531h-06k XPPSRAT1 MC UMACKk 1*2G/ 250/BT/6L2.6/5R/CB_bg_0.3D_AN_DE61



Model	RO	Country	Acer Part No	Description
AOP531h-06k	EMEA	Middle East	LU.S9206.071	AOP531h-06k EM XPPSRME2 MC UMACKk 1*2G/250/BT/6L2.6/5R/ CB_bg_0.3D_AN_AR21
AOP531h-06k	EMEA	Middle East	LU.S9206.070	AOP531h-06k EM XPPSRME2 MC UMACKk 1*2G/250/BT/6L2.6/5R/ CB_bg_0.3D_AN_ES61
AOP531h-06k	EMEA	Finland	LU.S9206.072	AOP531h-06k XPPSRFI2 MC UMACKk 1*2G/250/BT/6L2.6/5R/ CB_bg_0.3D_AN_FI11
AOP531h-06k	EMEA	Middle East	LU.S9206.060	AOP531h-06k EM XPPSRME2 MC UMACKk 1*2G/250/BT/6L2.6/5R/ CB_bg_0.3D_AN_AR11
AOP531h-06k	EMEA	Luxembourg	LU.S9206.061	AOP531h-06k XPPSRLU3 MC UMACKk 1*2G/250/BT/6L2.6/5R/ CB_bg_0.3D_AN_IT41
AOP531h-06k	EMEA	Greece	LU.S9206.065	AOP531h-06k XPPSRGR1 MC UMACKk 1*2G/250/BT/6L2.6/5R/ CB_bg_0.3D_AN_EL31
AOP531h-06k	EMEA	Finland	LU.S9206.069	AOP531h-06k XPPSRFI2 MC UMACKk 1*2G/250/BT/6L2.6/5R/ CB_bg_0.3D_AN_FI31
AOP531h-06k	EMEA	Finland	LU.S9206.068	AOP531h-06k XPPSRFI2 MC UMACKk 1*2G/250/BT/6L2.6/5R/ CB_bg_0.3D_AN_FI41
AOP531h-06k	EMEA	Israel	LU.S9206.063	AOP531h-06k XPPSRIL1 MC UMACKk 1*2G/250/BT/6L2.6/5R/ CB_bg_0.3D_AN_HE11
AOP531h-06k	EMEA	UK	LU.S9206.067	AOP531h-06k XPPSRGB1 MC UMACKk 1*2G/250/BT/6L2.6/5R/ CB_bg_0.3D_AN_EN11
AOP531h-06k	EMEA	Middle East	LU.S9206.055	AOP531h-06k EM XPPSRME9 MC UMACKk 1*2G/250/BT/6L2.6/5R/ CB_bg_0.3D_AN_ES81
AOP531h-06k	EMEA	Middle East	LU.S9206.054	AOP531h-06k EM XPPSRME6 MC UMACKk 1*2G/250/BT/6L2.6/5R/ CB_bg_0.3D_AN_ES61
AOP531h-06k	EMEA	Middle East	LU.S9206.058	AOP531h-06k EM XPPSRME4 MC UMACKk 1*2G/250/BT/6L2.6/5R/ CB_bg_0.3D_AN_ES61
AOP531h-06k	EMEA	Finland	LU.S9206.057	AOP531h-06k XPPSRFI2 MC UMACKk 1*2G/250/BT/6L2.6/5R/ CB_bg_0.3D_AN_SV41
AOP531h-06k	EMEA	Portugal	LU.S9206.056	AOP531h-06k XPPSRPT1 MC UMACKk 1*2G/250/BT/6L2.6/5R/ CB_bg_0.3D_AN_PT11
AOP531h-06k	EMEA	Middle East	LU.S9206.059	AOP531h-06k EM XPPSRME3 MC UMACKk 1*2G/250/BT/6L2.6/5R/ CB_bg_0.3D_AN_ES81
AOP531h-06k	EMEA	Poland	LU.S9206.050	AOP531h-06k XPPSRPL1 MC UMACKk 1*2G/250/BT/6L2.6/5R/ CB_bg_0.3D_AN_PL11
AOP531h-06k	EMEA	Norway	LU.S9206.051	AOP531h-06k XPPSRNO1 MC UMACKk 1*2G/250/BT/6L2.6/5R/ CB_bg_0.3D_AN_NO11
AOP531h-06k	EMEA	Russia	LU.S9206.053	AOP531h-06k XPPSRRU1 MC UMACKk 1*2G/250/BT/6L2.6/5R/ CB_bg_0.3D_AN_RU11
AOP531h-06k	EMEA	South Africa	LU.S9206.047	AOP531h-06k EM XPPSRZA1 MC UMACKk 1*2G/250/BT/6L2.6/5R/ CB_bg_0.3D_AN_ES81
AOP531h-06k	EMEA	South Africa	LU.S9206.045	AOP531h-06k EM XPPSRZA2 MC UMACKk 1*2G/250/BT/6L2.6/5R/ CB_bg_0.3D_AN_ES61
AOP531h-06k	EMEA	Ukraine	LU.S9206.048	AOP531h-06k XPPSRUK1 MC UMACKk 1*2G/250/BT/6L2.6/5R/ CB_bg_0.3D_AN_RU61
AOP531h-06k	EMEA	South Africa	LU.S9206.043	AOP531h-06k EM XPPSRZA1 MC UMACKk 1*1G/250/BT/3L/5R/ CB_bg_0.3D_AN_ES81

Model	RO	Country	Acer Part No	Description
AOP531h-06k	EMEA	Denmark	LU.S9206.041	AOP531h-06k XPPSRDK1 MC UMACKk 1*1G/250/BT/3L/5R/CB_bg_0.3D_AN_NO11
AOP531h-06k	EMEA	Denmark	LU.S9206.042	AOP531h-06k XPPSRDK2 MC UMACKk 1*1G/250/BT/3L/5R/CB_bg_0.3D_AN_ENS1
AOP531h-06k	EMEA	South Africa	LU.S9206.044	AOP531h-06k EM XPPSRZA2 MC UMACKk 1*1G/250/BT/3L/5R/CB_bg_0.3D_AN_ES61
AOP531h-06k	EMEA	Holland	LU.S9206.040	AOP531h-06k XPPSRNL1 MC UMACKk 1*1G/250/BT/3L/5R/CB_bg_0.3D_AN_NL11
AOP531h-06k	EMEA	Czech	LU.S9206.031	AOP531h-06k EM XPPSRCZ2 MC UMACKk 1*1G/250/BT/3L/5R/CB_bg_0.3D_AN_SK11
AOP531h-06k	EMEA	Sweden	LU.S9206.032	AOP531h-06k XPPSRSE1 MC UMACKk 1*1G/250/BT/3L/5R/CB_bg_0.3D_AN_FI11
AOP531h-06k	EMEA	Russia	LU.S9206.036	AOP531h-06k XPPSRRU1 MC UMACKk 1*1G/250/BT/3L/5R/CB_bg_0.3D_AN_RU11
AOP531h-06k	EMEA	Norway	LU.S9206.035	AOP531h-06k XPPSRNO1 MC UMACKk 1*1G/250/BT/3L/5R/CB_bg_0.3D_AN_NO11
AOP531h-06k	EMEA	Luxembourg	LU.S9206.034	AOP531h-06k XPPSRLU3 MC UMACKk 1*1G/250/BT/3L/5R/CB_bg_0.3D_AN_IT41
AOP531h-06k	EMEA	Austria	LU.S9206.033	AOP531h-06k XPPSRAT1 MC UMACKk 1*1G/250/BT/3L/5R/CB_bg_0.3D_AN_DE61
AOP531h-06k	EMEA	Finland	LU.S9206.023	AOP531h-06k XPPSRFI2 MC UMACKk 1*1G/250/BT/3L/5R/CB_bg_0.3D_AN_FI11
AOP531h-06k	EMEA	Finland	LU.S9206.022	AOP531h-06k XPPSRFI2 MC UMACKk 1*1G/250/BT/3L/5R/CB_bg_0.3D_AN_SV41
AOP531h-06k	EMEA	Finland	LU.S9206.021	AOP531h-06k XPPSRFI2 MC UMACKk 1*1G/250/BT/3L/5R/CB_bg_0.3D_AN_FI41
AOP531h-06k	EMEA	Middle East	LU.S9206.013	AOP531h-06k EM XPPSRME2 MC UMACKk 1*1G/250/BT/3L/5R/CB_bg_0.3D_AN_AR11
AOP531h-06k	EMEA	Middle East	LU.S9206.011	AOP531h-06k EM XPPSRME2 MC UMACKk 1*1G/250/BT/3L/5R/CB_bg_0.3D_AN_AR21
AOP531h-06k	EMEA	Italy	LU.S9206.016	AOP531h-06k XPPSRIT1 MC UMACKk 1*1G/250/BT/3L/5R/CB_bg_0.3D_AN_IT11
AOP531h-06k	EMEA	Finland	LU.S9206.017	AOP531h-06k XPPSRFI2 MC UMACKk 1*1G/250/BT/3L/5R/CB_bg_0.3D_AN_FI31
AOP531h-06k	EMEA	Israel	LU.S9206.015	AOP531h-06k XPPSRIL1 MC UMACKk 1*1G/250/BT/3L/5R/CB_bg_0.3D_AN_HE11
AOP531h-06k	EMEA	Portugal	LU.S9206.019	AOP531h-06k XPPSRPT1 MC UMACKk 1*1G/250/BT/3L/5R/CB_bg_0.3D_AN_PT11
AOP531h-06k	EMEA	Greece	LU.S9206.014	AOP531h-06k XPPSRGR1 MC UMACKk 1*1G/250/BT/3L/5R/CB_bg_0.3D_AN_EL31
AOP531h-06k	EMEA	Middle East	LU.S9206.012	AOP531h-06k EM XPPSRME9 MC UMACKk 1*1G/250/BT/3L/5R/CB_bg_0.3D_AN_ES81
AOP531h-06k	EMEA	Spain	LU.S9206.020	AOP531h-06k XPPSRES1 MC UMACKk 1*1G/250/BT/3L/5R/CB_bg_0.3D_AN_ES51
AOP531h-06k	EMEA	Middle East	LU.S9206.008	AOP531h-06k EM XPPSRME2 MC UMACKk 1*1G/250/BT/3L/5R/CB_bg_0.3D_AN_ES61
AOP531h-06k	EMEA	Middle East	LU.S9206.007	AOP531h-06k EM XPPSRME3 MC UMACKk 1*1G/250/BT/3L/5R/CB_bg_0.3D_AN_ES81
AOP531h-06k	EMEA	Middle East	LU.S9206.009	AOP531h-06k EM XPPSRME4 MC UMACKk 1*1G/250/BT/3L/5R/CB_bg_0.3D_AN_ES61
AOP531h-06k	EMEA	UK	LU.S9206.001	AOP531h-06k XPPSRGB1 MC UMACKk 1*1G/250/BT/3L/5R/CB_bg_0.3D_AN_EN11
AOP531h-06k	EMEA	Ukraine	LU.S9206.002	AOP531h-06k XPPSRUK1 MC UMACKk 1*1G/250/BT/3L/5R/CB_bg_0.3D_AN_RU61

Model	RO	Country	Acer Part No	Description
AOP531h-06k	EMEA	Switzerland	LU.S9206.006	AOP531h-06k XPPSRCH1 MC UMACKk 1*1G/250/BT/3L/5R/CB_bg_0.3D_AN_IT81
AOP531h-06k	EMEA	Switzerland	LU.S9206.005	AOP531h-06k XPPSRCH1 MC UMACKk 1*1G/250/BT/3L/5R/CB_bg_0.3D_AN_IT41
AOP531h-06k	EMEA	Middle East	LU.S9206.010	AOP531h-06k EM XPPSRME6 MC UMACKk 1*1G/250/BT/3L/5R/CB_bg_0.3D_AN_ES61
AOP531h-06k	EMEA	Poland	LU.S9206.004	AOP531h-06k XPPSRPL1 MC UMACKk 1*1G/250/BT/3L/5R/CB_bg_0.3D_AN_PL11
AOP531h-0Zk	EMEA	France	LU.S920Z.128	AOP531h-0Zk VB32SRFR1 MC UMACKk 1*1G/250/BT/3L/5R/CB_bg_0.3D_AN_ES81
AOP531h-0Zk	EMEA	Germany	LU.S920Z.127	AOP531h-0Zk VB32SRDE1 MC UMACKk 1*1G/250/BT/3L/5R/CB_bg_0.3D_AN_DE63
AOP531h-0Zk	EMEA	Denmark	LU.S920Z.129	AOP531h-0Zk VB32SRDK1 MC UMACKk 1*1G/250/BT/3L/5R/CB_bg_0.3D_AN_NO12
AOP531h-0Zk	EMEA	South Africa	LU.S920Z.130	AOP531h-0Zk EM VB32SRZA2 MC UMACKk 1*1G/250/BT/3L/5R/CB_bg_0.3D_AN_ES62
AOP531h-0Zk	EMEA	South Africa	LU.S920Z.121	AOP531h-0Zk EM VB32SRZA1 MC UMACKk 1*1G/250/BT/3L/5R/CB_bg_0.3D_AN_ES82
AOP531h-0Zk	EMEA	Austria	LU.S920Z.120	AOP531h-0Zk VB32SRAT1 MC UMACKk 1*1G/250/BT/3L/5R/CB_bg_0.3D_AN_DE62
AOP531h-0Zk	EMEA	Czech	LU.S920Z.118	AOP531h-0Zk EM VB32SRCZ2 MC UMACKk 1*1G/250/BT/3L/5R/CB_bg_0.3D_AN_SK11
AOP531h-0Zk	EMEA	Russia	LU.S920Z.122	AOP531h-0Zk VB32SRRU1 MC UMACKk 1*1G/250/BT/3L/5R/CB_bg_0.3D_AN_RU61
AOP531h-0Zk	EMEA	Sweden	LU.S920Z.119	AOP531h-0Zk VB32SRSE1 MC UMACKk 1*1G/250/BT/3L/5R/CB_bg_0.3D_AN_FI12
AOP531h-0Zk	EMEA	Czech	LU.S920Z.117	AOP531h-0Zk EM VB32SRCZ2 MC UMACKk 1*1G/250/BT/3L/5R/CB_bg_0.3D_AN_SK12
AOP531h-0Zk	EMEA	Norway	LU.S920Z.126	AOP531h-0Zk VB32SRNO1 MC UMACKk 1*1G/250/BT/3L/5R/CB_bg_0.3D_AN_NO12
AOP531h-0Zk	EMEA	Luxembourg	LU.S920Z.125	AOP531h-0Zk VB32SRLU3 MC UMACKk 1*1G/250/BT/3L/5R/CB_bg_0.3D_AN_IT42
AOP531h-0Zk	EMEA	Holland	LU.S920Z.124	AOP531h-0Zk VB32SRNL1 MC UMACKk 1*1G/250/BT/3L/5R/CB_bg_0.3D_AN_NL12
AOP531h-0Zk	EMEA	Belgium	LU.S920Z.123	AOP531h-0Zk VB32SRBE1 MC UMACKk 1*1G/250/BT/3L/5R/CB_bg_0.3D_AN_NL12
AOP531h-0Zk	EMEA	Portugal	LU.S920Z.107	AOP531h-0Zk VB32SRPT1 MC UMACKk 1*1G/250/BT/3L/5R/CB_bg_0.3D_AN_PT12
AOP531h-0Zk	EMEA	Finland	LU.S920Z.109	AOP531h-0Zk VB32SRFI2 MC UMACKk 1*1G/250/BT/3L/5R/CB_bg_0.3D_AN_FI12
AOP531h-0Zk	EMEA	Finland	LU.S920Z.112	AOP531h-0Zk VB32SRFI2 MC UMACKk 1*1G/250/BT/3L/5R/CB_bg_0.3D_AN_SV42
AOP531h-0Zk	EMEA	Finland	LU.S920Z.110	AOP531h-0Zk VB32SRFI2 MC UMACKk 1*1G/250/BT/3L/5R/CB_bg_0.3D_AN_FI32
AOP531h-0Zk	EMEA	Finland	LU.S920Z.111	AOP531h-0Zk VB32SRFI2 MC UMACKk 1*1G/250/BT/3L/5R/CB_bg_0.3D_AN_FI42
AOP531h-0Zk	EMEA	Middle East	LU.S920Z.102	AOP531h-0Zk EM VB32SRME2 MC UMACKk 1*1G/250/BT/3L/5R/CB_bg_0.3D_AN_AR12
AOP531h-0Zk	EMEA	Middle East	LU.S920Z.098	AOP531h-0Zk EM VB32SRME2 MC UMACKk 1*1G/250/BT/3L/5R/CB_bg_0.3D_AN_AR22
AOP531h-0Zk	EMEA	Middle East	LU.S920Z.101	AOP531h-0Zk EM VB32SRME4 MC UMACKk 1*1G/250/BT/3L/5R/CB_bg_0.3D_AN_ES62
AOP531h-0Zk	EMEA	Greece	LU.S920Z.105	AOP531h-0Zk VB32SRGR1 MC UMACKk 1*1G/250/BT/3L/5R/CB_bg_0.3D_AN_EL32

Model	RO	Country	Acer Part No	Description
AOP531h-0Zk	EMEA	Middle East	LU.S920Z.099	AOP531h-0Zk EM VB32SRME6 MC UMACKk 1*1G/250/BT/3L/5R/CB_bg_0.3D_AN_ES62
AOP531h-0Zk	EMEA	Middle East	LU.S920Z.097	AOP531h-0Zk EM VB32SRME3 MC UMACKk 1*1G/250/BT/3L/5R/CB_bg_0.3D_AN_ES82
AOP531h-0Zk	EMEA	Italy	LU.S920Z.106	AOP531h-0Zk VB32SRIT1 MC UMACKk 1*1G/250/BT/3L/5R/CB_bg_0.3D_AN_IT14
AOP531h-0Zk	EMEA	Spain	LU.S920Z.103	AOP531h-0Zk VB32SRSE1 MC UMACKk 1*1G/250/BT/3L/5R/CB_bg_0.3D_AN_ES52
AOP531h-0Zk	EMEA	Middle East	LU.S920Z.096	AOP531h-0Zk EM VB32SRME2 MC UMACKk 1*1G/250/BT/3L/5R/CB_bg_0.3D_AN_ES62
AOP531h-0Zk	EMEA	Middle East	LU.S920Z.091	AOP531h-0Zk EM VB32SRME9 MC UMACKk 1*1G/250/BT/3L/5R/CB_bg_0.3D_AN_ES82
AOP531h-0Zk	EMEA	Switzerland	LU.S920Z.093	AOP531h-0Zk VB32SRCH1 MC UMACKk 1*1G/250/BT/3L/5R/CB_bg_0.3D_AN_IT42
AOP531h-0Zk	EMEA	Ukraine	LU.S920Z.095	AOP531h-0Zk VB32SRUK1 MC UMACKk 1*1G/250/BT/3L/5R/CB_bg_0.3D_AN_RU62
AOP531h-0Zk	EMEA	Switzerland	LU.S920Z.094	AOP531h-0Zk VB32SRCH1 MC UMACKk 1*1G/250/BT/3L/5R/CB_bg_0.3D_AN_IT82
AOP531h-1Bk	WW	GCTWN	S2.S920B.001	AOP531h-1Bk AOXPHSTWW1 MC UMACKk / 160/BT/6L/5R/CB_bg_0.3D_AN_ENX1
AOP531h-0Zk	EMEA	Spain	LU.S920Z.077	AOP531h-0Zk VB32SRSE1 MC UMACKk 1*1G/250/BT/3L/5R/CB_bg_0.3D_AN_ES51
AOP531h-0Zk	EMEA	Norway	LU.S920Z.088	AOP531h-0Zk VB32SRNO1 MC UMACKk 1*1G/250/BT/3L/5R/CB_bg_0.3D_AN_NO11
AOP531h-0Zk	EMEA	Sweden	LU.S920Z.080	AOP531h-0Zk VB32SRSE1 MC UMACKk 1*1G/250/BT/3L/5R/CB_bg_0.3D_AN_F111
AOP531h-0Zk	EMEA	Portugal	LU.S920Z.078	AOP531h-0Zk VB32SRPT1 MC UMACKk 1*1G/250/BT/3L/5R/CB_bg_0.3D_AN_PT11
AOP531h-0Zk	EMEA	Russia	LU.S920Z.081	AOP531h-0Zk VB32SRRU1 MC UMACKk 1*1G/250/BT/3L/5R/CB_bg_0.3D_AN_RU11
AOP531h-0Zk	EMEA	Greece	LU.S920Z.076	AOP531h-0Zk VB32SRGR1 MC UMACKk 1*1G/250/BT/3L/5R/CB_bg_0.3D_AN_EL31
AOP531h-0Zk	EMEA	Luxembourg	LU.S920Z.082	AOP531h-0Zk VB32SRLU3 MC UMACKk 1*1G/250/BT/3L/5R/CB_bg_0.3D_AN_IT41
AOP531h-0Zk	EMEA	France	LU.S920Z.085	AOP531h-0Zk VB32SRFR1 MC UMACKk 1*1G/250/BT/3L/5R/CB_bg_0.3D_AN_FR21
AOP531h-0Zk	EMEA	Belgium	LU.S920Z.083	AOP531h-0Zk VB32SRBE1 MC UMACKk 1*1G/250/BT/3L/5R/CB_bg_0.3D_AN_NL11
AOP531h-0Zk	EMEA	Germany	LU.S920Z.084	AOP531h-0Zk VB32SRDE1 MC UMACKk 1*1G/250/BT/3L/5R/CB_bg_0.3D_AN_DE61
AOP531h-0Zk	EMEA	Austria	LU.S920Z.089	AOP531h-0Zk VB32SRAT1 MC UMACKk 1*1G/250/BT/3L/5R/CB_bg_0.3D_AN_DE61
AOP531h-0Zk	EMEA	Germany	LU.S920Z.086	AOP531h-0Zk VB32SRDE1 MC UMACKk 1*1G/250/BT/3L/5R/CB_bg_0.3D_AN_DE11
AOP531h-0Zk	EMEA	Holland	LU.S920Z.087	AOP531h-0Zk VB32SRNL1 MC UMACKk 1*1G/250/BT/3L/5R/CB_bg_0.3D_AN_NL11
AOP531h-0Zk	EMEA	Middle East	LU.S920Z.060	AOP531h-0Zk EM VB32SRME2 MC UMACKk 1*1G/250/BT/3L/5R/CB_bg_0.3D_AN_AR11
AOP531h-0Zk	EMEA	South Africa	LU.S920Z.036	AOP531h-0Zk EM VB32SRZA1 MC UMACKk 1*2G/250/BT/6L2.6/5R/CB_bg_0.3D_AN_ES81
AOP531h-0Zk	EMEA	Norway	LU.S920Z.031	AOP531h-0Zk VB32SRNO1 MC UMACKk 1*2G/250/BT/6L2.6/5R/CB_bg_0.3D_AN_NO11

Model	RO	Country	Acer Part No	Description
AOP531h-0Zk	EMEA	Finland	LU.S920Z.071	AOP531h-0Zk VB32SRFI2 MC UMACKk 1*1G/250/BT/3L/5R/CB_bg_0.3D_AN_FI11
AOP531h-0Zk	EMEA	Sweden	LU.S920Z.045	AOP531h-0Zk VB32SRSE1 MC UMACKk 1*2G/250/BT/6L2.6/5R/CB_bg_0.3D_AN_FI11
AOP531h-0Zk	EMEA	Israel	LU.S920Z.061	AOP531h-0Zk VB32SRIL1 MC UMACKk 1*1G/250/BT/3L/5R/CB_bg_0.3D_AN_HE11
AOP531h-0Zk	EMEA	UK	LU.S920Z.054	AOP531h-0Zk VB32SRGB1 MC UMACKk 1*1G/250/BT/3L/5R/CB_bg_0.3D_AN_EN11
AOP531h-0Zk	EMEA	Russia	LU.S920Z.042	AOP531h-0Zk VB32SRRU1 MC UMACKk 1*2G/250/BT/6L2.6/5R/CB_bg_0.3D_AN_RU11
AOP531h-0Zk	EMEA	Ukraine	LU.S920Z.053	AOP531h-0Zk VB32SRUK1 MC UMACKk 1*1G/250/BT/3L/5R/CB_bg_0.3D_AN_RU61
AOP531h-0Zk	EMEA	Middle East	LU.S920Z.048	AOP531h-0Zk EM VB32SRME4 MC UMACKk 1*1G/250/BT/3L/5R/CB_bg_0.3D_AN_ES61
AOP531h-0Zk	EMEA	South Africa	LU.S920Z.035	AOP531h-0Zk EM VB32SRZA2 MC UMACKk 1*2G/250/BT/6L2.6/5R/CB_bg_0.3D_AN_ES61
AOP531h-0Zk	EMEA	Poland	LU.S920Z.049	AOP531h-0Zk VB32SRPL1 MC UMACKk 1*1G/250/BT/3L/5R/CB_bg_0.3D_AN_PL11
AOP531h-0Zk	EMEA	Middle East	LU.S920Z.047	AOP531h-0Zk EM VB32SRME6 MC UMACKk 1*1G/250/BT/3L/5R/CB_bg_0.3D_AN_ES61
AOP531h-0Zk	EMEA	Denmark	LU.S920Z.074	AOP531h-0Zk VB32SRDK2 MC UMACKk 1*1G/250/BT/3L/5R/CB_bg_0.3D_AN_ENS1
AOP531h-0Zk	EMEA	Denmark	LU.S920Z.037	AOP531h-0Zk VB32SRDK2 MC UMACKk 1*2G/250/BT/6L2.6/5R/CB_bg_0.3D_AN_ENS1
AOP531h-0Zk	EMEA	Belgium	LU.S920Z.040	AOP531h-0Zk VB32SRBE1 MC UMACKk 1*2G/250/BT/6L2.6/5R/CB_bg_0.3D_AN_NL11
AOP531h-0Zk	EMEA	Denmark	LU.S920Z.075	AOP531h-0Zk VB32SRDK1 MC UMACKk 1*1G/250/BT/3L/5R/CB_bg_0.3D_AN_NO11
AOP531h-0Zk	EMEA	Denmark	LU.S920Z.038	AOP531h-0Zk VB32SRDK1 MC UMACKk 1*2G/250/BT/6L2.6/5R/CB_bg_0.3D_AN_NO11
AOP531h-0Zk	EMEA	Middle East	LU.S920Z.056	AOP531h-0Zk EM VB32SRME3 MC UMACKk 1*1G/250/BT/3L/5R/CB_bg_0.3D_AN_ES81
AOP531h-0Zk	EMEA	Luxembourg	LU.S920Z.041	AOP531h-0Zk VB32SRLU3 MC UMACKk 1*2G/250/BT/6L2.6/5R/CB_bg_0.3D_AN_IT41
AOP531h-0Zk	EMEA	Switzerland	LU.S920Z.051	AOP531h-0Zk VB32SRCH1 MC UMACKk 1*1G/250/BT/3L/5R/CB_bg_0.3D_AN_IT41
AOP531h-0Zk	EMEA	Austria	LU.S920Z.044	AOP531h-0Zk VB32SRAT1 MC UMACKk 1*2G/250/BT/6L2.6/5R/CB_bg_0.3D_AN_DE61
AOP531h-0Zk	EMEA	Germany	LU.S920Z.033	AOP531h-0Zk VB32SRDE1 MC UMACKk 1*2G/250/BT/6L2.6/5R/CB_bg_0.3D_AN_DE11
AOP531h-0Zk	EMEA	Germany	LU.S920Z.039	AOP531h-0Zk VB32SRDE1 MC UMACKk 1*2G/250/BT/6L2.6/5R/CB_bg_0.3D_AN_DE61
AOP531h-0Zk	EMEA	South Africa	LU.S920Z.072	AOP531h-0Zk EM VB32SRZA2 MC UMACKk 1*1G/250/BT/3L/5R/CB_bg_0.3D_AN_ES61
AOP531h-0Zk	EMEA	Holland	LU.S920Z.032	AOP531h-0Zk VB32SRNL1 MC UMACKk 1*2G/250/BT/6L2.6/5R/CB_bg_0.3D_AN_NL11

Model	RO	Country	Acer Part No	Description
AOP531h-0Zk	EMEA	South Africa	LU.S920Z.073	AOP531h-0Zk EM VB32SRZA1 MC UMACKk 1*1G/250/BT/3L/5R/CB_bg_0.3D_AN_ES81
AOP531h-0Zk	EMEA	Italy	LU.S920Z.058	AOP531h-0Zk VB32SRIT1 MC UMACKk 1*1G/250/BT/3L/5R/CB_bg_0.3D_AN_IT12
AOP531h-0Zk	EMEA	Italy	LU.S920Z.059	AOP531h-0Zk VB32SRIT1 MC UMACKk 1*1G/250/BT/3L/5R/CB_bg_0.3D_AN_IT11
AOP531h-0Zk	EMEA	Middle East	LU.S920Z.055	AOP531h-0Zk EM VB32SRME9 MC UMACKk 1*1G/250/BT/3L/5R/CB_bg_0.3D_AN_ES81
AOP531h-0Zk	EMEA	Middle East	LU.S920Z.046	AOP531h-0Zk EM VB32SRME2 MC UMACKk 1*1G/250/BT/3L/5R/CB_bg_0.3D_AN_ES61
AOP531h-0Zk	EMEA	Middle East	LU.S920Z.057	AOP531h-0Zk EM VB32SRME2 MC UMACKk 1*1G/250/BT/3L/5R/CB_bg_0.3D_AN_AR21
AOP531h-0Zk	EMEA	Middle East	LU.S920Z.021	AOP531h-0Zk EM VB32SRME2 MC UMACKk 1*2G/250/BT/6L2.6/5R/CB_bg_0.3D_AN_AR11
AOP531h-0Zk	EMEA	Middle East	LU.S920Z.022	AOP531h-0Zk EM VB32SRME2 MC UMACKk 1*2G/250/BT/6L2.6/5R/CB_bg_0.3D_AN_AR21
AOP531h-0Zk	EMEA	Finland	LU.S920Z.011	AOP531h-0Zk VB32SRF12 MC UMACKk 1*2G/250/BT/6L2.6/5R/CB_bg_0.3D_AN_FI11
AOP531h-0Zk	EMEA	Israel	LU.S920Z.018	AOP531h-0Zk VB32SRIL1 MC UMACKk 1*2G/250/BT/6L2.6/5R/CB_bg_0.3D_AN_HE11
AOP531h-0Zk	EMEA	Portugal	LU.S920Z.015	AOP531h-0Zk VB32SRPT1 MC UMACKk 1*2G/250/BT/6L2.6/5R/CB_bg_0.3D_AN_PT11
AOP531h-0Zk	EMEA	UK	LU.S920Z.001	AOP531h-0Zk VB32SRGB1 MC UMACKk 1*2G/250/BT/6L2.6/5R/CB_bg_0.3D_AN_EN11
AOP531h-0Zk	EMEA	Ukraine	LU.S920Z.002	AOP531h-0Zk VB32SRUK1 MC UMACKk 1*2G/250/BT/6L2.6/5R/CB_bg_0.3D_AN_RU61
AOP531h-0Zk	EMEA	Middle East	LU.S920Z.004	AOP531h-0Zk EM VB32SRME4 MC UMACKk 1*2G/250/BT/6L2.6/5R/CB_bg_0.3D_AN_ES61
AOP531h-0Zk	EMEA	Greece	LU.S920Z.017	AOP531h-0Zk VB32SRGR1 MC UMACKk 1*2G/250/BT/6L2.6/5R/CB_bg_0.3D_AN_EL31
AOP531h-0Zk	EMEA	Switzerland	LU.S920Z.003	AOP531h-0Zk VB32SRCH1 MC UMACKk 1*2G/250/BT/6L2.6/5R/CB_bg_0.3D_AN_IT41
AOP531h-0Zk	EMEA	Poland	LU.S920Z.005	AOP531h-0Zk VB32SRPL1 MC UMACKk 1*2G/250/BT/6L2.6/5R/CB_bg_0.3D_AN_PL11
AOP531h-0Zk	EMEA	Middle East	LU.S920Z.008	AOP531h-0Zk EM VB32SRME6 MC UMACKk 1*2G/250/BT/6L2.6/5R/CB_bg_0.3D_AN_ES61
AOP531h-0Zk	EMEA	Middle East	LU.S920Z.023	AOP531h-0Zk EM VB32SRME3 MC UMACKk 1*2G/250/BT/6L2.6/5R/CB_bg_0.3D_AN_ES81
AOP531h-0Zk	EMEA	Italy	LU.S920Z.020	AOP531h-0Zk VB32SRIT1 MC UMACKk 1*2G/250/BT/6L2.6/5R/CB_bg_0.3D_AN_IT12
AOP531h-0Zk	EMEA	Italy	LU.S920Z.019	AOP531h-0Zk VB32SRIT1 MC UMACKk 1*2G/250/BT/6L2.6/5R/CB_bg_0.3D_AN_IT11
AOP531h-0Zk	EMEA	Middle East	LU.S920Z.024	AOP531h-0Zk EM VB32SRME9 MC UMACKk 1*2G/250/BT/6L2.6/5R/CB_bg_0.3D_AN_ES81



Model	RO	Country	Acer Part No	Description
AOP531h-0Zk	EMEA	Spain	LU.S920Z.016	AOP531h-0Zk VB32SRES1 MC UMACKk 1*2G/250/BT/6L2.6/5R/ CB_bg_0.3D_AN_ES51
AOP531h-0Zk	EMEA	Middle East	LU.S920Z.025	AOP531h-0Zk EM VB32SRME2 MC UMACKk 1*2G/250/BT/6L2.6/5R/ CB_bg_0.3D_AN_ES61
AOP531h-1BGk	CHINA	Hong Kong	LU.S910B.004	AOP531h-1BGk AOXPHSRHK2 MC UMAGCkk 1*1G/160/BT/6L/5R/ CB_bg_0.3D_3G_BAG_AN_ZH31
AOP531h-0ZGk	EMEA	UK	LU.S910Z.071	AOP531h-0ZGk VB32SRGB1 MC UMAGCkk 1*2G/250/BT/6L2.6/5R/ CB_bg_0.3D_3G_AN_EN12
AOP531h-0ZGk	EMEA	UK	LU.S910Z.112	AOP531h-0ZGk VB32SRGB1 MC UMAGCkk 1*2G/250/6L2.6/5R/ CB_bg_0.3D_3G_AN_EN12
AOP531h-0ZGk	EMEA	UK	LU.S910Z.273	AOP531h-0ZGk VB32SRGB1 MC UMAGCkk 1*2G/S64G_2.5/BT/6L2.6/5R/ CB_bg_0.3D_3G_AN_EN12
AOP531h-15Gk	CHINA	China	LU.S9105.001	AOP531h-15Gk XPHSTCN1 MC UMAGCkk 1*1G/160/BT/3L/5R/ CB_bg_0.3D_3G_BAG_AN_SC11
AOP531h-06Gk	EMEA	Germany	LU.S9106.080	AOP531h-06Gk XPPSRDE1 MC UMAGCkk 1*2G/S64G_2.5/BT/6L2.6/5R/ CB_bg_0.3D_3G_AN_DE11
AOP531h-06Gk	EMEA	Germany	LU.S9106.037	AOP531h-06Gk XPPSRDE1 MC UMAGCkk 1*2G/250/BT/6L2.6/5R/ CB_bg_0.3D_3G_AN_DE11
AOP531h-06Gk	EMEA	Germany	LU.S9106.128	AOP531h-06Gk XPPSRDE1 MC UMAGCkk 1*2G/250/6L2.6/5R/ CB_bg_0.3D_3G_AN_DE11
AOP531h-06Gk	EMEA	Belgium	LU.S9106.050	AOP531h-06Gk XPPSRBE1 MC UMAGCkk 1*2G/S64G_2.5/BT/6L2.6/5R/ CB_bg_0.3D_3G_AN_NL11
AOP531h-06Gk	EMEA	Belgium	LU.S9106.041	AOP531h-06Gk XPPSRBE1 MC UMAGCkk 1*2G/250/BT/6L2.6/5R/ CB_bg_0.3D_3G_AN_NL11
AOP531h-06Gk	EMEA	Belgium	LU.S9106.127	AOP531h-06Gk XPPSRBE1 MC UMAGCkk 1*2G/250/6L2.6/5R/ CB_bg_0.3D_3G_AN_NL11
AOP531h-06Gk	EMEA	Hungary	LU.S9106.084	AOP531h-06Gk XPPSRHU1 MC UMAGCkk 1*2G/S64G_2.5/BT/6L2.6/5R/ CB_bg_0.3D_3G_AN_HU11
AOP531h-06Gk	EMEA	Turkey	LU.S9106.007	AOP531h-06Gk XPPSRTR1 MC UMAGCkk 1*2G/250/BT/6L2.6/5R/ CB_bg_0.3D_3G_AN_TR31
AOP531h-06Gk	EMEA	Turkey	LU.S9106.113	AOP531h-06Gk XPPSRTR1 MC UMAGCkk 1*2G/250/6L2.6/5R/ CB_bg_0.3D_3G_AN_TR31
AOP531h-06Gk	EMEA	Turkey	LU.S9106.056	AOP531h-06Gk XPPSRTR1 MC UMAGCkk 1*2G/S64G_2.5/BT/6L2.6/5R/ CB_bg_0.3D_3G_AN_TR31
AOP531h-06Gk	EMEA	Hungary	LU.S9106.105	AOP531h-06Gk XPPSRHU1 MC UMAGCkk 1*2G/250/6L2.6/5R/ CB_bg_0.3D_3G_AN_HU11
AOP531h-06Gk	EMEA	Hungary	LU.S9106.016	AOP531h-06Gk XPPSRHU1 MC UMAGCkk 1*2G/250/BT/6L2.6/5R/ CB_bg_0.3D_3G_AN_HU11



Model	RO	Country	Acer Part No	Description
AOP531h-06Gk	EMEA	Eastern Europe	LU.S9106.074	AOP531h-06Gk XPPSREU7 MC UMAGCkk 1*2G/S64G_2.5/BT/6L2.6/5R/ CB_bg_0.3D_3G_AN_SL11
AOP531h-06Gk	EMEA	Eastern Europe	LU.S9106.082	AOP531h-06Gk XPPSREU7 MC UMAGCkk 1*2G/S64G_2.5/BT/6L2.6/5R/ CB_bg_0.3D_3G_AN_ENQ1
AOP531h-06Gk	EMEA	Eastern Europe	LU.S9106.030	AOP531h-06Gk XPPSREU7 MC UMAGCkk 1*2G/250/BT/6L2.6/5R/ CB_bg_0.3D_3G_AN_SL11
AOP531h-06Gk	EMEA	Eastern Europe	LU.S9106.118	AOP531h-06Gk XPPSREU7 MC UMAGCkk 1*2G/250/6L2.6/5R/ CB_bg_0.3D_3G_AN_ENQ1
AOP531h-06Gk	EMEA	Eastern Europe	LU.S9106.028	AOP531h-06Gk XPPSREU7 MC UMAGCkk 1*2G/250/BT/6L2.6/5R/ CB_bg_0.3D_3G_AN_ES61
AOP531h-06Gk	EMEA	Eastern Europe	LU.S9106.116	AOP531h-06Gk XPPSREU7 MC UMAGCkk 1*2G/250/6L2.6/5R/ CB_bg_0.3D_3G_AN_SL11
AOP531h-06Gk	EMEA	Eastern Europe	LU.S9106.119	AOP531h-06Gk XPPSREU7 MC UMAGCkk 1*2G/250/6L2.6/5R/ CB_bg_0.3D_3G_AN_ES61
AOP531h-06Gk	EMEA	Eastern Europe	LU.S9106.060	AOP531h-06Gk XPPSREU7 MC UMAGCkk 1*2G/S64G_2.5/BT/6L2.6/5R/ CB_bg_0.3D_3G_AN_ES61
AOP531h-06Gk	EMEA	Eastern Europe	LU.S9106.044	AOP531h-06Gk XPPSREU5 MC UMAGCkk 1*2G/250/BT/6L2.6/5R/ CB_bg_0.3D_3G_AN_RO11
AOP531h-06Gk	EMEA	Eastern Europe	LU.S9106.067	AOP531h-06Gk XPPSREU5 MC UMAGCkk 1*2G/S64G_2.5/BT/6L2.6/5R/ CB_bg_0.3D_3G_AN_RO11
AOP531h-06Gk	EMEA	Eastern Europe	LU.S9106.031	AOP531h-06Gk XPPSREU5 MC UMAGCkk 1*2G/250/BT/6L2.6/5R/ CB_bg_0.3D_3G_AN_PL11
AOP531h-06Gk	EMEA	Eastern Europe	LU.S9106.081	AOP531h-06Gk XPPSREU5 MC UMAGCkk 1*2G/S64G_2.5/BT/6L2.6/5R/ CB_bg_0.3D_3G_AN_PL11
AOP531h-06Gk	EMEA	Eastern Europe	LU.S9106.110	AOP531h-06Gk XPPSREU5 MC UMAGCkk 1*2G/250/6L2.6/5R/ CB_bg_0.3D_3G_AN_PL11
AOP531h-06Gk	EMEA	Eastern Europe	LU.S9106.043	AOP531h-06Gk XPPSREU7 MC UMAGCkk 1*2G/250/BT/6L2.6/5R/ CB_bg_0.3D_3G_AN_ENQ1
AOP531h-06Gk	EMEA	Eastern Europe	LU.S9106.111	AOP531h-06Gk XPPSREU4 MC UMAGCkk 1*2G/250/6L2.6/5R/ CB_bg_0.3D_3G_AN_FI11
AOP531h-06Gk	EMEA	Eastern Europe	LU.S9106.032	AOP531h-06Gk XPPSREU4 MC UMAGCkk 1*2G/250/BT/6L2.6/5R/ CB_bg_0.3D_3G_AN_FI11
AOP531h-06Gk	EMEA	Eastern Europe	LU.S9106.117	AOP531h-06Gk XPPSREU5 MC UMAGCkk 1*2G/250/6L2.6/5R/ CB_bg_0.3D_3G_AN_RO11
AOP531h-06Gk	EMEA	Eastern Europe	LU.S9106.062	AOP531h-06Gk XPPSREU4 MC UMAGCkk 1*2G/S64G_2.5/BT/6L2.6/5R/ CB_bg_0.3D_3G_AN_FI11
AOP531h-06Gk	EMEA	Eastern Europe	LU.S9106.033	AOP531h-06Gk XPPSREU3 MC UMAGCkk 1*2G/250/BT/6L2.6/5R/ CB_bg_0.3D_3G_AN_RU21

Model	RO	Country	Acer Part No	Description
AOP531h-06Gk	EMEA	Eastern Europe	LU.S9106.075	AOP531h-06Gk XPPSREU3 MC UMAGCkk 1*2G/S64G_2.5/BT/6L2.6/5R/ CB_bg_0.3D_3G_AN_RU21
AOP531h-06Gk	EMEA	Eastern Europe	LU.S9106.112	AOP531h-06Gk XPPSREU3 MC UMAGCkk 1*2G/250/6L2.6/5R/ CB_bg_0.3D_3G_AN_RU21
AOP531h-0ZGk	EMEA	Turkey	LU.S910Z.258	AOP531h-0ZGk VB32SRTR1 MC UMAGCkk 1*2G/S64G_2.5/BT/6L2.6/5R/ CB_bg_0.3D_3G_AN_TR31
AOP531h-0ZGk	EMEA	Hungary	LU.S910Z.115	AOP531h-0ZGk VB32SRHU1 MC UMAGCkk 1*2G/250/6L2.6/5R/ CB_bg_0.3D_3G_AN_HU11
AOP531h-0ZGk	EMEA	Hungary	LU.S910Z.031	AOP531h-0ZGk VB32SRHU1 MC UMAGCkk 1*2G/250/BT/6L2.6/5R/ CB_bg_0.3D_3G_AN_HU12
AOP531h-0ZGk	EMEA	Hungary	LU.S910Z.306	AOP531h-0ZGk VB32SRHU1 MC UMAGCkk 1*2G/S64G_2.5/BT/6L2.6/5R/ CB_bg_0.3D_3G_AN_HU11
AOP531h-0ZGk	EMEA	Hungary	LU.S910Z.030	AOP531h-0ZGk VB32SRHU1 MC UMAGCkk 1*2G/250/BT/6L2.6/5R/ CB_bg_0.3D_3G_AN_HU11
AOP531h-0ZGk	EMEA	Hungary	LU.S910Z.132	AOP531h-0ZGk VB32SRHU1 MC UMAGCkk 1*2G/250/6L2.6/5R/ CB_bg_0.3D_3G_AN_HU12
AOP531h-0ZGk	EMEA	Hungary	LU.S910Z.308	AOP531h-0ZGk VB32SRHU1 MC UMAGCkk 1*2G/S64G_2.5/BT/6L2.6/5R/ CB_bg_0.3D_3G_AN_HU12
AOP531h-0ZGk	EMEA	Turkey	LU.S910Z.005	AOP531h-0ZGk VB32SRTR1 MC UMAGCkk 1*2G/250/BT/6L2.6/5R/ CB_bg_0.3D_3G_AN_TR31
AOP531h-1ZGk	AAP	Thailand	LU.S910Z.163	AOP531h-1ZGk VB32SRTH1 MC UMAGCkk 1*2G/250/6L2.6/5R/ CB_bg_0.3D_3G_BAG_AN_TH21
AOP531h-1ZGk	AAP	Thailand	LU.S910Z.164	AOP531h-1ZGk VB32SRTH1 MC UMAGCkk 1*2G/250/BT/6L2.6/5R/ CB_bg_0.3D_3G_BAG_AN_TH21
AOP531h-0ZGk	EMEA	Turkey	LU.S910Z.091	AOP531h-0ZGk VB32SRTR1 MC UMAGCkk 1*2G/250/6L2.6/5R/ CB_bg_0.3D_3G_AN_TR31
AOP531h-0ZGk	EMEA	Eastern Europe	LU.S910Z.141	AOP531h-0ZGk VB32SREU7 MC UMAGCkk 1*2G/250/6L2.6/5R/ CB_bg_0.3D_3G_AN_ES62
AOP531h-0ZGk	EMEA	Eastern Europe	LU.S910Z.044	AOP531h-0ZGk VB32SREU7 MC UMAGCkk 1*2G/250/BT/6L2.6/5R/ CB_bg_0.3D_3G_AN_SL11
AOP531h-0ZGk	EMEA	Eastern Europe	LU.S910Z.246	AOP531h-0ZGk VB32SREU7 MC UMAGCkk 1*2G/S64G_2.5/BT/6L2.6/5R/ CB_bg_0.3D_3G_AN_SL11
AOP531h-0ZGk	EMEA	Eastern Europe	LU.S910Z.252	AOP531h-0ZGk VB32SREU7 MC UMAGCkk 1*2G/S64G_2.5/BT/6L2.6/5R/ CB_bg_0.3D_3G_AN_SL12
AOP531h-0ZGk	EMEA	Eastern Europe	LU.S910Z.249	AOP531h-0ZGk VB32SREU7 MC UMAGCkk 1*2G/S64G_2.5/BT/6L2.6/5R/ CB_bg_0.3D_3G_AN_ES62
AOP531h-0ZGk	EMEA	Eastern Europe	LU.S910Z.043	AOP531h-0ZGk VB32SREU7 MC UMAGCkk 1*2G/250/BT/6L2.6/5R/ CB_bg_0.3D_3G_AN_SL12

Model	RO	Country	Acer Part No	Description
AOP531h-0ZGk	EMEA	Eastern Europe	LU.S910Z.045	AOP531h-0ZGk VB32SREU7 MC UMAGCkk 1*2G/250/BT/6L2.6/5R/ CB_bg_0.3D_3G_AN_ES62
AOP531h-0ZGk	EMEA	Eastern Europe	LU.S910Z.125	AOP531h-0ZGk VB32SREU7 MC UMAGCkk 1*2G/250/6L2.6/5R/ CB_bg_0.3D_3G_AN_SL11
AOP531h-0ZGk	EMEA	Eastern Europe	LU.S910Z.126	AOP531h-0ZGk VB32SREU7 MC UMAGCkk 1*2G/250/6L2.6/5R/ CB_bg_0.3D_3G_AN_SL12
AOP531h-0ZGk	EMEA	Eastern Europe	LU.S910Z.275	AOP531h-0ZGk VB32SREU5 MC UMAGCkk 1*2G/S64G_2.5/BT/6L2.6/5R/ CB_bg_0.3D_3G_AN_RO12
AOP531h-0ZGk	EMEA	Eastern Europe	LU.S910Z.138	AOP531h-0ZGk VB32SREU7 MC UMAGCkk 1*2G/250/6L2.6/5R/ CB_bg_0.3D_3G_AN_ENQ1
AOP531h-0ZGk	EMEA	Eastern Europe	LU.S910Z.314	AOP531h-0ZGk VB32SREU7 MC UMAGCkk 1*2G/S64G_2.5/BT/6L2.6/5R/ CB_bg_0.3D_3G_AN_ENQ2
AOP531h-0ZGk	EMEA	Eastern Europe	LU.S910Z.278	AOP531h-0ZGk VB32SREU7 MC UMAGCkk 1*2G/S64G_2.5/BT/6L2.6/5R/ CB_bg_0.3D_3G_AN_ENQ1
AOP531h-0ZGk	EMEA	Eastern Europe	LU.S910Z.280	AOP531h-0ZGk VB32SREU7 MC UMAGCkk 1*2G/S64G_2.5/BT/6L2.6/5R/ CB_bg_0.3D_3G_AN_ES61
AOP531h-0ZGk	EMEA	Eastern Europe	LU.S910Z.046	AOP531h-0ZGk VB32SREU7 MC UMAGCkk 1*2G/250/BT/6L2.6/5R/ CB_bg_0.3D_3G_AN_ES61
AOP531h-0ZGk	EMEA	Eastern Europe	LU.S910Z.047	AOP531h-0ZGk VB32SREU7 MC UMAGCkk 1*2G/250/BT/6L2.6/5R/ CB_bg_0.3D_3G_AN_ENQ2
AOP531h-0ZGk	EMEA	Eastern Europe	LU.S910Z.048	AOP531h-0ZGk VB32SREU7 MC UMAGCkk 1*2G/250/BT/6L2.6/5R/ CB_bg_0.3D_3G_AN_ENQ1
AOP531h-0ZGk	EMEA	Eastern Europe	LU.S910Z.139	AOP531h-0ZGk VB32SREU7 MC UMAGCkk 1*2G/250/6L2.6/5R/ CB_bg_0.3D_3G_AN_ENQ2
AOP531h-0ZGk	EMEA	Eastern Europe	LU.S910Z.140	AOP531h-0ZGk VB32SREU7 MC UMAGCkk 1*2G/250/6L2.6/5R/ CB_bg_0.3D_3G_AN_ES61
AOP531h-0ZGk	EMEA	Eastern Europe	LU.S910Z.136	AOP531h-0ZGk VB32SREU5 MC UMAGCkk 1*2G/250/6L2.6/5R/ CB_bg_0.3D_3G_AN_PL11
AOP531h-0ZGk	EMEA	Eastern Europe	LU.S910Z.117	AOP531h-0ZGk VB32SREU5 MC UMAGCkk 1*2G/250/6L2.6/5R/ CB_bg_0.3D_3G_AN_RO11
AOP531h-0ZGk	EMEA	Eastern Europe	LU.S910Z.068	AOP531h-0ZGk VB32SREU5 MC UMAGCkk 1*2G/250/BT/6L2.6/5R/ CB_bg_0.3D_3G_AN_RO11
AOP531h-0ZGk	EMEA	Eastern Europe	LU.S910Z.137	AOP531h-0ZGk VB32SREU5 MC UMAGCkk 1*2G/250/6L2.6/5R/ CB_bg_0.3D_3G_AN_RO12
AOP531h-0ZGk	EMEA	Eastern Europe	LU.S910Z.050	AOP531h-0ZGk VB32SREU5 MC UMAGCkk 1*2G/250/BT/6L2.6/5R/ CB_bg_0.3D_3G_AN_PL11
AOP531h-0ZGk	EMEA	Eastern Europe	LU.S910Z.287	AOP531h-0ZGk VB32SREU5 MC UMAGCkk 1*2G/S64G_2.5/BT/6L2.6/5R/ CB_bg_0.3D_3G_AN_PL11

Model	RO	Country	Acer Part No	Description
AOP531h-0ZGk	EMEA	Eastern Europe	LU.S910Z.316	AOP531h-0ZGk VB32SREU5 MC UMAGCkk 1*2G/S64G_2.5/BT/6L2.6/5R/ CB_bg_0.3D_3G_AN_RO11
AOP531h-0ZGk	EMEA	Eastern Europe	LU.S910Z.049	AOP531h-0ZGk VB32SREU5 MC UMAGCkk 1*2G/250/BT/6L2.6/5R/ CB_bg_0.3D_3G_AN_RO12
AOP531h-0ZGk	EMEA	Eastern Europe	LU.S910Z.135	AOP531h-0ZGk VB32SREU4 MC UMAGCkk 1*2G/250/6L2.6/5R/ CB_bg_0.3D_3G_AN_FI12
AOP531h-0ZGk	EMEA	Eastern Europe	LU.S910Z.118	AOP531h-0ZGk VB32SREU4 MC UMAGCkk 1*2G/250/6L2.6/5R/ CB_bg_0.3D_3G_AN_FI11
AOP531h-0ZGk	EMEA	Eastern Europe	LU.S910Z.052	AOP531h-0ZGk VB32SREU4 MC UMAGCkk 1*2G/250/BT/6L2.6/5R/ CB_bg_0.3D_3G_AN_FI11
AOP531h-0ZGk	EMEA	Eastern Europe	LU.S910Z.051	AOP531h-0ZGk VB32SREU4 MC UMAGCkk 1*2G/250/BT/6L2.6/5R/ CB_bg_0.3D_3G_AN_FI12
AOP531h-0ZGk	EMEA	Eastern Europe	LU.S910Z.283	AOP531h-0ZGk VB32SREU4 MC UMAGCkk 1*2G/S64G_2.5/BT/6L2.6/5R/ CB_bg_0.3D_3G_AN_FI12
AOP531h-0ZGk	EMEA	Eastern Europe	LU.S910Z.053	AOP531h-0ZGk VB32SREU3 MC UMAGCkk 1*2G/250/BT/6L2.6/5R/ CB_bg_0.3D_3G_AN_RU21
AOP531h-0ZGk	EMEA	Eastern Europe	LU.S910Z.281	AOP531h-0ZGk VB32SREU3 MC UMAGCkk 1*2G/S64G_2.5/BT/6L2.6/5R/ CB_bg_0.3D_3G_AN_RU21
AOP531h-0ZGk	EMEA	Eastern Europe	LU.S910Z.119	AOP531h-0ZGk VB32SREU3 MC UMAGCkk 1*2G/250/6L2.6/5R/ CB_bg_0.3D_3G_AN_RU21
AOP531h-0ZGk	EMEA	Eastern Europe	LU.S910Z.282	AOP531h-0ZGk VB32SREU4 MC UMAGCkk 1*2G/S64G_2.5/BT/6L2.6/5R/ CB_bg_0.3D_3G_AN_FI11
AOP531h-1BGk	AAP	Thailand	LU.S910B.006	AOP531h-1BGk AOXPSTRH1 MC UMAGCkk 1*1G/160/6L2.6/5R/ CB_bg_0.3D_3G_BAG_AN_TH41
AOP531h-1BGk	AAP	Indonesia	LU.S910B.005	AOP531h-1BGk AOXPSTRID1 MC UMAGCkk 1*1G/160/BT/6L/5R/ CB_bg_0.3D_3G_BAG_AN_ID21
AOP531h-1BGk	AAP	Thailand	LU.S910B.003	AOP531h-1BGk AOXPSTRH1 MC UMAGCkk 1*1G/160/6L2.6/5R/ CB_bg_0.3D_3G_BAG_AN_TH21
AOP531h-06Gk	EMEA	Italy	LU.S9106.027	AOP531h-06Gk XPPSRIT1 MC UMAGCkk 1*2G/250/BT/6L2.6/5R/ CB_bg_0.3D_3G_AN_IT11
AOP531h-06Gk	EMEA	South Africa	LU.S9106.132	AOP531h-06Gk EM XPPSRZA2 MC UMAGCkk 1*2G/250/6L2.6/5R/ CB_bg_0.3D_3G_AN_ES61
AOP531h-06Gk	EMEA	Denmark	LU.S9106.131	AOP531h-06Gk XPPSRDK1 MC UMAGCkk 1*2G/250/6L2.6/5R/ CB_bg_0.3D_3G_AN_NO11
AOP531h-06Gk	EMEA	South Africa	LU.S9106.133	AOP531h-06Gk EM XPPSRZA1 MC UMAGCkk 1*2G/250/6L2.6/5R/ CB_bg_0.3D_3G_AN_ES81
AOP531h-06Gk	EMEA	Holland	LU.S9106.126	AOP531h-06Gk XPPSRNL1 MC UMAGCkk 1*2G/250/6L2.6/5R/ CB_bg_0.3D_3G_AN_NL11

Model	RO	Country	Acer Part No	Description
AOP531h-06Gk	EMEA	UK	LU.S9106.115	AOP531h-06Gk XPPSRGB1 MC UMAGCkk 1*2G/250/6L2.6/5R/ CB_bg_0.3D_3G_AN_EN11
AOP531h-06Gk	EMEA	Middle East	LU.S9106.096	AOP531h-06Gk EM XPPSRME2 MC UMAGCkk 1*2G/250/6L2.6/5R/ CB_bg_0.3D_3G_AN_AR11
AOP531h-06Gk	EMEA	Middle East	LU.S9106.098	AOP531h-06Gk EM XPPSRME2 MC UMAGCkk 1*2G/250/6L2.6/5R/ CB_bg_0.3D_3G_AN_AR21
AOP531h-06Gk	EMEA	Norway	LU.S9106.124	AOP531h-06Gk XPPSRNO1 MC UMAGCkk 1*2G/250/6L2.6/5R/ CB_bg_0.3D_3G_AN_NO11
AOP531h-06Gk	EMEA	Spain	LU.S9106.103	AOP531h-06Gk XPPSRSE1 MC UMAGCkk 1*2G/250/6L2.6/5R/ CB_bg_0.3D_3G_AN_ES51
AOP531h-06Gk	EMEA	Finland	LU.S9106.106	AOP531h-06Gk XPPSRFI2 MC UMAGCkk 1*2G/250/6L2.6/5R/ CB_bg_0.3D_3G_AN_FI11
AOP531h-06Gk	EMEA	Finland	LU.S9106.107	AOP531h-06Gk XPPSRFI2 MC UMAGCkk 1*2G/250/6L2.6/5R/ CB_bg_0.3D_3G_AN_SV41
AOP531h-06Gk	EMEA	Finland	LU.S9106.108	AOP531h-06Gk XPPSRFI2 MC UMAGCkk 1*2G/250/6L2.6/5R/ CB_bg_0.3D_3G_AN_FI41
AOP531h-06Gk	EMEA	Finland	LU.S9106.109	AOP531h-06Gk XPPSRFI2 MC UMAGCkk 1*2G/250/6L2.6/5R/ CB_bg_0.3D_3G_AN_FI31
AOP531h-06Gk	EMEA	Sweden	LU.S9106.121	AOP531h-06Gk XPPSRSE1 MC UMAGCkk 1*2G/250/6L2.6/5R/ CB_bg_0.3D_3G_AN_FI11
AOP531h-06Gk	EMEA	Portugal	LU.S9106.104	AOP531h-06Gk XPPSRPT1 MC UMAGCkk 1*2G/250/6L2.6/5R/ CB_bg_0.3D_3G_AN_PT11
AOP531h-06Gk	EMEA	Austria	LU.S9106.122	AOP531h-06Gk XPPSRAT1 MC UMAGCkk 1*2G/250/6L2.6/5R/ CB_bg_0.3D_3G_AN_DE61
AOP531h-06Gk	EMEA	Italy	LU.S9106.099	AOP531h-06Gk XPPSRIT1 MC UMAGCkk 1*2G/250/6L2.6/5R/ CB_bg_0.3D_3G_AN_IT11
AOP531h-06Gk	EMEA	Middle East	LU.S9106.095	AOP531h-06Gk EM XPPSRME4 MC UMAGCkk 1*2G/250/6L2.6/5R/ CB_bg_0.3D_3G_AN_ES61
AOP531h-06Gk	EMEA	Russia	LU.S9106.123	AOP531h-06Gk XPPSRRU1 MC UMAGCkk 1*2G/250/6L2.6/5R/ CB_bg_0.3D_3G_AN_RU11
AOP531h-06Gk	EMEA	Ukraine	LU.S9106.114	AOP531h-06Gk XPPSRUK1 MC UMAGCkk 1*2G/250/6L2.6/5R/ CB_bg_0.3D_3G_AN_RU61
AOP531h-06Gk	EMEA	Denmark	LU.S9106.130	AOP531h-06Gk XPPSRDK2 MC UMAGCkk 1*2G/250/6L2.6/5R/ CB_bg_0.3D_3G_AN_ENS1
AOP531h-06Gk	EMEA	Luxembourg	LU.S9106.125	AOP531h-06Gk XPPSRU3 MC UMAGCkk 1*2G/250/6L2.6/5R/ CB_bg_0.3D_3G_AN_IT41
AOP531h-06Gk	EMEA	Israel	LU.S9106.101	AOP531h-06Gk XPPSRIL1 MC UMAGCkk 1*2G/250/6L2.6/5R/ CB_bg_0.3D_3G_AN_HE11

Model	RO	Country	Acer Part No	Description
AOP531h-06Gk	EMEA	Middle East	LU.S9106.097	AOP531h-06Gk EM XPPSRME6 MC UMAGCkk 1*2G/250/6L2.6/5R/ CB_bg_0.3D_3G_AN_ES61
AOP531h-06Gk	EMEA	Czech	LU.S9106.120	AOP531h-06Gk EM XPPSRCZ2 MC UMAGCkk 1*2G/250/6L2.6/5R/ CB_bg_0.3D_3G_AN_SK11
AOP531h-06Gk	EMEA	France	LU.S9106.129	AOP531h-06Gk XPPSRFR1 MC UMAGCkk 1*2G/250/6L2.6/5R/ CB_bg_0.3D_3G_AN_FR21
AOP531h-06Gk	EMEA	Greece	LU.S9106.102	AOP531h-06Gk XPPSRGR1 MC UMAGCkk 1*2G/250/6L2.6/5R/ CB_bg_0.3D_3G_AN_EL31
AOP531h-06Gk	EMEA	Poland	LU.S9106.094	AOP531h-06Gk XPPSRPL1 MC UMAGCkk 1*2G/250/6L2.6/5R/ CB_bg_0.3D_3G_AN_PL11
AOP531h-06Gk	EMEA	Middle East	LU.S9106.092	AOP531h-06Gk EM XPPSRME9 MC UMAGCkk 1*2G/250/6L2.6/5R/ CB_bg_0.3D_3G_AN_ES81
AOP531h-06Gk	EMEA	Switzerland	LU.S9106.093	AOP531h-06Gk XPPSRCH1 MC UMAGCkk 1*2G/250/6L2.6/5R/ CB_bg_0.3D_3G_AN_IT81
AOP531h-06Gk	EMEA	Middle East	LU.S9106.091	AOP531h-06Gk EM XPPSRME2 MC UMAGCkk 1*2G/250/6L2.6/5R/ CB_bg_0.3D_3G_AN_ES61
AOP531h-06Gk	EMEA	Middle East	LU.S9106.090	AOP531h-06Gk EM XPPSRME3 MC UMAGCkk 1*2G/250/6L2.6/5R/ CB_bg_0.3D_3G_AN_ES81
AOP531h-06Gk	EMEA	Switzerland	LU.S9106.089	AOP531h-06Gk XPPSRCH1 MC UMAGCkk 1*2G/250/6L2.6/5R/ CB_bg_0.3D_3G_AN_IT41
AOP531h-06Gk	EMEA	Switzerland	LU.S9106.040	AOP531h-06Gk XPPSRCH1 MC UMAGCkk 1*2G/250/BT/6L2.6/5R/ CB_bg_0.3D_3G_AN_IT41
AOP531h-1BGk	WW	WW	S2.S910B.002	AOP531h-1BGk AOXPSTWW1 MC UMAGCkk 1*1G/160/BT/6L/5R/ CB_bg_0.3D_3G_AN_EN11UNDP-1
AOP531h-1BGk	WW	WW	S2.S910B.004	AOP531h-1BGk AOXPSTWW1 MC UMAGCkk 1*1G/160/BT/6L/5R/ CB_bg_0.3D_3G_AN_EN11GTM382E
AOP531h-06Gk	EMEA	Middle East	LU.S9106.069	AOP531h-06Gk EM XPPSRME6 MC UMAGCkk 1*2G/S64G_2.5/BT/6L2.6/5R/ CB_bg_0.3D_3G_AN_ES61
AOP531h-06Gk	EMEA	Holland	LU.S9106.088	AOP531h-06Gk XPPSRNL1 MC UMAGCkk 1*2G/S64G_2.5/BT/6L2.6/5R/ CB_bg_0.3D_3G_AN_NL11
AOP531h-06Gk	EMEA	South Africa	LU.S9106.052	AOP531h-06Gk EM XPPSRZA2 MC UMAGCkk 1*2G/S64G_2.5/BT/6L2.6/5R/ CB_bg_0.3D_3G_AN_ES61
AOP531h-06Gk	EMEA	Greece	LU.S9106.057	AOP531h-06Gk XPPSRGR1 MC UMAGCkk 1*2G/S64G_2.5/BT/6L2.6/5R/ CB_bg_0.3D_3G_AN_EL31
AOP531h-06Gk	EMEA	Middle East	LU.S9106.073	AOP531h-06Gk EM XPPSRME3 MC UMAGCkk 1*2G/S64G_2.5/BT/6L2.6/5R/ CB_bg_0.3D_3G_AN_ES81
AOP531h-06Gk	EMEA	Portugal	LU.S9106.087	AOP531h-06Gk XPPSRPT1 MC UMAGCkk 1*2G/S64G_2.5/BT/6L2.6/5R/ CB_bg_0.3D_3G_AN_PT11

Model	RO	Country	Acer Part No	Description
AOP531h-06Gk	EMEA	Finland	LU.S9106.064	AOP531h-06Gk XPPSRFI2 MC UMAGCkk 1*2G/S64G_2.5/BT/6L2.6/5R/ CB_bg_0.3D_3G_AN_FI11
AOP531h-06Gk	EMEA	Russia	LU.S9106.054	AOP531h-06Gk XPPSRRU1 MC UMAGCkk 1*2G/S64G_2.5/BT/6L2.6/5R/ CB_bg_0.3D_3G_AN_RU11
AOP531h-06Gk	EMEA	Ukraine	LU.S9106.085	AOP531h-06Gk XPPSRUK1 MC UMAGCkk 1*2G/S64G_2.5/BT/6L2.6/5R/ CB_bg_0.3D_3G_AN_RU61
AOP531h-06Gk	EMEA	Denmark	LU.S9106.077	AOP531h-06Gk XPPSRDK2 MC UMAGCkk 1*2G/S64G_2.5/BT/6L2.6/5R/ CB_bg_0.3D_3G_AN_ENS1
AOP531h-06Gk	EMEA	Luxembourg	LU.S9106.083	AOP531h-06Gk XPPSRU3 MC UMAGCkk 1*2G/S64G_2.5/BT/6L2.6/5R/ CB_bg_0.3D_3G_AN_IT41
AOP531h-06Gk	EMEA	Switzerland	LU.S9106.061	AOP531h-06Gk XPPSRCH1 MC UMAGCkk 1*2G/S64G_2.5/BT/6L2.6/5R/ CB_bg_0.3D_3G_AN_IT41
AOP531h-06Gk	EMEA	Switzerland	LU.S9106.078	AOP531h-06Gk XPPSRCH1 MC UMAGCkk 1*2G/S64G_2.5/BT/6L2.6/5R/ CB_bg_0.3D_3G_AN_IT81
AOP531h-06Gk	EMEA	Middle East	LU.S9106.053	AOP531h-06Gk EM XPPSRME9 MC UMAGCkk 1*2G/S64G_2.5/BT/6L2.6/5R/ CB_bg_0.3D_3G_AN_ES81
AOP531h-06Gk	EMEA	Spain	LU.S9106.076	AOP531h-06Gk XPPSRSE1 MC UMAGCkk 1*2G/S64G_2.5/BT/6L2.6/5R/ CB_bg_0.3D_3G_AN_ES51
AOP531h-06Gk	EMEA	Sweden	LU.S9106.086	AOP531h-06Gk XPPSRSE1 MC UMAGCkk 1*2G/S64G_2.5/BT/6L2.6/5R/ CB_bg_0.3D_3G_AN_FI11
AOP531h-06Gk	EMEA	Italy	LU.S9106.059	AOP531h-06Gk XPPSRIT1 MC UMAGCkk 1*2G/S64G_2.5/BT/6L2.6/5R/ CB_bg_0.3D_3G_AN_IT11
AOP531h-06Gk	EMEA	Denmark	LU.S9106.066	AOP531h-06Gk XPPSRDK1 MC UMAGCkk 1*2G/S64G_2.5/BT/6L2.6/5R/ CB_bg_0.3D_3G_AN_NO11
AOP531h-06Gk	EMEA	Middle East	LU.S9106.058	AOP531h-06Gk EM XPPSRME2 MC UMAGCkk 1*2G/S64G_2.5/BT/6L2.6/5R/ CB_bg_0.3D_3G_AN_AR11
AOP531h-06Gk	EMEA	Middle East	LU.S9106.065	AOP531h-06Gk EM XPPSRME2 MC UMAGCkk 1*2G/S64G_2.5/BT/6L2.6/5R/ CB_bg_0.3D_3G_AN_AR21
AOP531h-06Gk	EMEA	Middle East	LU.S9106.071	AOP531h-06Gk EM XPPSRME2 MC UMAGCkk 1*2G/S64G_2.5/BT/6L2.6/5R/ CB_bg_0.3D_3G_AN_ES61
AOP531h-06Gk	EMEA	Norway	LU.S9106.055	AOP531h-06Gk XPPSRNO1 MC UMAGCkk 1*2G/S64G_2.5/BT/6L2.6/5R/ CB_bg_0.3D_3G_AN_NO11
AOP531h-0ZGk	EMEA	Norway	LU.S910Z.321	AOP531h-0ZGk VB32SRNO1 MC UMAGCkk 1*2G/S64G_2.5/BT/6L2.6/5R/ CB_bg_0.3D_3G_AN_NO11
AOP531h-0ZGk	EMEA	Norway	LU.S910Z.322	AOP531h-0ZGk VB32SRNO1 MC UMAGCkk 1*2G/S64G_2.5/BT/6L2.6/5R/ CB_bg_0.3D_3G_AN_NO12
AOP531h-06Gk	EMEA	Middle East	LU.S9106.051	AOP531h-06Gk EM XPPSRME4 MC UMAGCkk 1*2G/S64G_2.5/BT/6L2.6/5R/ CB_bg_0.3D_3G_AN_ES61



Model	RO	Country	Acer Part No	Description
AOP531h-06Gk	EMEA	Finland	LU.S9106.063	AOP531h-06Gk XPPSRFI2 MC UMAGCkk 1*2G/S64G_2.5/BT/6L2.6/5R/ CB_bg_0.3D_3G_AN_FI31
AOP531h-06Gk	EMEA	Israel	LU.S9106.068	AOP531h-06Gk XPPSRIL1 MC UMAGCkk 1*2G/S64G_2.5/BT/6L2.6/5R/ CB_bg_0.3D_3G_AN_HE11
AOP531h-06Gk	EMEA	South Africa	LU.S9106.070	AOP531h-06Gk EM XPPSRZA1 MC UMAGCkk 1*2G/S64G_2.5/BT/6L2.6/5R/ CB_bg_0.3D_3G_AN_ES81
AOP531h-06Gk	EMEA	Czech	LU.S9106.079	AOP531h-06Gk EM XPPSRCZ2 MC UMAGCkk 1*2G/S64G_2.5/BT/6L2.6/5R/ CB_bg_0.3D_3G_AN_SK11
AOP531h-06Gk	EMEA	Poland	LU.S9106.072	AOP531h-06Gk XPPSRPL1 MC UMAGCkk 1*2G/S64G_2.5/BT/6L2.6/5R/ CB_bg_0.3D_3G_AN_PL11
AOP531h-0ZGk	EMEA	Holland	LU.S910Z.298	AOP531h-0ZGk VB32SRNL1 MC UMAGCkk 1*2G/S64G_2.5/BT/6L2.6/5R/ CB_bg_0.3D_3G_AN_NL12
AOP531h-0ZGk	EMEA	Middle East	LU.S910Z.310	AOP531h-0ZGk EM VB32SRME6 MC UMAGCkk 1*2G/S64G_2.5/BT/6L2.6/5R/ CB_bg_0.3D_3G_AN_ES61
AOP531h-0ZGk	EMEA	Middle East	LU.S910Z.311	AOP531h-0ZGk EM VB32SRME6 MC UMAGCkk 1*2G/S64G_2.5/BT/6L2.6/5R/ CB_bg_0.3D_3G_AN_ES62
AOP531h-0ZGk	EMEA	Italy	LU.S910Z.304	AOP531h-0ZGk VB32SRIT1 MC UMAGCkk 1*2G/S64G_2.5/BT/6L2.6/5R/ CB_bg_0.3D_3G_AN_IT14
AOP531h-0ZGk	EMEA	Denmark	LU.S910Z.319	AOP531h-0ZGk VB32SRDK1 MC UMAGCkk 1*2G/S64G_2.5/BT/6L2.6/5R/ CB_bg_0.3D_3G_AN_NO12
AOP531h-0ZGk	EMEA	Middle East	LU.S910Z.303	AOP531h-0ZGk EM VB32SRME2 MC UMAGCkk 1*2G/S64G_2.5/BT/6L2.6/5R/ CB_bg_0.3D_3G_AN_AR22
AOP531h-0ZGk	EMEA	Middle East	LU.S910Z.302	AOP531h-0ZGk EM VB32SRME2 MC UMAGCkk 1*2G/S64G_2.5/BT/6L2.6/5R/ CB_bg_0.3D_3G_AN_ES61
AOP531h-0ZGk	EMEA	Middle East	LU.S910Z.301	AOP531h-0ZGk EM VB32SRME2 MC UMAGCkk 1*2G/S64G_2.5/BT/6L2.6/5R/ CB_bg_0.3D_3G_AN_ES62
AOP531h-0ZGk	EMEA	Middle East	LU.S910Z.309	AOP531h-0ZGk EM VB32SRME4 MC UMAGCkk 1*2G/S64G_2.5/BT/6L2.6/5R/ CB_bg_0.3D_3G_AN_ES61
AOP531h-0ZGk	EMEA	Middle East	LU.S910Z.299	AOP531h-0ZGk EM VB32SRME4 MC UMAGCkk 1*2G/S64G_2.5/BT/6L2.6/5R/ CB_bg_0.3D_3G_AN_ES62
AOP531h-0ZGk	EMEA	Denmark	LU.S910Z.318	AOP531h-0ZGk VB32SRDK2 MC UMAGCkk 1*2G/S64G_2.5/BT/6L2.6/5R/ CB_bg_0.3D_3G_AN_ENS1
AOP531h-0ZGk	EMEA	Switzerland	LU.S910Z.315	AOP531h-0ZGk VB32SRCH1 MC UMAGCkk 1*2G/S64G_2.5/BT/6L2.6/5R/ CB_bg_0.3D_3G_AN_IT41
AOP531h-0ZGk	EMEA	Luxembourg	LU.S910Z.313	AOP531h-0ZGk VB32SRLU3 MC UMAGCkk 1*2G/S64G_2.5/BT/6L2.6/5R/ CB_bg_0.3D_3G_AN_IT42
AOP531h-0ZGk	EMEA	Middle East	LU.S910Z.312	AOP531h-0ZGk EM VB32SRME9 MC UMAGCkk 1*2G/S64G_2.5/BT/6L2.6/5R/ CB_bg_0.3D_3G_AN_ES81

Model	RO	Country	Acer Part No	Description
AOP531h-0ZGk	EMEA	Middle East	LU.S910Z.297	AOP531h-0ZGk EM VB32SRME9 MC UMAGCkk 1*2G/S64G_2.5/BT/6L2.6/5R/ CB_bg_0.3D_3G_AN_ES82
AOP531h-0ZGk	EMEA	Spain	LU.S910Z.320	AOP531h-0ZGk VB32SRES1 MC UMAGCkk 1*2G/S64G_2.5/BT/6L2.6/5R/ CB_bg_0.3D_3G_AN_ES51
AOP531h-0ZGk	EMEA	Finland	LU.S910Z.296	AOP531h-0ZGk VB32SRF12 MC UMAGCkk 1*2G/S64G_2.5/BT/6L2.6/5R/ CB_bg_0.3D_3G_AN_FI42
AOP531h-0ZGk	EMEA	Germany	LU.S910Z.317	AOP531h-0ZGk VB32SRDE1 MC UMAGCkk 1*2G/S64G_2.5/BT/6L2.6/5R/ CB_bg_0.3D_3G_AN_DE63
AOP531h-0ZGk	EMEA	Israel	LU.S910Z.305	AOP531h-0ZGk VB32SRIL1 MC UMAGCkk 1*2G/S64G_2.5/BT/6L2.6/5R/ CB_bg_0.3D_3G_AN_HE11
AOP531h-0ZGk	EMEA	Greece	LU.S910Z.295	AOP531h-0ZGk VB32SRGR1 MC UMAGCkk 1*2G/S64G_2.5/BT/6L2.6/5R/ CB_bg_0.3D_3G_AN_EL31
AOP531h-0ZGk	EMEA	Greece	LU.S910Z.307	AOP531h-0ZGk VB32SRGR1 MC UMAGCkk 1*2G/S64G_2.5/BT/6L2.6/5R/ CB_bg_0.3D_3G_AN_EL32
AOP531h-0ZGk	EMEA	Czech	LU.S910Z.284	AOP531h-0ZGk EM VB32SRCZ2 MC UMAGCkk 1*2G/S64G_2.5/BT/6L2.6/5R/ CB_bg_0.3D_3G_AN_SK11
AOP531h-0ZGk	EMEA	Italy	LU.S910Z.291	AOP531h-0ZGk VB32SRIT1 MC UMAGCkk 1*2G/S64G_2.5/BT/6L2.6/5R/ CB_bg_0.3D_3G_AN_IT12
AOP531h-0ZGk	EMEA	Denmark	LU.S910Z.274	AOP531h-0ZGk VB32SRDK1 MC UMAGCkk 1*2G/S64G_2.5/BT/6L2.6/5R/ CB_bg_0.3D_3G_AN_NO11
AOP531h-0ZGk	EMEA	UK	LU.S910Z.272	AOP531h-0ZGk VB32SRGB1 MC UMAGCkk 1*2G/S64G_2.5/BT/6L2.6/5R/ CB_bg_0.3D_3G_AN_EN11
AOP531h-0ZGk	EMEA	Middle East	LU.S910Z.294	AOP531h-0ZGk EM VB32SRME2 MC UMAGCkk 1*2G/S64G_2.5/BT/6L2.6/5R/ CB_bg_0.3D_3G_AN_AR21
AOP531h-0ZGk	EMEA	Middle East	LU.S910Z.293	AOP531h-0ZGk EM VB32SRME2 MC UMAGCkk 1*2G/S64G_2.5/BT/6L2.6/5R/ CB_bg_0.3D_3G_AN_AR11
AOP531h-0ZGk	EMEA	Middle East	LU.S910Z.288	AOP531h-0ZGk EM VB32SRME2 MC UMAGCkk 1*2G/S64G_2.5/BT/6L2.6/5R/ CB_bg_0.3D_3G_AN_AR12
AOP531h-0ZGk	EMEA	Belgium	LU.S910Z.277	AOP531h-0ZGk VB32SRBE1 MC UMAGCkk 1*2G/S64G_2.5/BT/6L2.6/5R/ CB_bg_0.3D_3G_AN_NL12
AOP531h-0ZGk	EMEA	Switzerland	LU.S910Z.276	AOP531h-0ZGk VB32SRCH1 MC UMAGCkk 1*2G/S64G_2.5/BT/6L2.6/5R/ CB_bg_0.3D_3G_AN_IT42
AOP531h-0ZGk	EMEA	Luxembourg	LU.S910Z.292	AOP531h-0ZGk VB32SRLU3 MC UMAGCkk 1*2G/S64G_2.5/BT/6L2.6/5R/ CB_bg_0.3D_3G_AN_IT41
AOP531h-0ZGk	EMEA	Finland	LU.S910Z.279	AOP531h-0ZGk VB32SRF12 MC UMAGCkk 1*2G/S64G_2.5/BT/6L2.6/5R/ CB_bg_0.3D_3G_AN_FI11
AOP531h-0ZGk	EMEA	France	LU.S910Z.271	AOP531h-0ZGk VB32SRFR1 MC UMAGCkk 1*2G/S64G_2.5/BT/6L2.6/5R/ CB_bg_0.3D_3G_AN_FR21

Model	RO	Country	Acer Part No	Description
AOP531h-0ZGk	EMEA	Germany	LU.S910Z.286	AOP531h-0ZGk VB32SRDE1 MC UMAGCkk 1*2G/S64G_2.5/BT/6L2.6/5R/ CB_bg_0.3D_3G_AN_DE11
AOP531h-0ZGk	EMEA	France	LU.S910Z.270	AOP531h-0ZGk VB32SRFR1 MC UMAGCkk 1*2G/S64G_2.5/BT/6L2.6/5R/ CB_bg_0.3D_3G_AN_ES81
AOP531h-0ZGk	EMEA	Middle East	LU.S910Z.290	AOP531h-0ZGk EM VB32SRME3 MC UMAGCkk 1*2G/S64G_2.5/BT/6L2.6/5R/ CB_bg_0.3D_3G_AN_ES82
AOP531h-0ZGk	EMEA	Middle East	LU.S910Z.289	AOP531h-0ZGk EM VB32SRME3 MC UMAGCkk 1*2G/S64G_2.5/BT/6L2.6/5R/ CB_bg_0.3D_3G_AN_ES81
AOP531h-0ZGk	EMEA	Czech	LU.S910Z.285	AOP531h-0ZGk EM VB32SRCZ2 MC UMAGCkk 1*2G/S64G_2.5/BT/6L2.6/5R/ CB_bg_0.3D_3G_AN_SK12
AOP531h-0ZGk	EMEA	Holland	LU.S910Z.233	AOP531h-0ZGk VB32SRNL1 MC UMAGCkk 1*2G/S64G_2.5/BT/6L2.6/5R/ CB_bg_0.3D_3G_AN_NL11
AOP531h-06Gk	EMEA	UK	LU.S9106.045	AOP531h-06Gk XPPSRGB1 MC UMAGCkk 1*2G/S64G_2.5/BT/6L2.6/5R/ CB_bg_0.3D_3G_AN_EN11
AOP531h-0ZGk	EMEA	Russia	LU.S910Z.255	AOP531h-0ZGk VB32SRRU1 MC UMAGCkk 1*2G/S64G_2.5/BT/6L2.6/5R/ CB_bg_0.3D_3G_AN_RU61
AOP531h-0ZGk	EMEA	Russia	LU.S910Z.257	AOP531h-0ZGk VB32SRRU1 MC UMAGCkk 1*2G/S64G_2.5/BT/6L2.6/5R/ CB_bg_0.3D_3G_AN_RU11
AOP531h-0ZGk	EMEA	Ukraine	LU.S910Z.266	AOP531h-0ZGk VB32SRUK1 MC UMAGCkk 1*2G/S64G_2.5/BT/6L2.6/5R/ CB_bg_0.3D_3G_AN_RU62
AOP531h-0ZGk	EMEA	Ukraine	LU.S910Z.267	AOP531h-0ZGk VB32SRUK1 MC UMAGCkk 1*2G/S64G_2.5/BT/6L2.6/5R/ CB_bg_0.3D_3G_AN_RU61
AOP531h-0ZGk	EMEA	Switzerland	LU.S910Z.247	AOP531h-0ZGk VB32SRCH1 MC UMAGCkk 1*2G/S64G_2.5/BT/6L2.6/5R/ CB_bg_0.3D_3G_AN_IT82
AOP531h-06Gk	EMEA	Finland	LU.S9106.046	AOP531h-06Gk XPPSRF12 MC UMAGCkk 1*2G/S64G_2.5/BT/6L2.6/5R/ CB_bg_0.3D_3G_AN_FI41
AOP531h-0ZGk	EMEA	Portugal	LU.S910Z.269	AOP531h-0ZGk VB32SRPT1 MC UMAGCkk 1*2G/S64G_2.5/BT/6L2.6/5R/ CB_bg_0.3D_3G_AN_PT11
AOP531h-0ZGk	EMEA	Portugal	LU.S910Z.262	AOP531h-0ZGk VB32SRPT1 MC UMAGCkk 1*2G/S64G_2.5/BT/6L2.6/5R/ CB_bg_0.3D_3G_AN_PT12
AOP531h-06Gk	EMEA	Austria	LU.S9106.049	AOP531h-06Gk XPPSRAT1 MC UMAGCkk 1*2G/S64G_2.5/BT/6L2.6/5R/ CB_bg_0.3D_3G_AN_DE61
AOP531h-0ZGk	EMEA	Austria	LU.S910Z.248	AOP531h-0ZGk VB32SRAT1 MC UMAGCkk 1*2G/S64G_2.5/BT/6L2.6/5R/ CB_bg_0.3D_3G_AN_DE61
AOP531h-0ZGk	EMEA	Austria	LU.S910Z.245	AOP531h-0ZGk VB32SRAT1 MC UMAGCkk 1*2G/S64G_2.5/BT/6L2.6/5R/ CB_bg_0.3D_3G_AN_DE62
AOP531h-0ZGk	EMEA	South Africa	LU.S910Z.268	AOP531h-0ZGk EM VB32SRZA1 MC UMAGCkk 1*2G/S64G_2.5/BT/6L2.6/5R/ CB_bg_0.3D_3G_AN_ES82

Model	RO	Country	Acer Part No	Description
AOP531h-0ZGk	EMEA	South Africa	LU.S910Z.259	AOP531h-0ZGk EM VB32SRZA1 MC UMAGCkk 1*2G/S64G_2.5/BT/6L2.6/5R/ CB_bg_0.3D_3G_AN_ES81
AOP531h-0ZGk	EMEA	Poland	LU.S910Z.260	AOP531h-0ZGk VB32SRPL1 MC UMAGCkk 1*2G/S64G_2.5/BT/6L2.6/5R/ CB_bg_0.3D_3G_AN_PL11
AOP531h-0ZGk	EMEA	Belgium	LU.S910Z.251	AOP531h-0ZGk VB32SRBE1 MC UMAGCkk 1*2G/S64G_2.5/BT/6L2.6/5R/ CB_bg_0.3D_3G_AN_NL11
AOP531h-0ZGk	EMEA	Spain	LU.S910Z.244	AOP531h-0ZGk VB32SRES1 MC UMAGCkk 1*2G/S64G_2.5/BT/6L2.6/5R/ CB_bg_0.3D_3G_AN_ES52
AOP531h-0ZGk	EMEA	Sweden	LU.S910Z.256	AOP531h-0ZGk VB32SRSE1 MC UMAGCkk 1*2G/S64G_2.5/BT/6L2.6/5R/ CB_bg_0.3D_3G_AN_FI11
AOP531h-0ZGk	EMEA	Sweden	LU.S910Z.264	AOP531h-0ZGk VB32SRSE1 MC UMAGCkk 1*2G/S64G_2.5/BT/6L2.6/5R/ CB_bg_0.3D_3G_AN_FI12
AOP531h-0ZGk	EMEA	Finland	LU.S910Z.236	AOP531h-0ZGk VB32SRFI2 MC UMAGCkk 1*2G/S64G_2.5/BT/6L2.6/5R/ CB_bg_0.3D_3G_AN_SV42
AOP531h-0ZGk	EMEA	Finland	LU.S910Z.235	AOP531h-0ZGk VB32SRFI2 MC UMAGCkk 1*2G/S64G_2.5/BT/6L2.6/5R/ CB_bg_0.3D_3G_AN_FI12
AOP531h-0ZGk	EMEA	Finland	LU.S910Z.250	AOP531h-0ZGk VB32SRFI2 MC UMAGCkk 1*2G/S64G_2.5/BT/6L2.6/5R/ CB_bg_0.3D_3G_AN_FI32
AOP531h-06Gk	EMEA	Finland	LU.S9106.047	AOP531h-06Gk XPPSRFI2 MC UMAGCkk 1*2G/S64G_2.5/BT/6L2.6/5R/ CB_bg_0.3D_3G_AN_SV41
AOP531h-06Gk	EMEA	France	LU.S9106.048	AOP531h-06Gk XPPSRFR1 MC UMAGCkk 1*2G/S64G_2.5/BT/6L2.6/5R/ CB_bg_0.3D_3G_AN_FR21
AOP531h-0ZGk	EMEA	South Africa	LU.S910Z.263	AOP531h-0ZGk EM VB32SRZA2 MC UMAGCkk 1*2G/S64G_2.5/BT/6L2.6/5R/ CB_bg_0.3D_3G_AN_ES61
AOP531h-0ZGk	EMEA	South Africa	LU.S910Z.265	AOP531h-0ZGk EM VB32SRZA2 MC UMAGCkk 1*2G/S64G_2.5/BT/6L2.6/5R/ CB_bg_0.3D_3G_AN_ES62
AOP531h-1BGk	CHINA	Hong Kong	LU.S910B.001	AOP531h-1BGk AOXPMSRHK2 MC UMAGCkk 1*1G/160/BT/3L/5R/ CB_bg_0.3D_3G_BAG_AN_ZH31
AOP531h-1BGk	CHINA	China	LU.S910B.002	AOP531h-1BGk AOXPMSRCN1 MC UMAGCkk 1*1G/160/BT/3L/5R/ CB_bg_0.3D_3G_BAG_AN_SC11
AOP531h-06Gk	EMEA	Austria	LU.S9106.042	AOP531h-06Gk XPPSRAT1 MC UMAGCkk 1*2G/250/BT/6L2.6/5R/ CB_bg_0.3D_3G_AN_DE61
AOP531h-06Gk	EMEA	Czech	LU.S9106.038	AOP531h-06Gk EM XPPSRCZ2 MC UMAGCkk 1*2G/250/BT/6L2.6/5R/ CB_bg_0.3D_3G_AN_SK11
AOP531h-06Gk	EMEA	Switzerland	LU.S9106.039	AOP531h-06Gk XPPSRCH1 MC UMAGCkk 1*2G/250/BT/6L2.6/5R/ CB_bg_0.3D_3G_AN_IT81
AOP531h-06Gk	EMEA	Denmark	LU.S9106.035	AOP531h-06Gk XPPSRDK2 MC UMAGCkk 1*2G/250/BT/6L2.6/5R/ CB_bg_0.3D_3G_AN_ENS1

Model	RO	Country	Acer Part No	Description
AOP531h-06Gk	EMEA	Denmark	LU.S9106.036	AOP531h-06Gk XPPSRDK1 MC UMAGCkk 1*2G/250/BT/6L2.6/5R/ CB_bg_0.3D_3G_AN_NO11
AOP531h-06Gk	EMEA	Spain	LU.S9106.034	AOP531h-06Gk XPPSRRES1 MC UMAGCkk 1*2G/250/BT/6L2.6/5R/ CB_bg_0.3D_3G_AN_ES51
AOP531h-06Gk	EMEA	Middle East	LU.S9106.023	AOP531h-06Gk EM XPPSRME6 MC UMAGCkk 1*2G/250/BT/6L2.6/5R/ CB_bg_0.3D_3G_AN_ES61
AOP531h-06Gk	EMEA	Middle East	LU.S9106.020	AOP531h-06Gk EM XPPSRME2 MC UMAGCkk 1*2G/250/BT/6L2.6/5R/ CB_bg_0.3D_3G_AN_AR21
AOP531h-06Gk	EMEA	Luxembourg	LU.S9106.021	AOP531h-06Gk XPPSRU3 MC UMAGCkk 1*2G/250/BT/6L2.6/5R/ CB_bg_0.3D_3G_AN_IT41
AOP531h-06Gk	EMEA	Finland	LU.S9106.022	AOP531h-06Gk XPPSRFI2 MC UMAGCkk 1*2G/250/BT/6L2.6/5R/ CB_bg_0.3D_3G_AN_SV41
AOP531h-06Gk	EMEA	Finland	LU.S9106.025	AOP531h-06Gk XPPSRFI2 MC UMAGCkk 1*2G/250/BT/6L2.6/5R/ CB_bg_0.3D_3G_AN_FI41
AOP531h-06Gk	EMEA	Finland	LU.S9106.024	AOP531h-06Gk XPPSRFI2 MC UMAGCkk 1*2G/250/BT/6L2.6/5R/ CB_bg_0.3D_3G_AN_FI31
AOP531h-06Gk	EMEA	Finland	LU.S9106.029	AOP531h-06Gk XPPSRFI2 MC UMAGCkk 1*2G/250/BT/6L2.6/5R/ CB_bg_0.3D_3G_AN_FI11
AOP531h-06Gk	EMEA	Israel	LU.S9106.026	AOP531h-06Gk XPPSRIL1 MC UMAGCkk 1*2G/250/BT/6L2.6/5R/ CB_bg_0.3D_3G_AN_HE11
AOP531h-06Gk	EMEA	Greece	LU.S9106.019	AOP531h-06Gk XPPSRGR1 MC UMAGCkk 1*2G/250/BT/6L2.6/5R/ CB_bg_0.3D_3G_AN_EL31
AOP531h-06Gk	EMEA	France	LU.S9106.018	AOP531h-06Gk XPPSRFR1 MC UMAGCkk 1*2G/250/BT/6L2.6/5R/ CB_bg_0.3D_3G_AN_FR21
AOP531h-06Gk	EMEA	South Africa	LU.S9106.010	AOP531h-06Gk EM XPPSRZA1 MC UMAGCkk 1*2G/250/BT/6L2.6/5R/ CB_bg_0.3D_3G_AN_ES81
AOP531h-06Gk	EMEA	UK	LU.S9106.017	AOP531h-06Gk XPPSRGB1 MC UMAGCkk 1*2G/250/BT/6L2.6/5R/ CB_bg_0.3D_3G_AN_EN11
AOP531h-06Gk	EMEA	Middle East	LU.S9106.014	AOP531h-06Gk EM XPPSRME2 MC UMAGCkk 1*2G/250/BT/6L2.6/5R/ CB_bg_0.3D_3G_AN_ES61
AOP531h-06Gk	EMEA	Middle East	LU.S9106.015	AOP531h-06Gk EM XPPSRME2 MC UMAGCkk 1*2G/250/BT/6L2.6/5R/ CB_bg_0.3D_3G_AN_AR11
AOP531h-06Gk	EMEA	Middle East	LU.S9106.012	AOP531h-06Gk EM XPPSRME4 MC UMAGCkk 1*2G/250/BT/6L2.6/5R/ CB_bg_0.3D_3G_AN_ES61
AOP531h-06Gk	EMEA	Ukraine	LU.S9106.011	AOP531h-06Gk XPPSRUK1 MC UMAGCkk 1*2G/250/BT/6L2.6/5R/ CB_bg_0.3D_3G_AN_RU61
AOP531h-06Gk	EMEA	Middle East	LU.S9106.013	AOP531h-06Gk EM XPPSRME3 MC UMAGCkk 1*2G/250/BT/6L2.6/5R/ CB_bg_0.3D_3G_AN_ES81

Model	RO	Country	Acer Part No	Description
AOP531h-06Gk	EMEA	South Africa	LU.S9106.006	AOP531h-06Gk EM XPPSRZA2 MC UMAGCkk 1*2G/250/BT/6L2.6/5R/ CB_bg_0.3D_3G_AN_ES61
AOP531h-06Gk	EMEA	Holland	LU.S9106.004	AOP531h-06Gk XPPSRNL1 MC UMAGCkk 1*2G/250/BT/6L2.6/5R/ CB_bg_0.3D_3G_AN_NL11
AOP531h-06Gk	EMEA	Norway	LU.S9106.008	AOP531h-06Gk XPPSRNO1 MC UMAGCkk 1*2G/250/BT/6L2.6/5R/ CB_bg_0.3D_3G_AN_NO11
AOP531h-06Gk	EMEA	Russia	LU.S9106.002	AOP531h-06Gk XPPSRRU1 MC UMAGCkk 1*2G/250/BT/6L2.6/5R/ CB_bg_0.3D_3G_AN_RU11
AOP531h-06Gk	EMEA	Middle East	LU.S9106.005	AOP531h-06Gk EM XPPSRME9 MC UMAGCkk 1*2G/250/BT/6L2.6/5R/ CB_bg_0.3D_3G_AN_ES81
AOP531h-06Gk	EMEA	Sweden	LU.S9106.001	AOP531h-06Gk XPPSRSE1 MC UMAGCkk 1*2G/250/BT/6L2.6/5R/ CB_bg_0.3D_3G_AN_FI11
AOP531h-06Gk	EMEA	Portugal	LU.S9106.009	AOP531h-06Gk XPPSRPT1 MC UMAGCkk 1*2G/250/BT/6L2.6/5R/ CB_bg_0.3D_3G_AN_PT11
AOP531h-06Gk	EMEA	Poland	LU.S9106.003	AOP531h-06Gk XPPSRPL1 MC UMAGCkk 1*2G/250/BT/6L2.6/5R/ CB_bg_0.3D_3G_AN_PL11
AOP531h-1BGk	WW	GCTWN	S2.S910B.001	AOP531h-1BGk AOXPSTWW1 MC UMAGCkk 1*1G/160/BT/6L/5R/ CB_bg_0.3D_3G_AN_ENX1UNDP-1
AOP531h-1BGk	WW	GCTWN	S2.S910B.003	AOP531h-1BGk AOXPSTWW1 MC UMAGCkk 1*1G/160/BT/6L/5R/ CB_bg_0.3D_3G_AN_ENX1GTM382E
AOP531h-0ZGk	EMEA	Czech	LU.S910Z.161	AOP531h-0ZGk EM VB32SRCZ2 MC UMAGCkk 1*2G/250/6L2.6/5R/ CB_bg_0.3D_3G_AN_SK11
AOP531h-0ZGk	EMEA	Israel	LU.S910Z.133	AOP531h-0ZGk VB32SRIL1 MC UMAGCkk 1*2G/250/6L2.6/5R/ CB_bg_0.3D_3G_AN_HE11
AOP531h-0ZGk	EMEA	France	LU.S910Z.144	AOP531h-0ZGk VB32SRFR1 MC UMAGCkk 1*2G/250/6L2.6/5R/ CB_bg_0.3D_3G_AN_ES81
AOP531h-0ZGk	EMEA	Czech	LU.S910Z.162	AOP531h-0ZGk EM VB32SRCZ2 MC UMAGCkk 1*2G/250/6L2.6/5R/ CB_bg_0.3D_3G_AN_SK12
AOP531h-0ZGk	EMEA	Austria	LU.S910Z.153	AOP531h-0ZGk VB32SRAT1 MC UMAGCkk 1*2G/250/6L2.6/5R/ CB_bg_0.3D_3G_AN_DE61
AOP531h-0ZGk	EMEA	Germany	LU.S910Z.160	AOP531h-0ZGk VB32SRDE1 MC UMAGCkk 1*2G/250/6L2.6/5R/ CB_bg_0.3D_3G_AN_DE11
AOP531h-0ZGk	EMEA	Finland	LU.S910Z.143	AOP531h-0ZGk VB32SRFI2 MC UMAGCkk 1*2G/250/6L2.6/5R/ CB_bg_0.3D_3G_AN_SV42
AOP531h-0ZGk	EMEA	Luxembourg	LU.S910Z.146	AOP531h-0ZGk VB32SRLU3 MC UMAGCkk 1*2G/250/6L2.6/5R/ CB_bg_0.3D_3G_AN_IT42
AOP531h-0ZGk	EMEA	Switzerland	LU.S910Z.150	AOP531h-0ZGk VB32SRCH1 MC UMAGCkk 1*2G/250/6L2.6/5R/ CB_bg_0.3D_3G_AN_IT82

Model	RO	Country	Acer Part No	Description
AOP531h-0ZGk	EMEA	Switzerland	LU.S910Z.151	AOP531h-0ZGk VB32SRCH1 MC UMAGCkk 1*2G/250/6L2.6/5R/ CB_bg_0.3D_3G_AN_IT42
AOP531h-0ZGk	EMEA	Switzerland	LU.S910Z.156	AOP531h-0ZGk VB32SRCH1 MC UMAGCkk 1*2G/250/6L2.6/5R/ CB_bg_0.3D_3G_AN_IT41
AOP531h-0ZGk	EMEA	Spain	LU.S910Z.134	AOP531h-0ZGk VB32SRES1 MC UMAGCkk 1*2G/250/6L2.6/5R/ CB_bg_0.3D_3G_AN_ES51
AOP531h-0ZGk	EMEA	Finland	LU.S910Z.130	AOP531h-0ZGk VB32SRFI2 MC UMAGCkk 1*2G/250/6L2.6/5R/ CB_bg_0.3D_3G_AN_FI32
AOP531h-0ZGk	EMEA	Finland	LU.S910Z.128	AOP531h-0ZGk VB32SRFI2 MC UMAGCkk 1*2G/250/6L2.6/5R/ CB_bg_0.3D_3G_AN_FI12
AOP531h-0ZGk	EMEA	Finland	LU.S910Z.127	AOP531h-0ZGk VB32SRFI2 MC UMAGCkk 1*2G/250/6L2.6/5R/ CB_bg_0.3D_3G_AN_FI11
AOP531h-0ZGk	EMEA	Germany	LU.S910Z.148	AOP531h-0ZGk VB32SRDE1 MC UMAGCkk 1*2G/250/6L2.6/5R/ CB_bg_0.3D_3G_AN_DE63
AOP531h-0ZGk	EMEA	Austria	LU.S910Z.154	AOP531h-0ZGk VB32SRAT1 MC UMAGCkk 1*2G/250/6L2.6/5R/ CB_bg_0.3D_3G_AN_DE62
AOP531h-0ZGk	EMEA	Italy	LU.S910Z.145	AOP531h-0ZGk VB32SRIT1 MC UMAGCkk 1*2G/250/6L2.6/5R/ CB_bg_0.3D_3G_AN_IT14
AOP531h-0ZGk	EMEA	Denmark	LU.S910Z.149	AOP531h-0ZGk VB32SRDK1 MC UMAGCkk 1*2G/250/6L2.6/5R/ CB_bg_0.3D_3G_AN_NO12
AOP531h-0ZGk	EMEA	Denmark	LU.S910Z.158	AOP531h-0ZGk VB32SRDK1 MC UMAGCkk 1*2G/250/6L2.6/5R/ CB_bg_0.3D_3G_AN_NO11
AOP531h-0ZGk	EMEA	Middle East	LU.S910Z.147	AOP531h-0ZGk EM VB32SRME2 MC UMAGCkk 1*2G/250/6L2.6/5R/ CB_bg_0.3D_3G_AN_AR12
AOP531h-0ZGk	EMEA	Denmark	LU.S910Z.159	AOP531h-0ZGk VB32SRDK2 MC UMAGCkk 1*2G/250/6L2.6/5R/ CB_bg_0.3D_3G_AN_ENS1
AOP531h-0ZGk	EMEA	Belgium	LU.S910Z.152	AOP531h-0ZGk VB32SRBE1 MC UMAGCkk 1*2G/250/6L2.6/5R/ CB_bg_0.3D_3G_AN_NL12
AOP531h-0ZGk	EMEA	Belgium	LU.S910Z.155	AOP531h-0ZGk VB32SRBE1 MC UMAGCkk 1*2G/250/6L2.6/5R/ CB_bg_0.3D_3G_AN_NL11
AOP531h-0ZGk	EMEA	Finland	LU.S910Z.116	AOP531h-0ZGk VB32SRFI2 MC UMAGCkk 1*2G/250/6L2.6/5R/ CB_bg_0.3D_3G_AN_FI42
AOP531h-0ZGk	EMEA	Spain	LU.S910Z.120	AOP531h-0ZGk VB32SRES1 MC UMAGCkk 1*2G/250/6L2.6/5R/ CB_bg_0.3D_3G_AN_ES52
AOP531h-0ZGk	EMEA	Luxembourg	LU.S910Z.123	AOP531h-0ZGk VB32SRLU3 MC UMAGCkk 1*2G/250/6L2.6/5R/ CB_bg_0.3D_3G_AN_IT41
AOP531h-0ZGk	EMEA	Middle East	LU.S910Z.121	AOP531h-0ZGk EM VB32SRME2 MC UMAGCkk 1*2G/250/6L2.6/5R/ CB_bg_0.3D_3G_AN_ES61



Model	RO	Country	Acer Part No	Description
AOP531h-0ZGk	EMEA	Italy	LU.S910Z.124	AOP531h-0ZGk VB32SRIT1 MC UMAGCkk 1*2G/250/6L2.6/5R/ CB_bg_0.3D_3G_AN_IT12
AOP531h-0ZGk	EMEA	Middle East	LU.S910Z.122	AOP531h-0ZGk EM VB32SRME2 MC UMAGCkk 1*2G/250/6L2.6/5R/ CB_bg_0.3D_3G_AN_AR11
AOP531h-0ZGk	EMEA	Greece	LU.S910Z.113	AOP531h-0ZGk VB32SRGR1 MC UMAGCkk 1*2G/250/6L2.6/5R/ CB_bg_0.3D_3G_AN_EL31
AOP531h-0ZGk	EMEA	Greece	LU.S910Z.114	AOP531h-0ZGk VB32SRGR1 MC UMAGCkk 1*2G/250/6L2.6/5R/ CB_bg_0.3D_3G_AN_EL32
AOP531h-0ZGk	EMEA	Middle East	LU.S910Z.109	AOP531h-0ZGk EM VB32SRME2 MC UMAGCkk 1*2G/250/6L2.6/5R/ CB_bg_0.3D_3G_AN_AR21
AOP531h-0ZGk	EMEA	Middle East	LU.S910Z.107	AOP531h-0ZGk EM VB32SRME2 MC UMAGCkk 1*2G/250/6L2.6/5R/ CB_bg_0.3D_3G_AN_ES62
AOP531h-0ZGk	EMEA	UK	LU.S910Z.111	AOP531h-0ZGk VB32SRGB1 MC UMAGCkk 1*2G/250/6L2.6/5R/ CB_bg_0.3D_3G_AN_EN11
AOP531h-0ZGk	EMEA	Middle East	LU.S910Z.108	AOP531h-0ZGk EM VB32SRME2 MC UMAGCkk 1*2G/250/6L2.6/5R/ CB_bg_0.3D_3G_AN_AR22
AOP531h-0ZGk	EMEA	France	LU.S910Z.110	AOP531h-0ZGk VB32SRFR1 MC UMAGCkk 1*2G/250/6L2.6/5R/ CB_bg_0.3D_3G_AN_FR21
AOP531h-0ZGk	EMEA	Poland	LU.S910Z.101	AOP531h-0ZGk VB32SRPL1 MC UMAGCkk 1*2G/250/6L2.6/5R/ CB_bg_0.3D_3G_AN_PL11
AOP531h-0ZGk	EMEA	South Africa	LU.S910Z.095	AOP531h-0ZGk EM VB32SRZA2 MC UMAGCkk 1*2G/250/6L2.6/5R/ CB_bg_0.3D_3G_AN_ES61
AOP531h-0ZGk	EMEA	Middle East	LU.S910Z.087	AOP531h-0ZGk EM VB32SRME6 MC UMAGCkk 1*2G/250/6L2.6/5R/ CB_bg_0.3D_3G_AN_ES61
AOP531h-0ZGk	EMEA	Middle East	LU.S910Z.082	AOP531h-0ZGk EM VB32SRME3 MC UMAGCkk 1*2G/250/6L2.6/5R/ CB_bg_0.3D_3G_AN_ES82
AOP531h-0ZGk	EMEA	Middle East	LU.S910Z.083	AOP531h-0ZGk EM VB32SRME3 MC UMAGCkk 1*2G/250/6L2.6/5R/ CB_bg_0.3D_3G_AN_ES81
AOP531h-0ZGk	EMEA	South Africa	LU.S910Z.094	AOP531h-0ZGk EM VB32SRZA1 MC UMAGCkk 1*2G/250/6L2.6/5R/ CB_bg_0.3D_3G_AN_ES82
AOP531h-0ZGk	EMEA	South Africa	LU.S910Z.093	AOP531h-0ZGk EM VB32SRZA1 MC UMAGCkk 1*2G/250/6L2.6/5R/ CB_bg_0.3D_3G_AN_ES81
AOP531h-0ZGk	EMEA	Holland	LU.S910Z.105	AOP531h-0ZGk VB32SRNL1 MC UMAGCkk 1*2G/250/6L2.6/5R/ CB_bg_0.3D_3G_AN_NL12
AOP531h-0ZGk	EMEA	Holland	LU.S910Z.085	AOP531h-0ZGk VB32SRNL1 MC UMAGCkk 1*2G/250/6L2.6/5R/ CB_bg_0.3D_3G_AN_NL11
AOP531h-0ZGk	EMEA	Middle East	LU.S910Z.103	AOP531h-0ZGk EM VB32SRME6 MC UMAGCkk 1*2G/250/6L2.6/5R/ CB_bg_0.3D_3G_AN_ES62

Model	RO	Country	Acer Part No	Description
AOP531h-0ZGk	EMEA	South Africa	LU.S910Z.096	AOP531h-0ZGk EM VB32SRZA2 MC UMAGCkk 1*2G/250/6L2.6/5R/ CB_bg_0.3D_3G_AN_ES62
AOP531h-0ZGk	EMEA	Middle East	LU.S910Z.080	AOP531h-0ZGk EM VB32SRME4 MC UMAGCkk 1*2G/250/6L2.6/5R/ CB_bg_0.3D_3G_AN_ES62
AOP531h-0ZGk	EMEA	Middle East	LU.S910Z.081	AOP531h-0ZGk EM VB32SRME4 MC UMAGCkk 1*2G/250/6L2.6/5R/ CB_bg_0.3D_3G_AN_ES61
AOP531h-0ZGk	EMEA	Russia	LU.S910Z.084	AOP531h-0ZGk VB32SRRU1 MC UMAGCkk 1*2G/250/6L2.6/5R/ CB_bg_0.3D_3G_AN_RU61
AOP531h-0ZGk	EMEA	Russia	LU.S910Z.088	AOP531h-0ZGk VB32SRRU1 MC UMAGCkk 1*2G/250/6L2.6/5R/ CB_bg_0.3D_3G_AN_RU11
AOP531h-0ZGk	EMEA	Ukraine	LU.S910Z.092	AOP531h-0ZGk VB32SRUK1 MC UMAGCkk 1*2G/250/6L2.6/5R/ CB_bg_0.3D_3G_AN_RU62
AOP531h-0ZGk	EMEA	Ukraine	LU.S910Z.090	AOP531h-0ZGk VB32SRUK1 MC UMAGCkk 1*2G/250/6L2.6/5R/ CB_bg_0.3D_3G_AN_RU61
AOP531h-0ZGk	EMEA	Middle East	LU.S910Z.104	AOP531h-0ZGk EM VB32SRME9 MC UMAGCkk 1*2G/250/6L2.6/5R/ CB_bg_0.3D_3G_AN_ES82
AOP531h-0ZGk	EMEA	Middle East	LU.S910Z.086	AOP531h-0ZGk EM VB32SRME9 MC UMAGCkk 1*2G/250/6L2.6/5R/ CB_bg_0.3D_3G_AN_ES81
AOP531h-0ZGk	EMEA	Sweden	LU.S910Z.106	AOP531h-0ZGk VB32SRSE1 MC UMAGCkk 1*2G/250/6L2.6/5R/ CB_bg_0.3D_3G_AN_FI11
AOP531h-0ZGk	EMEA	Norway	LU.S910Z.099	AOP531h-0ZGk VB32SRNO1 MC UMAGCkk 1*2G/250/6L2.6/5R/ CB_bg_0.3D_3G_AN_NO12
AOP531h-0ZGk	EMEA	Norway	LU.S910Z.098	AOP531h-0ZGk VB32SRNO1 MC UMAGCkk 1*2G/250/6L2.6/5R/ CB_bg_0.3D_3G_AN_NO11
AOP531h-0ZGk	EMEA	Sweden	LU.S910Z.102	AOP531h-0ZGk VB32SRSE1 MC UMAGCkk 1*2G/250/6L2.6/5R/ CB_bg_0.3D_3G_AN_FI12
AOP531h-0ZGk	EMEA	Portugal	LU.S910Z.097	AOP531h-0ZGk VB32SRPT1 MC UMAGCkk 1*2G/250/6L2.6/5R/ CB_bg_0.3D_3G_AN_PT12
AOP531h-0ZGk	EMEA	Portugal	LU.S910Z.089	AOP531h-0ZGk VB32SRPT1 MC UMAGCkk 1*2G/250/6L2.6/5R/ CB_bg_0.3D_3G_AN_PT11
AOP531h-0ZGk	EMEA	Czech	LU.S910Z.059	AOP531h-0ZGk EM VB32SRCZ2 MC UMAGCkk 1*2G/250/BT/6L2.6/5R/ CB_bg_0.3D_3G_AN_SK11
AOP531h-0ZGk	EMEA	Greece	LU.S910Z.064	AOP531h-0ZGk VB32SRGR1 MC UMAGCkk 1*2G/250/BT/6L2.6/5R/ CB_bg_0.3D_3G_AN_EL31
AOP531h-0ZGk	EMEA	France	LU.S910Z.062	AOP531h-0ZGk VB32SRFR1 MC UMAGCkk 1*2G/250/BT/6L2.6/5R/ CB_bg_0.3D_3G_AN_FR21
AOP531h-0ZGk	EMEA	Finland	LU.S910Z.072	AOP531h-0ZGk VB32SRFI2 MC UMAGCkk 1*2G/250/BT/6L2.6/5R/ CB_bg_0.3D_3G_AN_FI32

Model	RO	Country	Acer Part No	Description
AOP531h-0ZGk	EMEA	Finland	LU.S910Z.060	AOP531h-0ZGk VB32SRFI2 MC UMAGCkk 1*2G/250/BT/6L2.6/5R/ CB_bg_0.3D_3G_AN_SV42
AOP531h-0ZGk	EMEA	Denmark	LU.S910Z.070	AOP531h-0ZGk VB32SRDK1 MC UMAGCkk 1*2G/250/BT/6L2.6/5R/ CB_bg_0.3D_3G_AN_NO12
AOP531h-0ZGk	EMEA	Denmark	LU.S910Z.069	AOP531h-0ZGk VB32SRDK1 MC UMAGCkk 1*2G/250/BT/6L2.6/5R/ CB_bg_0.3D_3G_AN_NO11
AOP531h-0ZGk	EMEA	UK	LU.S910Z.063	AOP531h-0ZGk VB32SRGB1 MC UMAGCkk 1*2G/250/BT/6L2.6/5R/ CB_bg_0.3D_3G_AN_EN11
AOP531h-0ZGk	EMEA	Denmark	LU.S910Z.067	AOP531h-0ZGk VB32SRDK2 MC UMAGCkk 1*2G/250/BT/6L2.6/5R/ CB_bg_0.3D_3G_AN_ENS1
AOP531h-0ZGk	EMEA	Belgium	LU.S910Z.076	AOP531h-0ZGk VB32SRBE1 MC UMAGCkk 1*2G/250/BT/6L2.6/5R/ CB_bg_0.3D_3G_AN_NL12
AOP531h-0ZGk	EMEA	Belgium	LU.S910Z.077	AOP531h-0ZGk VB32SRBE1 MC UMAGCkk 1*2G/250/BT/6L2.6/5R/ CB_bg_0.3D_3G_AN_NL11
AOP531h-0ZGk	EMEA	Switzerland	LU.S910Z.074	AOP531h-0ZGk VB32SRCH1 MC UMAGCkk 1*2G/250/BT/6L2.6/5R/ CB_bg_0.3D_3G_AN_IT82
AOP531h-0ZGk	EMEA	Switzerland	LU.S910Z.075	AOP531h-0ZGk VB32SRCH1 MC UMAGCkk 1*2G/250/BT/6L2.6/5R/ CB_bg_0.3D_3G_AN_IT42
AOP531h-0ZGk	EMEA	Switzerland	LU.S910Z.065	AOP531h-0ZGk VB32SRCH1 MC UMAGCkk 1*2G/250/BT/6L2.6/5R/ CB_bg_0.3D_3G_AN_IT41
AOP531h-0ZGk	EMEA	Spain	LU.S910Z.054	AOP531h-0ZGk VB32SRES1 MC UMAGCkk 1*2G/250/BT/6L2.6/5R/ CB_bg_0.3D_3G_AN_ES52
AOP531h-0ZGk	EMEA	Spain	LU.S910Z.055	AOP531h-0ZGk VB32SRES1 MC UMAGCkk 1*2G/250/BT/6L2.6/5R/ CB_bg_0.3D_3G_AN_ES51
AOP531h-0ZGk	EMEA	Finland	LU.S910Z.073	AOP531h-0ZGk VB32SRFI2 MC UMAGCkk 1*2G/250/BT/6L2.6/5R/ CB_bg_0.3D_3G_AN_FI42
AOP531h-0ZGk	EMEA	Austria	LU.S910Z.078	AOP531h-0ZGk VB32SRAT1 MC UMAGCkk 1*2G/250/BT/6L2.6/5R/ CB_bg_0.3D_3G_AN_DE62
AOP531h-0ZGk	EMEA	Germany	LU.S910Z.056	AOP531h-0ZGk VB32SRDE1 MC UMAGCkk 1*2G/250/BT/6L2.6/5R/ CB_bg_0.3D_3G_AN_DE63
AOP531h-0ZGk	EMEA	Germany	LU.S910Z.057	AOP531h-0ZGk VB32SRDE1 MC UMAGCkk 1*2G/250/BT/6L2.6/5R/ CB_bg_0.3D_3G_AN_DE11
AOP531h-0ZGk	EMEA	Austria	LU.S910Z.079	AOP531h-0ZGk VB32SRAT1 MC UMAGCkk 1*2G/250/BT/6L2.6/5R/ CB_bg_0.3D_3G_AN_DE61
AOP531h-0ZGk	EMEA	France	LU.S910Z.061	AOP531h-0ZGk VB32SRFR1 MC UMAGCkk 1*2G/250/BT/6L2.6/5R/ CB_bg_0.3D_3G_AN_ES81
AOP531h-0ZGk	EMEA	Czech	LU.S910Z.058	AOP531h-0ZGk EM VB32SRCZ2 MC UMAGCkk 1*2G/250/BT/6L2.6/5R/ CB_bg_0.3D_3G_AN_SK12

Model	RO	Country	Acer Part No	Description
AOP531h-0ZGk	EMEA	Greece	LU.S910Z.029	AOP531h-0ZGk VB32SRGR1 MC UMAGCkk 1*2G/250/BT/6L2.6/5R/ CB_bg_0.3D_3G_AN_EL32
AOP531h-0ZGk	EMEA	Middle East	LU.S910Z.028	AOP531h-0ZGk EM VB32SRME2 MC UMAGCkk 1*2G/250/BT/6L2.6/5R/ CB_bg_0.3D_3G_AN_ES62
AOP531h-0ZGk	EMEA	Norway	LU.S910Z.034	AOP531h-0ZGk VB32SRNO1 MC UMAGCkk 1*2G/250/BT/6L2.6/5R/ CB_bg_0.3D_3G_AN_NO12
AOP531h-0ZGk	EMEA	Ukraine	LU.S910Z.040	AOP531h-0ZGk VB32SRUK1 MC UMAGCkk 1*2G/250/BT/6L2.6/5R/ CB_bg_0.3D_3G_AN_RU61
AOP531h-0ZGk	EMEA	Russia	LU.S910Z.038	AOP531h-0ZGk VB32SRRU1 MC UMAGCkk 1*2G/250/BT/6L2.6/5R/ CB_bg_0.3D_3G_AN_RU11
AOP531h-0ZGk	EMEA	Russia	LU.S910Z.036	AOP531h-0ZGk VB32SRRU1 MC UMAGCkk 1*2G/250/BT/6L2.6/5R/ CB_bg_0.3D_3G_AN_RU61
AOP531h-0ZGk	EMEA	Middle East	LU.S910Z.027	AOP531h-0ZGk EM VB32SRME4 MC UMAGCkk 1*2G/250/BT/6L2.6/5R/ CB_bg_0.3D_3G_AN_ES61
AOP531h-0ZGk	EMEA	Finland	LU.S910Z.041	AOP531h-0ZGk VB32SRFI2 MC UMAGCkk 1*2G/250/BT/6L2.6/5R/ CB_bg_0.3D_3G_AN_FI12
AOP531h-0ZGk	EMEA	Finland	LU.S910Z.042	AOP531h-0ZGk VB32SRFI2 MC UMAGCkk 1*2G/250/BT/6L2.6/5R/ CB_bg_0.3D_3G_AN_FI11
AOP531h-0ZGk	EMEA	Sweden	LU.S910Z.037	AOP531h-0ZGk VB32SRSE1 MC UMAGCkk 1*2G/250/BT/6L2.6/5R/ CB_bg_0.3D_3G_AN_FI12
AOP531h-0ZGk	EMEA	Italy	LU.S910Z.033	AOP531h-0ZGk VB32SRIT1 MC UMAGCkk 1*2G/250/BT/6L2.6/5R/ CB_bg_0.3D_3G_AN_IT12
AOP531h-0ZGk	EMEA	Portugal	LU.S910Z.035	AOP531h-0ZGk VB32SRPT1 MC UMAGCkk 1*2G/250/BT/6L2.6/5R/ CB_bg_0.3D_3G_AN_PT11
AOP531h-0ZGk	EMEA	Israel	LU.S910Z.032	AOP531h-0ZGk VB32SRIL1 MC UMAGCkk 1*2G/250/BT/6L2.6/5R/ CB_bg_0.3D_3G_AN_HE11
AOP531h-0ZGk	EMEA	South Africa	LU.S910Z.039	AOP531h-0ZGk EM VB32SRZA1 MC UMAGCkk 1*2G/250/BT/6L2.6/5R/ CB_bg_0.3D_3G_AN_ES82
AOP531h-0ZGk	EMEA	Middle East	LU.S910Z.011	AOP531h-0ZGk EM VB32SRME6 MC UMAGCkk 1*2G/250/BT/6L2.6/5R/ CB_bg_0.3D_3G_AN_ES61
AOP531h-0ZGk	EMEA	Poland	LU.S910Z.008	AOP531h-0ZGk VB32SRPL1 MC UMAGCkk 1*2G/250/BT/6L2.6/5R/ CB_bg_0.3D_3G_AN_PL11
AOP531h-0ZGk	EMEA	South Africa	LU.S910Z.001	AOP531h-0ZGk EM VB32SRZA2 MC UMAGCkk 1*2G/250/BT/6L2.6/5R/ CB_bg_0.3D_3G_AN_ES62
AOP531h-0ZGk	EMEA	South Africa	LU.S910Z.002	AOP531h-0ZGk EM VB32SRZA2 MC UMAGCkk 1*2G/250/BT/6L2.6/5R/ CB_bg_0.3D_3G_AN_ES61
AOP531h-0ZGk	EMEA	Sweden	LU.S910Z.006	AOP531h-0ZGk VB32SRSE1 MC UMAGCkk 1*2G/250/BT/6L2.6/5R/ CB_bg_0.3D_3G_AN_FI11

Model	RO	Country	Acer Part No	Description
AOP531h-0ZGk	EMEA	Middle East	LU.S910Z.025	AOP531h-0ZGk EM VB32SRME2 MC UMAGCkk 1*2G/250/BT/6L2.6/5R/ CB_bg_0.3D_3G_AN_ES61
AOP531h-0ZGk	EMEA	Middle East	LU.S910Z.024	AOP531h-0ZGk EM VB32SRME2 MC UMAGCkk 1*2G/250/BT/6L2.6/5R/ CB_bg_0.3D_3G_AN_AR22
AOP531h-0ZGk	EMEA	Middle East	LU.S910Z.023	AOP531h-0ZGk EM VB32SRME2 MC UMAGCkk 1*2G/250/BT/6L2.6/5R/ CB_bg_0.3D_3G_AN_AR21
AOP531h-0ZGk	EMEA	Middle East	LU.S910Z.022	AOP531h-0ZGk EM VB32SRME2 MC UMAGCkk 1*2G/250/BT/6L2.6/5R/ CB_bg_0.3D_3G_AN_AR12
AOP531h-0ZGk	EMEA	Middle East	LU.S910Z.021	AOP531h-0ZGk EM VB32SRME2 MC UMAGCkk 1*2G/250/BT/6L2.6/5R/ CB_bg_0.3D_3G_AN_AR11
AOP531h-0ZGk	EMEA	Norway	LU.S910Z.017	AOP531h-0ZGk VB32SRNO1 MC UMAGCkk 1*2G/250/BT/6L2.6/5R/ CB_bg_0.3D_3G_AN_NO11
AOP531h-0ZGk	EMEA	Ukraine	LU.S910Z.004	AOP531h-0ZGk VB32SRUK1 MC UMAGCkk 1*2G/250/BT/6L2.6/5R/ CB_bg_0.3D_3G_AN_RU62
AOP531h-0ZGk	EMEA	Middle East	LU.S910Z.010	AOP531h-0ZGk EM VB32SRME4 MC UMAGCkk 1*2G/250/BT/6L2.6/5R/ CB_bg_0.3D_3G_AN_ES62
AOP531h-0ZGk	EMEA	Luxembourg	LU.S910Z.020	AOP531h-0ZGk VB32SRLU3 MC UMAGCkk 1*2G/250/BT/6L2.6/5R/ CB_bg_0.3D_3G_AN_IT42
AOP531h-0ZGk	EMEA	Luxembourg	LU.S910Z.019	AOP531h-0ZGk VB32SRLU3 MC UMAGCkk 1*2G/250/BT/6L2.6/5R/ CB_bg_0.3D_3G_AN_IT41
AOP531h-0ZGk	EMEA	Middle East	LU.S910Z.014	AOP531h-0ZGk EM VB32SRME9 MC UMAGCkk 1*2G/250/BT/6L2.6/5R/ CB_bg_0.3D_3G_AN_ES82
AOP531h-0ZGk	EMEA	Middle East	LU.S910Z.013	AOP531h-0ZGk EM VB32SRME9 MC UMAGCkk 1*2G/250/BT/6L2.6/5R/ CB_bg_0.3D_3G_AN_ES81
AOP531h-0ZGk	EMEA	Italy	LU.S910Z.018	AOP531h-0ZGk VB32SRIT1 MC UMAGCkk 1*2G/250/BT/6L2.6/5R/ CB_bg_0.3D_3G_AN_IT14
AOP531h-0ZGk	EMEA	Portugal	LU.S910Z.007	AOP531h-0ZGk VB32SRPT1 MC UMAGCkk 1*2G/250/BT/6L2.6/5R/ CB_bg_0.3D_3G_AN_PT12
AOP531h-0ZGk	EMEA	South Africa	LU.S910Z.003	AOP531h-0ZGk EM VB32SRZA1 MC UMAGCkk 1*2G/250/BT/6L2.6/5R/ CB_bg_0.3D_3G_AN_ES81
AOP531h-0ZGk	EMEA	Middle East	LU.S910Z.009	AOP531h-0ZGk EM VB32SRME3 MC UMAGCkk 1*2G/250/BT/6L2.6/5R/ CB_bg_0.3D_3G_AN_ES82
AOP531h-0ZGk	EMEA	Middle East	LU.S910Z.026	AOP531h-0ZGk EM VB32SRME3 MC UMAGCkk 1*2G/250/BT/6L2.6/5R/ CB_bg_0.3D_3G_AN_ES81
AOP531h-0ZGk	EMEA	Middle East	LU.S910Z.012	AOP531h-0ZGk EM VB32SRME6 MC UMAGCkk 1*2G/250/BT/6L2.6/5R/ CB_bg_0.3D_3G_AN_ES62
AOP531h-0ZGk	EMEA	Holland	LU.S910Z.015	AOP531h-0ZGk VB32SRNL1 MC UMAGCkk 1*2G/250/BT/6L2.6/5R/ CB_bg_0.3D_3G_AN_NL11

Model	RO	Country	Acer Part No	Description
AOP531h-0ZGk	EMEA	Holland	LU.S910Z.016	AOP531h-0ZGk VB32SRNL1 MC UMAGCkk 1*2G/250/BT/6L2.6/5R/ CB_bg_0.3D_3G_AN_NL12

Acer Part No	CPU	LCD	VGA Chip	Memory 1	HDD 1(GB)	Extra SW1
LU.S9406.060	ATMN 270B	NLED10.1W SVGAG	UMA	SO2GBII6	F64GB	McAfee
LU.S9406.070	ATMN 270B	NLED10.1W SVGAG	UMA	SO2GBII6	F64GB	McAfee
LU.S9406.046	ATMN 270B	NLED10.1W SVGAG	UMA	SO2GBII6	F64GB	McAfee
LU.S9406.080	ATMN 270B	NLED10.1W SVGAG	UMA	SO2GBII6	F64GB	McAfee
LU.S9406.066	ATMN 270B	NLED10.1W SVGAG	UMA	SO2GBII6	F64GB	McAfee
LU.S9406.067	ATMN 270B	NLED10.1W SVGAG	UMA	SO2GBII6	F64GB	McAfee
LU.S9406.069	ATMN 270B	NLED10.1W SVGAG	UMA	SO2GBII6	F64GB	McAfee
LU.S9406.068	ATMN 270B	NLED10.1W SVGAG	UMA	SO2GBII6	F64GB	McAfee
LU.S9406.075	ATMN 270B	NLED10.1W SVGAG	UMA	SO2GBII6	F64GB	McAfee
LU.S9406.073	ATMN 270B	NLED10.1W SVGAG	UMA	SO2GBII6	F64GB	McAfee
LU.S9406.074	ATMN 270B	NLED10.1W SVGAG	UMA	SO2GBII6	F64GB	McAfee
LU.S9406.084	ATMN 270B	NLED10.1W SVGAG	UMA	SO2GBII6	F64GB	McAfee
LU.S9406.087	ATMN 270B	NLED10.1W SVGAG	UMA	SO2GBII6	F64GB	McAfee
LU.S9406.079	ATMN 270B	NLED10.1W SVGAG	UMA	SO2GBII6	F64GB	McAfee
LU.S9406.078	ATMN 270B	NLED10.1W SVGAG	UMA	SO2GBII6	F64GB	McAfee
LU.S9406.077	ATMN 270B	NLED10.1W SVGAG	UMA	SO2GBII6	F64GB	McAfee
LU.S9406.076	ATMN 270B	NLED10.1W SVGAG	UMA	SO2GBII6	F64GB	McAfee
LU.S9406.081	ATMN 270B	NLED10.1W SVGAG	UMA	SO2GBII6	F64GB	McAfee
LU.S9406.085	ATMN 270B	NLED10.1W SVGAG	UMA	SO2GBII6	F64GB	McAfee
LU.S9406.072	ATMN 270B	NLED10.1W SVGAG	UMA	SO2GBII6	F64GB	McAfee
LU.S9406.082	ATMN 270B	NLED10.1W SVGAG	UMA	SO2GBII6	F64GB	McAfee
LU.S9406.083	ATMN 270B	NLED10.1W SVGAG	UMA	SO2GBII6	F64GB	McAfee
LU.S9406.086	ATMN 270B	NLED10.1W SVGAG	UMA	SO2GBII6	F64GB	McAfee
LU.S9406.054	ATMN 270B	NLED10.1W SVGAG	UMA	SO2GBII6	F64GB	McAfee

Acer Part No	CPU	LCD	VGA Chip	Memory 1	HDD 1(GB)	Extra SW1
LU.S9406.052	ATMN 270B	NLED10.1W SVGAG	UMA	SO2GBII6	F64GB	McAfee
LU.S9406.045	ATMN 270B	NLED10.1W SVGAG	UMA	SO2GBII6	F64GB	McAfee
LU.S9406.044	ATMN 270B	NLED10.1W SVGAG	UMA	SO2GBII6	F64GB	McAfee
LU.S9406.063	ATMN 270B	NLED10.1W SVGAG	UMA	SO2GBII6	F64GB	McAfee
LU.S9406.050	ATMN 270B	NLED10.1W SVGAG	UMA	SO2GBII6	F64GB	McAfee
LU.S9406.049	ATMN 270B	NLED10.1W SVGAG	UMA	SO2GBII6	F64GB	McAfee
LU.S9406.047	ATMN 270B	NLED10.1W SVGAG	UMA	SO2GBII6	F64GB	McAfee
LU.S9406.057	ATMN 270B	NLED10.1W SVGAG	UMA	SO2GBII6	F64GB	McAfee
LU.S9406.071	ATMN 270B	NLED10.1W SVGAG	UMA	SO2GBII6	F64GB	McAfee
LU.S9406.061	ATMN 270B	NLED10.1W SVGAG	UMA	SO2GBII6	F64GB	McAfee
LU.S9406.056	ATMN 270B	NLED10.1W SVGAG	UMA	SO2GBII6	F64GB	McAfee
LU.S9406.065	ATMN 270B	NLED10.1W SVGAG	UMA	SO2GBII6	F64GB	McAfee
LU.S9406.048	ATMN 270B	NLED10.1W SVGAG	UMA	SO2GBII6	F64GB	McAfee
LU.S9406.064	ATMN 270B	NLED10.1W SVGAG	UMA	SO2GBII6	F64GB	McAfee
LU.S9406.051	ATMN 270B	NLED10.1W SVGAG	UMA	SO2GBII6	F64GB	McAfee
LU.S9406.055	ATMN 270B	NLED10.1W SVGAG	UMA	SO2GBII6	F64GB	McAfee
LU.S9406.059	ATMN 270B	NLED10.1W SVGAG	UMA	SO2GBII6	F64GB	McAfee
LU.S9406.058	ATMN 270B	NLED10.1W SVGAG	UMA	SO2GBII6	F64GB	McAfee
LU.S9406.053	ATMN 270B	NLED10.1W SVGAG	UMA	SO2GBII6	F64GB	McAfee
LU.S9406.062	ATMN 270B	NLED10.1W SVGAG	UMA	SO2GBII6	F64GB	McAfee
S2.S940B.001	ATMN 270B	NLED10.1W SVGAG	UMA	SO1GBII6	F64GB	McAfee
S2.S930B.001	ATMN 280B	NLED10.1W SVGAG	UMA	SO1GBII6	F16GB	McAfee
S2.S930B.002	ATMN 280B	NLED10.1W SVGAG	UMA	SO1GBII6	F16GB	McAfee
LU.S920C.001	ATMN 280B	NLED10.1W SVGAG	UMA	SO1GBII6	N160GB5.4 KS	N
LU.S920C.003	ATMN 270B	NLED10.1W SVGAG	UMA	SO1GBII6	N160GB5.4 KS	N
LU.S920C.002	ATMN 270B	NLED10.1W SVGAG	UMA	SO1GBII6	N160GB5.4 KS	N



Acer Part No	CPU	LCD	VGA Chip	Memory 1	HDD 1(GB)	Extra SW1
LU.S9206.092	ATMN 270B	NLED10.1W SVGAG	UMA	SO2GBII6	N160GB5.4 KS	McAfee
LU.S9206.109	ATMN 270B	NLED10.1W SVGAG	UMA	SO2GBII6	SSD2564	McAfee
LU.S920Z.092	ATMN 270B	NLED10.1W SVGAG	UMA	SO1GBII6	N250GB5.4 KS	McAfee
LU.S920Z.144	ATMN 270B	NLED10.1W SVGAG	UMA	SO1GBII6	SSD2564	McAfee
LU.S9206.091	ATMN 270B	NLED10.1W SVGAG	UMA	SO2GBII6	N160GB5.4 KS	McAfee
LU.S9206.271	ATMN 270B	NLED10.1W SVGAG	UMA	SO2GBII6	N160GB5.4 KS	McAfee
LU.S9206.090	ATMN 270B	NLED10.1W SVGAG	UMA	SO2GBII6	N250GB5.4 KS	McAfee
LU.S920B.131	ATMN 270B	NLED10.1W SVGAG	UMA	SO1GBII6	N160GB5.4 KS	McAfee
LU.S9206.098	ATMN 270B	NLED10.1W SVGAG	UMA	SO2GBII6	SSD2564	McAfee
LU.S9205.001	ATMN 280B	NLED10.1W SVGAG	UMA	SO1GBII6	N160GB5.4 KS	McAfee
LU.S9206.265	ATMN 270B	NLED10.1W SVGAG	UMA	SO1GBII6	N250GB5.4 KS	McAfee
LU.S9206.038	ATMN 270B	NLED10.1W SVGAG	UMA	SO1GBII6	N250GB5.4 KS	McAfee
LU.S9206.176	ATMN 270B	NLED10.1W SVGAG	UMA	SO2GBII6	SSD2564	McAfee
LU.S9206.221	ATMN 270B	NLED10.1W SVGAG	UMA	SO2GBII6	N250GB5.4 KS	McAfee
LU.S9206.096	ATMN 270B	NLED10.1W SVGAG	UMA	SO2GBII6	SSD2564	McAfee
LU.S9206.083	ATMN 270B	NLED10.1W SVGAG	UMA	SO2GBII6	N250GB5.4 KS	McAfee
LU.S9206.275	ATMN 270B	NLED10.1W SVGAG	UMA	SO2GBII6	N250GB5.4 KS	McAfee
LU.S9206.274	ATMN 270B	NLED10.1W SVGAG	UMA	SO2GBII6	SSD2564	McAfee
LU.S920B.130	ATMN 270B	NLED10.1W SVGAG	UMA	SO1GBII6	N160GB5.4 KS	McAfee
LU.S9206.273	ATMN 270B	NLED10.1W SVGAG	UMA	SO2GBII6	N160GB5.4 KS	McAfee
LU.S9206.264	ATMN 270B	NLED10.1W SVGAG	UMA	SO1GBII6	N250GB5.4 KS	McAfee
LU.S9206.087	ATMN 270B	NLED10.1W SVGAG	UMA	SO2GBII6	N250GB5.4 KS	McAfee
LU.S9206.093	ATMN 270B	NLED10.1W SVGAG	UMA	SO2GBII6	SSD2564	McAfee
LU.S9206.175	ATMN 270B	NLED10.1W SVGAG	UMA	SO2GBII6	SSD2564	McAfee
LU.S9206.039	ATMN 270B	NLED10.1W SVGAG	UMA	SO1GBII6	N250GB5.4 KS	McAfee
LU.S9206.220	ATMN 270B	NLED10.1W SVGAG	UMA	SO2GBII6	N250GB5.4 KS	McAfee

Acer Part No	CPU	LCD	VGA Chip	Memory 1	HDD 1(GB)	Extra SW1
LU.S9206.028	ATMN 270B	NLED10.1W SVGAG	UMA	SO1GBII6	N250GB5.4 KS	McAfee
LU.S9206.164	ATMN 270B	NLED10.1W SVGAG	UMA	SO2GBII6	SSD2564	McAfee
LU.S9206.140	ATMN 270B	NLED10.1W SVGAG	UMA	SO2GBII6	SSD2564	McAfee
LU.S9206.003	ATMN 270B	NLED10.1W SVGAG	UMA	SO1GBII6	N250GB5.4 KS	McAfee
LU.S9206.184	ATMN 270B	NLED10.1W SVGAG	UMA	SO2GBII6	N250GB5.4 KS	McAfee
LU.S9206.049	ATMN 270B	NLED10.1W SVGAG	UMA	SO2GBII6	N250GB5.4 KS	McAfee
LU.S9206.133	ATMN 270B	NLED10.1W SVGAG	UMA	SO2GBII6	SSD2564	McAfee
LU.S9206.229	ATMN 270B	NLED10.1W SVGAG	UMA	SO1GBII6	N250GB5.4 KS	McAfee
LU.S9206.156	ATMN 270B	NLED10.1W SVGAG	UMA	SO2GBII6	SSD2564	McAfee
LU.S9206.018	ATMN 270B	NLED10.1W SVGAG	UMA	SO1GBII6	N250GB5.4 KS	McAfee
LU.S9206.201	ATMN 270B	NLED10.1W SVGAG	UMA	SO2GBII6	N250GB5.4 KS	McAfee
LU.S9206.064	ATMN 270B	NLED10.1W SVGAG	UMA	SO2GBII6	N250GB5.4 KS	McAfee
LU.S9206.116	ATMN 270B	NLED10.1W SVGAG	UMA	SO2GBII6	SSD2564	McAfee
LU.S9206.245	ATMN 270B	NLED10.1W SVGAG	UMA	SO1GBII6	N250GB5.4 KS	McAfee
LU.S9206.256	ATMN 270B	NLED10.1W SVGAG	UMA	SO1GBII6	N250GB5.4 KS	McAfee
LU.S9206.253	ATMN 270B	NLED10.1W SVGAG	UMA	SO1GBII6	N250GB5.4 KS	McAfee
LU.S9206.106	ATMN 270B	NLED10.1W SVGAG	UMA	SO2GBII6	SSD2564	McAfee
LU.S9206.075	ATMN 270B	NLED10.1W SVGAG	UMA	SO2GBII6	N250GB5.4 KS	McAfee
LU.S9206.107	ATMN 270B	NLED10.1W SVGAG	UMA	SO2GBII6	SSD2564	McAfee
LU.S9206.110	ATMN 270B	NLED10.1W SVGAG	UMA	SO2GBII6	SSD2564	McAfee
LU.S9206.074	ATMN 270B	NLED10.1W SVGAG	UMA	SO2GBII6	N250GB5.4 KS	McAfee
LU.S9206.212	ATMN 270B	NLED10.1W SVGAG	UMA	SO2GBII6	N250GB5.4 KS	McAfee
LU.S9206.166	ATMN 270B	NLED10.1W SVGAG	UMA	SO2GBII6	SSD2564	McAfee
LU.S9206.167	ATMN 270B	NLED10.1W SVGAG	UMA	SO2GBII6	SSD2564	McAfee
LU.S9206.024	ATMN 270B	NLED10.1W SVGAG	UMA	SO1GBII6	N250GB5.4 KS	McAfee
LU.S9206.030	ATMN 270B	NLED10.1W SVGAG	UMA	SO1GBII6	N250GB5.4 KS	McAfee

Acer Part No	CPU	LCD	VGA Chip	Memory 1	HDD 1(GB)	Extra SW1
LU.S9206.209	ATMN 270B	NLED10.1W SVGAG	UMA	SO2GBII6	N250GB5.4 KS	McAfee
LU.S9206.211	ATMN 270B	NLED10.1W SVGAG	UMA	SO2GBII6	N250GB5.4 KS	McAfee
LU.S9206.073	ATMN 270B	NLED10.1W SVGAG	UMA	SO2GBII6	N250GB5.4 KS	McAfee
LU.S9206.255	ATMN 270B	NLED10.1W SVGAG	UMA	SO1GBII6	N250GB5.4 KS	McAfee
LU.S9206.161	ATMN 270B	NLED10.1W SVGAG	UMA	SO2GBII6	SSD2564	McAfee
LU.S9206.165	ATMN 270B	NLED10.1W SVGAG	UMA	SO2GBII6	SSD2564	McAfee
LU.S9206.026	ATMN 270B	NLED10.1W SVGAG	UMA	SO1GBII6	N250GB5.4 KS	McAfee
LU.S9206.029	ATMN 270B	NLED10.1W SVGAG	UMA	SO1GBII6	N250GB5.4 KS	McAfee
LU.S9206.206	ATMN 270B	NLED10.1W SVGAG	UMA	SO2GBII6	N250GB5.4 KS	McAfee
LU.S9206.210	ATMN 270B	NLED10.1W SVGAG	UMA	SO2GBII6	N250GB5.4 KS	McAfee
LU.S9206.076	ATMN 270B	NLED10.1W SVGAG	UMA	SO2GBII6	N250GB5.4 KS	McAfee
LU.S9206.077	ATMN 270B	NLED10.1W SVGAG	UMA	SO2GBII6	N250GB5.4 KS	McAfee
LU.S9206.162	ATMN 270B	NLED10.1W SVGAG	UMA	SO2GBII6	SSD2564	McAfee
LU.S9206.027	ATMN 270B	NLED10.1W SVGAG	UMA	SO1GBII6	N250GB5.4 KS	McAfee
LU.S9206.105	ATMN 270B	NLED10.1W SVGAG	UMA	SO2GBII6	SSD2564	McAfee
LU.S9206.108	ATMN 270B	NLED10.1W SVGAG	UMA	SO2GBII6	SSD2564	McAfee
LU.S9206.250	ATMN 270B	NLED10.1W SVGAG	UMA	SO1GBII6	N250GB5.4 KS	McAfee
LU.S9206.254	ATMN 270B	NLED10.1W SVGAG	UMA	SO1GBII6	N250GB5.4 KS	McAfee
LU.S9206.252	ATMN 270B	NLED10.1W SVGAG	UMA	SO1GBII6	N250GB5.4 KS	McAfee
LU.S9206.103	ATMN 270B	NLED10.1W SVGAG	UMA	SO2GBII6	SSD2564	McAfee
LU.S9206.208	ATMN 270B	NLED10.1W SVGAG	UMA	SO2GBII6	N250GB5.4 KS	McAfee
LU.S9206.163	ATMN 270B	NLED10.1W SVGAG	UMA	SO2GBII6	SSD2564	McAfee
LU.S9206.207	ATMN 270B	NLED10.1W SVGAG	UMA	SO2GBII6	N250GB5.4 KS	McAfee
LU.S9206.078	ATMN 270B	NLED10.1W SVGAG	UMA	SO2GBII6	N250GB5.4 KS	McAfee
LU.S9206.104	ATMN 270B	NLED10.1W SVGAG	UMA	SO2GBII6	SSD2564	McAfee
LU.S9206.251	ATMN 270B	NLED10.1W SVGAG	UMA	SO1GBII6	N250GB5.4 KS	McAfee

Acer Part No	CPU	LCD	VGA Chip	Memory 1	HDD 1(GB)	Extra SW1
LU.S9206.025	ATMN 270B	NLED10.1W SVGAG	UMA	SO1GBII6	N250GB5.4 KS	McAfee
LU.S9206.079	ATMN 270B	NLED10.1W SVGAG	UMA	SO2GBII6	N250GB5.4 KS	McAfee
LU.S920Z.174	ATMN 270B	NLED10.1W SVGAG	UMA	SO1GBII6	SSD2564	McAfee
LU.S920Z.247	ATMN 270B	NLED10.1W SVGAG	UMA	SO2GBII6	SSD2564	McAfee
LU.S920Z.134	ATMN 280B	NLED10.1W SVGAG	UMA	SO2GBII6	N250GB5.4 KS	McAfee
LU.S920Z.256	ATMN 270B	NLED10.1W SVGAG	UMA	SO2GBII6	SSD2564	McAfee
LU.S920Z.153	ATMN 270B	NLED10.1W SVGAG	UMA	SO1GBII6	SSD2564	McAfee
LU.S920Z.007	ATMN 270B	NLED10.1W SVGAG	UMA	SO2GBII6	N250GB5.4 KS	McAfee
LU.S920Z.052	ATMN 270B	NLED10.1W SVGAG	UMA	SO1GBII6	N250GB5.4 KS	McAfee
LU.S920Z.152	ATMN 270B	NLED10.1W SVGAG	UMA	SO1GBII6	SSD2564	McAfee
LU.S920Z.108	ATMN 270B	NLED10.1W SVGAG	UMA	SO1GBII6	N250GB5.4 KS	McAfee
LU.S920Z.132	ATMN 280B	NLED10.1W SVGAG	UMA	SO2GBII6	N250GB5.4 KS	McAfee
LU.S920Z.131	ATMN 280B	NLED10.1W SVGAG	UMA	SO2GBII6	N250GB5.4 KS	McAfee
LU.S920Z.079	ATMN 270B	NLED10.1W SVGAG	UMA	SO1GBII6	N250GB5.4 KS	McAfee
LU.S920Z.027	ATMN 270B	NLED10.1W SVGAG	UMA	SO2GBII6	N250GB5.4 KS	McAfee
LU.S920Z.114	ATMN 270B	NLED10.1W SVGAG	UMA	SO1GBII6	N250GB5.4 KS	McAfee
LU.S920Z.014	ATMN 270B	NLED10.1W SVGAG	UMA	SO2GBII6	N250GB5.4 KS	McAfee
LU.S920Z.166	ATMN 270B	NLED10.1W SVGAG	UMA	SO1GBII6	SSD2564	McAfee
LU.S920Z.141	ATMN 270B	NLED10.1W SVGAG	UMA	SO1GBII6	SSD2564	McAfee
LU.S920Z.170	ATMN 270B	NLED10.1W SVGAG	UMA	SO1GBII6	SSD2564	McAfee
LU.S920Z.260	ATMN 270B	NLED10.1W SVGAG	UMA	SO2GBII6	SSD2564	McAfee
LU.S920Z.113	ATMN 270B	NLED10.1W SVGAG	UMA	SO1GBII6	N250GB5.4 KS	McAfee
LU.S920Z.067	ATMN 270B	NLED10.1W SVGAG	UMA	SO1GBII6	N250GB5.4 KS	McAfee
LU.S920Z.043	ATMN 270B	NLED10.1W SVGAG	UMA	SO2GBII6	N250GB5.4 KS	McAfee
LU.S920Z.259	ATMN 270B	NLED10.1W SVGAG	UMA	SO2GBII6	SSD2564	McAfee
LU.S920Z.167	ATMN 270B	NLED10.1W SVGAG	UMA	SO1GBII6	SSD2564	McAfee

Acer Part No	CPU	LCD	VGA Chip	Memory 1	HDD 1(GB)	Extra SW1
LU.S920Z.145	ATMN 270B	NLED10.1W SVGAG	UMA	SO1GBII6	SSD2564	McAfee
LU.S920Z.243	ATMN 270B	NLED10.1W SVGAG	UMA	SO2GBII6	SSD2564	McAfee
LU.S920Z.116	ATMN 270B	NLED10.1W SVGAG	UMA	SO1GBII6	N250GB5.4 KS	McAfee
LU.S920Z.068	ATMN 270B	NLED10.1W SVGAG	UMA	SO1GBII6	N250GB5.4 KS	McAfee
LU.S920Z.063	ATMN 270B	NLED10.1W SVGAG	UMA	SO1GBII6	N250GB5.4 KS	McAfee
LU.S920Z.026	ATMN 270B	NLED10.1W SVGAG	UMA	SO2GBII6	N250GB5.4 KS	McAfee
LU.S920Z.030	ATMN 270B	NLED10.1W SVGAG	UMA	SO2GBII6	N250GB5.4 KS	McAfee
LU.S920Z.250	ATMN 270B	NLED10.1W SVGAG	UMA	SO2GBII6	SSD2564	McAfee
LU.S920Z.169	ATMN 270B	NLED10.1W SVGAG	UMA	SO1GBII6	SSD2564	McAfee
LU.S920Z.139	ATMN 270B	NLED10.1W SVGAG	UMA	SO1GBII6	SSD2564	McAfee
LU.S920Z.140	ATMN 270B	NLED10.1W SVGAG	UMA	SO1GBII6	SSD2564	McAfee
LU.S920Z.244	ATMN 270B	NLED10.1W SVGAG	UMA	SO2GBII6	SSD2564	McAfee
LU.S920Z.104	ATMN 270B	NLED10.1W SVGAG	UMA	SO1GBII6	N250GB5.4 KS	McAfee
LU.S920Z.029	ATMN 270B	NLED10.1W SVGAG	UMA	SO2GBII6	N250GB5.4 KS	McAfee
LU.S920Z.065	ATMN 270B	NLED10.1W SVGAG	UMA	SO1GBII6	N250GB5.4 KS	McAfee
LU.S920Z.064	ATMN 270B	NLED10.1W SVGAG	UMA	SO1GBII6	N250GB5.4 KS	McAfee
LU.S920Z.009	ATMN 270B	NLED10.1W SVGAG	UMA	SO2GBII6	N250GB5.4 KS	McAfee
LU.S920Z.142	ATMN 270B	NLED10.1W SVGAG	UMA	SO1GBII6	SSD2564	McAfee
LU.S920Z.261	ATMN 270B	NLED10.1W SVGAG	UMA	SO2GBII6	SSD2564	McAfee
LU.S920Z.115	ATMN 270B	NLED10.1W SVGAG	UMA	SO1GBII6	N250GB5.4 KS	McAfee
LU.S920Z.066	ATMN 270B	NLED10.1W SVGAG	UMA	SO1GBII6	N250GB5.4 KS	McAfee
LU.S920Z.028	ATMN 270B	NLED10.1W SVGAG	UMA	SO2GBII6	N250GB5.4 KS	McAfee
LU.S920Z.146	ATMN 270B	NLED10.1W SVGAG	UMA	SO1GBII6	SSD2564	McAfee
LU.S920Z.258	ATMN 270B	NLED10.1W SVGAG	UMA	SO2GBII6	SSD2564	McAfee
LU.S920Z.069	ATMN 270B	NLED10.1W SVGAG	UMA	SO1GBII6	N250GB5.4 KS	McAfee
LU.S920B.050	ATMN 270B	NLED10.1W SVGAG	UMA	SO1GBII6	N160GB5.4 KS	McAfee

Acer Part No	CPU	LCD	VGA Chip	Memory 1	HDD 1(GB)	Extra SW1
LU.S920B.079	ATMN 270B	NLED10.1W SVGAG	UMA	SO1GBII6	N160GB5.4 KS	McAfee
LU.S920B.033	ATMN 270B	NLED10.1W SVGAG	UMA	SO1GBII6	N160GB5.4 KS	McAfee
LU.S920B.051	ATMN 270B	NLED10.1W SVGAG	UMA	SO1GBII6	N160GB5.4 KS	McAfee
LU.S920B.125	ATMN 280B	NLED10.1W SVGAG	UMA	SO1GBII6	N160GB5.4 KS	McAfee
LU.S920B.019	ATMN 270B	NLED10.1W SVGAG	UMA	SO1GBII6	N160GB5.4 KS	McAfee
LU.S920B.107	ATMN 270B	NLED10.1W SVGAG	UMA	SO1GBII6	N160GB5.4 KS	McAfee
LU.S920B.095	ATMN 270B	NLED10.1W SVGAG	UMA	SO1GBII6	N160GB5.4 KS	McAfee
LU.S920B.007	ATMN 270B	NLED10.1W SVGAG	UMA	SO1GBII6	N160GB5.4 KS	McAfee
LU.S920B.129	ATMN 280B	NLED10.1W SVGAG	UMA	SO1GBII6	N160GB5.4 KS	McAfee
LU.S920B.052	ATMN 270B	NLED10.1W SVGAG	UMA	SO1GBII6	N160GB5.4 KS	McAfee
LU.S920B.053	ATMN 270B	NLED10.1W SVGAG	UMA	SO1GBII6	N160GB5.4 KS	McAfee
LU.S920B.057	ATMN 270B	NLED10.1W SVGAG	UMA	SO1GBII6	N160GB5.4 KS	McAfee
LU.S920B.056	ATMN 270B	NLED10.1W SVGAG	UMA	SO1GBII6	N160GB5.4 KS	McAfee
LU.S920B.020	ATMN 270B	NLED10.1W SVGAG	UMA	SO1GBII6	N160GB5.4 KS	McAfee
LU.S920B.018	ATMN 270B	NLED10.1W SVGAG	UMA	SO1GBII6	N160GB5.4 KS	McAfee
LU.S920B.102	ATMN 270B	NLED10.1W SVGAG	UMA	SO1GBII6	N160GB5.4 KS	McAfee
LU.S920B.103	ATMN 270B	NLED10.1W SVGAG	UMA	SO1GBII6	N160GB5.4 KS	McAfee
LU.S920B.101	ATMN 270B	NLED10.1W SVGAG	UMA	SO1GBII6	N160GB5.4 KS	McAfee
LU.S920B.021	ATMN 270B	NLED10.1W SVGAG	UMA	SO1GBII6	N160GB5.4 KS	McAfee
LU.S920B.104	ATMN 270B	NLED10.1W SVGAG	UMA	SO1GBII6	N160GB5.4 KS	McAfee
LU.S920B.017	ATMN 270B	NLED10.1W SVGAG	UMA	SO1GBII6	N160GB5.4 KS	McAfee
LU.S920B.122	ATMN 280B	NLED10.1W SVGAG	UMA	SO1GBII6	N160GB5.4 KS	McAfee
LU.S920B.123	ATMN 270B	NLED10.1W SVGAG	UMA	SO1GBII6	N160GB5.4 KS	McAfee
LU.S920B.105	ATMN 270B	NLED10.1W SVGAG	UMA	SO1GBII6	N160GB5.4 KS	McAfee
LU.S920B.106	ATMN 270B	NLED10.1W SVGAG	UMA	SO1GBII6	N160GB5.4 KS	McAfee
LU.S920B.022	ATMN 270B	NLED10.1W SVGAG	UMA	SO1GBII6	N160GB5.4 KS	McAfee

Acer Part No	CPU	LCD	VGA Chip	Memory 1	HDD 1(GB)	Extra SW1
LU.S920B.016	ATMN 270B	NLED10.1W SVGAG	UMA	SO1GBII6	N160GB5.4 KS	McAfee
LU.S920B.062	ATMN 270B	NLED10.1W SVGAG	UMA	SO1GBII6	N160GB5.4 KS	McAfee
LU.S920B.126	ATMN 280B	NLED10.1W SVGAG	UMA	SO1GBII6	N160GB5.4 KS	McAfee
LU.S9206.272	ATMN 270B	NLED10.1W SVGAG	UMA	SO2GBII6	N160GB5.4 KS	McAfee
LU.S9206.137	ATMN 270B	NLED10.1W SVGAG	UMA	SO1GBII6	N160GB5.4 KS	McAfee
LU.S9206.062	ATMN 270B	NLED10.1W SVGAG	UMA	SO2GBII6	N250GB5.4 KS	McAfee
LU.S920B.038	ATMN 270B	NLED10.1W SVGAG	UMA	SO1GBII6	N160GB5.4 KS	McAfee
LU.S920B.031	ATMN 270B	NLED10.1W SVGAG	UMA	SO1GBII6	N160GB5.4 KS	McAfee
LU.S920B.037	ATMN 270B	NLED10.1W SVGAG	UMA	SO1GBII6	N160GB5.4 KS	McAfee
LU.S9206.052	ATMN 270B	NLED10.1W SVGAG	UMA	SO2GBII6	N250GB5.4 KS	McAfee
LU.S9206.066	ATMN 270B	NLED10.1W SVGAG	UMA	SO2GBII6	N250GB5.4 KS	McAfee
LU.S920B.040	ATMN 270B	NLED10.1W SVGAG	UMA	SO1GBII6	N160GB5.4 KS	McAfee
LU.S9206.037	ATMN 270B	NLED10.1W SVGAG	UMA	SO1GBII6	N250GB5.4 KS	McAfee
LU.S9206.086	ATMN 270B	NLED10.1W SVGAG	UMA	SO2GBII6	N250GB5.4 KS	McAfee
LU.S9206.270	ATMN 270B	NLED10.1W SVGAG	UMA	SO1GBII6	N250GB5.4 KS	McAfee
LU.S9206.262	ATMN 270B	NLED10.1W SVGAG	UMA	SO1GBII6	N250GB5.4 KS	McAfee
LU.S9206.261	ATMN 270B	NLED10.1W SVGAG	UMA	SO1GBII6	N250GB5.4 KS	McAfee
LU.S9206.246	ATMN 270B	NLED10.1W SVGAG	UMA	SO1GBII6	N250GB5.4 KS	McAfee
LU.S9206.247	ATMN 270B	NLED10.1W SVGAG	UMA	SO1GBII6	N250GB5.4 KS	McAfee
LU.S9206.248	ATMN 270B	NLED10.1W SVGAG	UMA	SO1GBII6	N250GB5.4 KS	McAfee
LU.S9206.249	ATMN 270B	NLED10.1W SVGAG	UMA	SO1GBII6	N250GB5.4 KS	McAfee
LU.S9206.258	ATMN 270B	NLED10.1W SVGAG	UMA	SO1GBII6	N250GB5.4 KS	McAfee
LU.S9206.260	ATMN 270B	NLED10.1W SVGAG	UMA	SO1GBII6	N250GB5.4 KS	McAfee
LU.S9206.257	ATMN 270B	NLED10.1W SVGAG	UMA	SO1GBII6	N250GB5.4 KS	McAfee
LU.S9206.259	ATMN 270B	NLED10.1W SVGAG	UMA	SO1GBII6	N250GB5.4 KS	McAfee
LU.S9206.269	ATMN 270B	NLED10.1W SVGAG	UMA	SO1GBII6	N250GB5.4 KS	McAfee



Acer Part No	CPU	LCD	VGA Chip	Memory 1	HDD 1(GB)	Extra SW1
LU.S9206.263	ATMN 270B	NLED10.1W SVGAG	UMA	SO1GBII6	N250GB5.4 KS	McAfee
LU.S9206.267	ATMN 270B	NLED10.1W SVGAG	UMA	SO1GBII6	N250GB5.4 KS	McAfee
LU.S9206.268	ATMN 270B	NLED10.1W SVGAG	UMA	SO1GBII6	N250GB5.4 KS	McAfee
LU.S9206.266	ATMN 270B	NLED10.1W SVGAG	UMA	SO1GBII6	N250GB5.4 KS	McAfee
LU.S9206.239	ATMN 270B	NLED10.1W SVGAG	UMA	SO1GBII6	N250GB5.4 KS	McAfee
LU.S9206.235	ATMN 270B	NLED10.1W SVGAG	UMA	SO1GBII6	N250GB5.4 KS	McAfee
LU.S9206.228	ATMN 270B	NLED10.1W SVGAG	UMA	SO1GBII6	N250GB5.4 KS	McAfee
LU.S9206.236	ATMN 270B	NLED10.1W SVGAG	UMA	SO1GBII6	N250GB5.4 KS	McAfee
LU.S9206.242	ATMN 270B	NLED10.1W SVGAG	UMA	SO1GBII6	N250GB5.4 KS	McAfee
LU.S9206.213	ATMN 270B	NLED10.1W SVGAG	UMA	SO2GBII6	N250GB5.4 KS	McAfee
LU.S9206.218	ATMN 270B	NLED10.1W SVGAG	UMA	SO2GBII6	N250GB5.4 KS	McAfee
LU.S9206.230	ATMN 270B	NLED10.1W SVGAG	UMA	SO1GBII6	N250GB5.4 KS	McAfee
LU.S9206.231	ATMN 270B	NLED10.1W SVGAG	UMA	SO1GBII6	N250GB5.4 KS	McAfee
LU.S9206.215	ATMN 270B	NLED10.1W SVGAG	UMA	SO2GBII6	N250GB5.4 KS	McAfee
LU.S9206.232	ATMN 270B	NLED10.1W SVGAG	UMA	SO1GBII6	N250GB5.4 KS	McAfee
LU.S9206.217	ATMN 270B	NLED10.1W SVGAG	UMA	SO2GBII6	N250GB5.4 KS	McAfee
LU.S9206.214	ATMN 270B	NLED10.1W SVGAG	UMA	SO2GBII6	N250GB5.4 KS	McAfee
LU.S9206.241	ATMN 270B	NLED10.1W SVGAG	UMA	SO1GBII6	N250GB5.4 KS	McAfee
LU.S9206.244	ATMN 270B	NLED10.1W SVGAG	UMA	SO1GBII6	N250GB5.4 KS	McAfee
LU.S9206.227	ATMN 270B	NLED10.1W SVGAG	UMA	SO1GBII6	N250GB5.4 KS	McAfee
LU.S9206.216	ATMN 270B	NLED10.1W SVGAG	UMA	SO2GBII6	N250GB5.4 KS	McAfee
LU.S9206.238	ATMN 270B	NLED10.1W SVGAG	UMA	SO1GBII6	N250GB5.4 KS	McAfee
LU.S9206.223	ATMN 270B	NLED10.1W SVGAG	UMA	SO2GBII6	N250GB5.4 KS	McAfee
LU.S9206.224	ATMN 270B	NLED10.1W SVGAG	UMA	SO2GBII6	N250GB5.4 KS	McAfee
LU.S9206.222	ATMN 270B	NLED10.1W SVGAG	UMA	SO2GBII6	N250GB5.4 KS	McAfee
LU.S9206.226	ATMN 270B	NLED10.1W SVGAG	UMA	SO2GBII6	N250GB5.4 KS	McAfee

Acer Part No	CPU	LCD	VGA Chip	Memory 1	HDD 1(GB)	Extra SW1
LU.S9206.234	ATMN 270B	NLED10.1W SVGAG	UMA	SO1GBII6	N250GB5.4 KS	McAfee
LU.S9206.240	ATMN 270B	NLED10.1W SVGAG	UMA	SO1GBII6	N250GB5.4 KS	McAfee
LU.S9206.233	ATMN 270B	NLED10.1W SVGAG	UMA	SO1GBII6	N250GB5.4 KS	McAfee
LU.S9206.219	ATMN 270B	NLED10.1W SVGAG	UMA	SO2GBII6	N250GB5.4 KS	McAfee
LU.S9206.225	ATMN 270B	NLED10.1W SVGAG	UMA	SO2GBII6	N250GB5.4 KS	McAfee
LU.S9206.243	ATMN 270B	NLED10.1W SVGAG	UMA	SO1GBII6	N250GB5.4 KS	McAfee
LU.S9206.237	ATMN 270B	NLED10.1W SVGAG	UMA	SO1GBII6	N250GB5.4 KS	McAfee
LU.S9206.194	ATMN 270B	NLED10.1W SVGAG	UMA	SO2GBII6	N250GB5.4 KS	McAfee
LU.S9206.199	ATMN 270B	NLED10.1W SVGAG	UMA	SO2GBII6	N250GB5.4 KS	McAfee
LU.S9206.205	ATMN 270B	NLED10.1W SVGAG	UMA	SO2GBII6	N250GB5.4 KS	McAfee
LU.S9206.203	ATMN 270B	NLED10.1W SVGAG	UMA	SO2GBII6	N250GB5.4 KS	McAfee
LU.S9206.202	ATMN 270B	NLED10.1W SVGAG	UMA	SO2GBII6	N250GB5.4 KS	McAfee
LU.S9206.204	ATMN 270B	NLED10.1W SVGAG	UMA	SO2GBII6	N250GB5.4 KS	McAfee
LU.S9206.196	ATMN 270B	NLED10.1W SVGAG	UMA	SO2GBII6	N250GB5.4 KS	McAfee
LU.S9206.197	ATMN 270B	NLED10.1W SVGAG	UMA	SO2GBII6	N250GB5.4 KS	McAfee
LU.S9206.198	ATMN 270B	NLED10.1W SVGAG	UMA	SO2GBII6	N250GB5.4 KS	McAfee
LU.S9206.195	ATMN 270B	NLED10.1W SVGAG	UMA	SO2GBII6	N250GB5.4 KS	McAfee
LU.S9206.192	ATMN 270B	NLED10.1W SVGAG	UMA	SO2GBII6	N250GB5.4 KS	McAfee
LU.S9206.190	ATMN 270B	NLED10.1W SVGAG	UMA	SO2GBII6	N250GB5.4 KS	McAfee
LU.S9206.188	ATMN 270B	NLED10.1W SVGAG	UMA	SO2GBII6	N250GB5.4 KS	McAfee
LU.S9206.191	ATMN 270B	NLED10.1W SVGAG	UMA	SO2GBII6	N250GB5.4 KS	McAfee
LU.S9206.193	ATMN 270B	NLED10.1W SVGAG	UMA	SO2GBII6	N250GB5.4 KS	McAfee
LU.S9206.189	ATMN 270B	NLED10.1W SVGAG	UMA	SO2GBII6	N250GB5.4 KS	McAfee
LU.S9206.150	ATMN 270B	NLED10.1W SVGAG	UMA	SO2GBII6	SSD2564	McAfee
LU.S9206.146	ATMN 270B	NLED10.1W SVGAG	UMA	SO2GBII6	SSD2564	McAfee
LU.S9206.154	ATMN 270B	NLED10.1W SVGAG	UMA	SO2GBII6	SSD2564	McAfee

Acer Part No	CPU	LCD	VGA Chip	Memory 1	HDD 1(GB)	Extra SW1
LU.S9206.144	ATMN 270B	NLED10.1W SVGAG	UMA	SO2GBI16	SSD2564	McAfee
LU.S9206.177	ATMN 270B	NLED10.1W SVGAG	UMA	SO2GBI16	SSD2564	McAfee
LU.S9206.145	ATMN 270B	NLED10.1W SVGAG	UMA	SO2GBI16	SSD2564	McAfee
LU.S9206.179	ATMN 270B	NLED10.1W SVGAG	UMA	SO2GBI16	SSD2564	McAfee
LU.S9206.143	ATMN 270B	NLED10.1W SVGAG	UMA	SO2GBI16	SSD2564	McAfee
LU.S9206.149	ATMN 270B	NLED10.1W SVGAG	UMA	SO2GBI16	SSD2564	McAfee
LU.S9206.174	ATMN 270B	NLED10.1W SVGAG	UMA	SO2GBI16	SSD2564	McAfee
LU.S9206.180	ATMN 270B	NLED10.1W SVGAG	UMA	SO2GBI16	SSD2564	McAfee
LU.S9206.187	ATMN 270B	NLED10.1W SVGAG	UMA	SO2GBI16	N250GB5.4 KS	McAfee
LU.S9206.178	ATMN 270B	NLED10.1W SVGAG	UMA	SO2GBI16	SSD2564	McAfee
LU.S9206.181	ATMN 270B	NLED10.1W SVGAG	UMA	SO2GBI16	SSD2564	McAfee
LU.S9206.151	ATMN 270B	NLED10.1W SVGAG	UMA	SO2GBI16	SSD2564	McAfee
LU.S9206.172	ATMN 270B	NLED10.1W SVGAG	UMA	SO2GBI16	SSD2564	McAfee
LU.S9206.157	ATMN 270B	NLED10.1W SVGAG	UMA	SO2GBI16	SSD2564	McAfee
LU.S9206.158	ATMN 270B	NLED10.1W SVGAG	UMA	SO2GBI16	SSD2564	McAfee
LU.S9206.159	ATMN 270B	NLED10.1W SVGAG	UMA	SO2GBI16	SSD2564	McAfee
LU.S9206.160	ATMN 270B	NLED10.1W SVGAG	UMA	SO2GBI16	SSD2564	McAfee
LU.S9206.169	ATMN 270B	NLED10.1W SVGAG	UMA	SO2GBI16	SSD2564	McAfee
LU.S9206.152	ATMN 270B	NLED10.1W SVGAG	UMA	SO2GBI16	SSD2564	McAfee
LU.S9206.155	ATMN 270B	NLED10.1W SVGAG	UMA	SO2GBI16	SSD2564	McAfee
LU.S9206.182	ATMN 270B	NLED10.1W SVGAG	UMA	SO2GBI16	N250GB5.4 KS	McAfee
LU.S9206.139	ATMN 270B	NLED10.1W SVGAG	UMA	SO2GBI16	SSD2564	McAfee
LU.S9206.147	ATMN 270B	NLED10.1W SVGAG	UMA	SO2GBI16	SSD2564	McAfee
LU.S9206.171	ATMN 270B	NLED10.1W SVGAG	UMA	SO2GBI16	SSD2564	McAfee
LU.S9206.183	ATMN 270B	NLED10.1W SVGAG	UMA	SO2GBI16	N250GB5.4 KS	McAfee
LU.S9206.153	ATMN 270B	NLED10.1W SVGAG	UMA	SO2GBI16	SSD2564	McAfee

Acer Part No	CPU	LCD	VGA Chip	Memory 1	HDD 1(GB)	Extra SW1
LU.S9206.168	ATMN 270B	NLED10.1W SVGAG	UMA	SO2GBII6	SSD2564	McAfee
LU.S9206.141	ATMN 270B	NLED10.1W SVGAG	UMA	SO2GBII6	SSD2564	McAfee
LU.S9206.142	ATMN 270B	NLED10.1W SVGAG	UMA	SO2GBII6	SSD2564	McAfee
LU.S9206.173	ATMN 270B	NLED10.1W SVGAG	UMA	SO2GBII6	SSD2564	McAfee
LU.S9206.185	ATMN 270B	NLED10.1W SVGAG	UMA	SO2GBII6	N250GB5.4 KS	McAfee
LU.S9206.186	ATMN 270B	NLED10.1W SVGAG	UMA	SO2GBII6	N250GB5.4 KS	McAfee
LU.S9206.170	ATMN 270B	NLED10.1W SVGAG	UMA	SO2GBII6	SSD2564	McAfee
LU.S9206.148	ATMN 270B	NLED10.1W SVGAG	UMA	SO2GBII6	SSD2564	McAfee
LU.S9206.138	ATMN 270B	NLED10.1W SVGAG	UMA	SO2GBII6	SSD2564	McAfee
LU.S920B.046	ATMN 280B	NLED10.1W SVGAG	UMA	SO1GBII6	N160GB5.4 KS	McAfee
LU.S920Z.034	ATMN 270B	NLED10.1W SVGAG	UMA	SO2GBII6	N250GB5.4 KS	McAfee
LU.S920Z.137	ATMN 270B	NLED10.1W SVGAG	UMA	SO2GBII6	N160GB5.4 KS	McAfee
LU.S920Z.133	ATMN 270B	NLED10.1W SVGAG	UMA	SO2GBII6	N160GB5.4 KS	McAfee
S2.S920B.002	ATMN 280B	NLED10.1W SVGAG	UMA	SO512MBII6	N160GB5.4 KS	McAfee
LU.S920B.041	ATMN 270B	NLED10.1W SVGAG	UMA	SO1GBII6	N160GB5.4 KS	McAfee
LU.S920B.015	ATMN 270B	NLED10.1W SVGAG	UMA	SO1GBII6	N160GB5.4 KS	McAfee
LU.S920B.049	ATMN 280B	NLED10.1W SVGAG	UMA	SO1GBII6	N160GB5.4 KS	McAfee
LU.S9206.046	ATMN 270B	NLED10.1W SVGAG	UMA	SO2GBII6	N250GB5.4 KS	McAfee
LU.S920B.030	ATMN 270B	NLED10.1W SVGAG	UMA	SO1GBII6	N160GB5.4 KS	McAfee
LU.S920B.085	ATMN 270B	NLED10.1W SVGAG	UMA	SO1GBII6	N160GB5.4 KS	McAfee
LU.S920B.025	ATMN 270B	NLED10.1W SVGAG	UMA	SO1GBII6	N160GB5.4 KS	McAfee
LU.S920B.086	ATMN 270B	NLED10.1W SVGAG	UMA	SO1GBII6	N160GB5.4 KS	McAfee
LU.S920B.114	ATMN 270B	NLED10.1W SVGAG	UMA	SO1GBII6	N160GB5.4 KS	McAfee
LU.S920B.055	ATMN 270B	NLED10.1W SVGAG	UMA	SO1GBII6	N160GB5.4 KS	McAfee
LU.S920B.058	ATMN 270B	NLED10.1W SVGAG	UMA	SO1GBII6	N160GB5.4 KS	McAfee
LU.S920B.075	ATMN 270B	NLED10.1W SVGAG	UMA	SO1GBII6	N160GB5.4 KS	McAfee

Acer Part No	CPU	LCD	VGA Chip	Memory 1	HDD 1(GB)	Extra SW1
LU.S9206.089	ATMN 270B	NLED10.1W SVGAG	UMA	SO2GBII6	N160GB5.4 KS	McAfee
LU.S920B.073	ATMN 270B	NLED10.1W SVGAG	UMA	SO1GBII6	N160GB5.4 KS	McAfee
LU.S920Z.138	ATMN 270B	NLED10.1W SVGAG	UMA	SO2GBII6	N160GB5.4 KS	McAfee
LU.S920B.068	ATMN 270B	NLED10.1W SVGAG	UMA	SO1GBII6	N160GB5.4 KS	McAfee
LU.S920B.127	ATMN 270B	NLED10.1W SVGAG	UMA	SO2GBII6	N250GB5.4 KS	McAfee
LU.S920B.061	ATMN 270B	NLED10.1W SVGAG	UMA	SO1GBII6	N160GB5.4 KS	McAfee
LU.S920B.060	ATMN 270B	NLED10.1W SVGAG	UMA	SO1GBII6	N160GB5.4 KS	McAfee
LU.S920B.059	ATMN 270B	NLED10.1W SVGAG	UMA	SO1GBII6	N160GB5.4 KS	McAfee
LU.S920Z.135	ATMN 270B	NLED10.1W SVGAG	UMA	SO2GBII6	N250GB5.4 KS	McAfee
LU.S920Z.136	ATMN 270B	NLED10.1W SVGAG	UMA	SO2GBII6	N160GB5.4 KS	McAfee
LU.S920B.128	ATMN 270B	NLED10.1W SVGAG	UMA	SO2GBII6	N160GB5.4 KS	McAfee
LU.S920B.063	ATMN 270B	NLED10.1W SVGAG	UMA	SO1GBII6	N160GB5.4 KS	McAfee
LU.S920B.065	ATMN 270B	NLED10.1W SVGAG	UMA	SO1GBII6	N160GB5.4 KS	McAfee
LU.S920B.066	ATMN 270B	NLED10.1W SVGAG	UMA	SO1GBII6	N160GB5.4 KS	McAfee
LU.S920B.072	ATMN 270B	NLED10.1W SVGAG	UMA	SO1GBII6	N160GB5.4 KS	McAfee
LU.S920B.064	ATMN 270B	NLED10.1W SVGAG	UMA	SO1GBII6	N160GB5.4 KS	McAfee
LU.S920B.071	ATMN 270B	NLED10.1W SVGAG	UMA	SO1GBII6	N160GB5.4 KS	McAfee
LU.S920B.069	ATMN 270B	NLED10.1W SVGAG	UMA	SO1GBII6	N160GB5.4 KS	McAfee
LU.S920B.070	ATMN 270B	NLED10.1W SVGAG	UMA	SO1GBII6	N160GB5.4 KS	McAfee
LU.S920B.076	ATMN 270B	NLED10.1W SVGAG	UMA	SO1GBII6	N160GB5.4 KS	McAfee
LU.S920B.074	ATMN 270B	NLED10.1W SVGAG	UMA	SO1GBII6	N160GB5.4 KS	McAfee
LU.S920B.054	ATMN 270B	NLED10.1W SVGAG	UMA	SO1GBII6	N160GB5.4 KS	McAfee
LU.S920B.036	ATMN 270B	NLED10.1W SVGAG	UMA	SO1GBII6	N160GB5.4 KS	McAfee
LU.S920B.113	ATMN 270B	NLED10.1W SVGAG	UMA	SO1GBII6	N160GB5.4 KS	McAfee
LU.S920B.029	ATMN 270B	NLED10.1W SVGAG	UMA	SO1GBII6	N160GB5.4 KS	McAfee
LU.S920B.084	ATMN 270B	NLED10.1W SVGAG	UMA	SO1GBII6	N160GB5.4 KS	McAfee

Acer Part No	CPU	LCD	VGA Chip	Memory 1	HDD 1(GB)	Extra SW1
LU.S920B.027	ATMN 270B	NLED10.1W SVGAG	UMA	SO1GBII6	N160GB5.4 KS	McAfee
LU.S920B.083	ATMN 270B	NLED10.1W SVGAG	UMA	SO1GBII6	N160GB5.4 KS	McAfee
LU.S920B.026	ATMN 270B	NLED10.1W SVGAG	UMA	SO1GBII6	N160GB5.4 KS	McAfee
LU.S920B.087	ATMN 270B	NLED10.1W SVGAG	UMA	SO1GBII6	N160GB5.4 KS	McAfee
LU.S920B.002	ATMN 270B	NLED10.1W SVGAG	UMA	SO1GBII6	N160GB5.4 KS	McAfee
LU.S920B.088	ATMN 270B	NLED10.1W SVGAG	UMA	SO1GBII6	N160GB5.4 KS	McAfee
LU.S920B.028	ATMN 270B	NLED10.1W SVGAG	UMA	SO1GBII6	N160GB5.4 KS	McAfee
LU.S920B.089	ATMN 270B	NLED10.1W SVGAG	UMA	SO1GBII6	N160GB5.4 KS	McAfee
LU.S920B.044	ATMN 270B	NLED10.1W SVGAG	UMA	SO1GBII6	N160GB5.4 KS	McAfee
LU.S920B.121	ATMN 270B	NLED10.1W SVGAG	UMA	SO1GBII6	N160GB5.4 KS	McAfee
LU.S920B.045	ATMN 270B	NLED10.1W SVGAG	UMA	SO1GBII6	N160GB5.4 KS	McAfee
LU.S920B.120	ATMN 270B	NLED10.1W SVGAG	UMA	SO1GBII6	N160GB5.4 KS	McAfee
LU.S920B.032	ATMN 270B	NLED10.1W SVGAG	UMA	SO1GBII6	N160GB5.4 KS	McAfee
LU.S920B.078	ATMN 270B	NLED10.1W SVGAG	UMA	SO1GBII6	N160GB5.4 KS	McAfee
LU.S920B.109	ATMN 270B	NLED10.1W SVGAG	UMA	SO1GBII6	N160GB5.4 KS	McAfee
LU.S920B.013	ATMN 270B	NLED10.1W SVGAG	UMA	SO1GBII6	N160GB5.4 KS	McAfee
LU.S920B.111	ATMN 270B	NLED10.1W SVGAG	UMA	SO1GBII6	N160GB5.4 KS	McAfee
LU.S920B.008	ATMN 270B	NLED10.1W SVGAG	UMA	SO1GBII6	N160GB5.4 KS	McAfee
LU.S920B.094	ATMN 270B	NLED10.1W SVGAG	UMA	SO1GBII6	N160GB5.4 KS	McAfee
LU.S920B.082	ATMN 270B	NLED10.1W SVGAG	UMA	SO1GBII6	N160GB5.4 KS	McAfee
LU.S920B.012	ATMN 270B	NLED10.1W SVGAG	UMA	SO1GBII6	N160GB5.4 KS	McAfee
LU.S920B.112	ATMN 270B	NLED10.1W SVGAG	UMA	SO1GBII6	N160GB5.4 KS	McAfee
LU.S920B.023	ATMN 270B	NLED10.1W SVGAG	UMA	SO1GBII6	N160GB5.4 KS	McAfee
LU.S920B.090	ATMN 270B	NLED10.1W SVGAG	UMA	SO1GBII6	N160GB5.4 KS	McAfee
LU.S920B.011	ATMN 270B	NLED10.1W SVGAG	UMA	SO1GBII6	N160GB5.4 KS	McAfee
LU.S920B.091	ATMN 270B	NLED10.1W SVGAG	UMA	SO1GBII6	N160GB5.4 KS	McAfee

Acer Part No	CPU	LCD	VGA Chip	Memory 1	HDD 1(GB)	Extra SW1
LU.S920B.010	ATMN 270B	NLED10.1W SVGAG	UMA	SO1GBII6	N160GB5.4 KS	McAfee
LU.S920B.092	ATMN 270B	NLED10.1W SVGAG	UMA	SO1GBII6	N160GB5.4 KS	McAfee
LU.S920B.001	ATMN 270B	NLED10.1W SVGAG	UMA	SO1GBII6	N160GB5.4 KS	McAfee
LU.S920B.077	ATMN 270B	NLED10.1W SVGAG	UMA	SO1GBII6	N160GB5.4 KS	McAfee
LU.S920B.117	ATMN 270B	NLED10.1W SVGAG	UMA	SO1GBII6	N160GB5.4 KS	McAfee
LU.S920B.003	ATMN 270B	NLED10.1W SVGAG	UMA	SO1GBII6	N160GB5.4 KS	McAfee
LU.S920B.096	ATMN 270B	NLED10.1W SVGAG	UMA	SO1GBII6	N160GB5.4 KS	McAfee
LU.S920B.093	ATMN 270B	NLED10.1W SVGAG	UMA	SO1GBII6	N160GB5.4 KS	McAfee
LU.S920B.009	ATMN 270B	NLED10.1W SVGAG	UMA	SO1GBII6	N160GB5.4 KS	McAfee
LU.S920B.042	ATMN 270B	NLED10.1W SVGAG	UMA	SO1GBII6	N160GB5.4 KS	McAfee
LU.S920B.119	ATMN 270B	NLED10.1W SVGAG	UMA	SO1GBII6	N160GB5.4 KS	McAfee
LU.S920B.118	ATMN 270B	NLED10.1W SVGAG	UMA	SO1GBII6	N160GB5.4 KS	McAfee
LU.S920B.043	ATMN 270B	NLED10.1W SVGAG	UMA	SO1GBII6	N160GB5.4 KS	McAfee
LU.S920B.116	ATMN 270B	NLED10.1W SVGAG	UMA	SO1GBII6	N160GB5.4 KS	McAfee
LU.S920B.108	ATMN 270B	NLED10.1W SVGAG	UMA	SO1GBII6	N160GB5.4 KS	McAfee
LU.S920B.035	ATMN 270B	NLED10.1W SVGAG	UMA	SO1GBII6	N160GB5.4 KS	McAfee
LU.S920B.080	ATMN 270B	NLED10.1W SVGAG	UMA	SO1GBII6	N160GB5.4 KS	McAfee
LU.S920B.124	ATMN 280B	NLED10.1W SVGAG	UMA	SO2GBII6	N160GB5.4 KS	McAfee
LU.S920B.115	ATMN 270B	NLED10.1W SVGAG	UMA	SO1GBII6	N160GB5.4 KS	McAfee
LU.S920B.014	ATMN 270B	NLED10.1W SVGAG	UMA	SO1GBII6	N160GB5.4 KS	McAfee
LU.S920B.110	ATMN 270B	NLED10.1W SVGAG	UMA	SO1GBII6	N160GB5.4 KS	McAfee
LU.S9206.135	ATMN 270B	NLED10.1W SVGAG	UMA	SO2GBII6	SSD2564	McAfee
LU.S9206.132	ATMN 270B	NLED10.1W SVGAG	UMA	SO2GBII6	SSD2564	McAfee
LU.S9206.136	ATMN 270B	NLED10.1W SVGAG	UMA	SO2GBII6	SSD2564	McAfee
LU.S9206.134	ATMN 270B	NLED10.1W SVGAG	UMA	SO2GBII6	SSD2564	McAfee
LU.S9206.131	ATMN 270B	NLED10.1W SVGAG	UMA	SO2GBII6	SSD2564	McAfee



Acer Part No	CPU	LCD	VGA Chip	Memory 1	HDD 1(GB)	Extra SW1
LU.S920Z.268	ATMN 270B	NLED10.1W SVGAG	UMA	SO2GBI16	SSD2564	McAfee
LU.S920Z.264	ATMN 270B	NLED10.1W SVGAG	UMA	SO2GBI16	SSD2564	McAfee
LU.S920Z.263	ATMN 270B	NLED10.1W SVGAG	UMA	SO2GBI16	SSD2564	McAfee
LU.S9206.130	ATMN 270B	NLED10.1W SVGAG	UMA	SO2GBI16	SSD2564	McAfee
LU.S9206.128	ATMN 270B	NLED10.1W SVGAG	UMA	SO2GBI16	SSD2564	McAfee
LU.S920Z.266	ATMN 270B	NLED10.1W SVGAG	UMA	SO2GBI16	SSD2564	McAfee
LU.S9206.124	ATMN 270B	NLED10.1W SVGAG	UMA	SO2GBI16	SSD2564	McAfee
LU.S920Z.267	ATMN 270B	NLED10.1W SVGAG	UMA	SO2GBI16	SSD2564	McAfee
LU.S9206.125	ATMN 270B	NLED10.1W SVGAG	UMA	SO2GBI16	SSD2564	McAfee
LU.S9206.127	ATMN 270B	NLED10.1W SVGAG	UMA	SO2GBI16	SSD2564	McAfee
LU.S9206.129	ATMN 270B	NLED10.1W SVGAG	UMA	SO2GBI16	SSD2564	McAfee
LU.S920Z.269	ATMN 270B	NLED10.1W SVGAG	UMA	SO2GBI16	SSD2564	McAfee
LU.S920Z.262	ATMN 270B	NLED10.1W SVGAG	UMA	SO2GBI16	SSD2564	McAfee
LU.S9206.126	ATMN 270B	NLED10.1W SVGAG	UMA	SO2GBI16	SSD2564	McAfee
LU.S920Z.265	ATMN 270B	NLED10.1W SVGAG	UMA	SO2GBI16	SSD2564	McAfee
LU.S9206.122	ATMN 270B	NLED10.1W SVGAG	UMA	SO2GBI16	SSD2564	McAfee
LU.S9206.123	ATMN 270B	NLED10.1W SVGAG	UMA	SO2GBI16	SSD2564	McAfee
LU.S9206.121	ATMN 270B	NLED10.1W SVGAG	UMA	SO2GBI16	SSD2564	McAfee
LU.S920Z.251	ATMN 270B	NLED10.1W SVGAG	UMA	SO2GBI16	SSD2564	McAfee
LU.S9206.117	ATMN 270B	NLED10.1W SVGAG	UMA	SO2GBI16	SSD2564	McAfee
LU.S9206.097	ATMN 270B	NLED10.1W SVGAG	UMA	SO2GBI16	SSD2564	McAfee
LU.S9206.111	ATMN 270B	NLED10.1W SVGAG	UMA	SO2GBI16	SSD2564	McAfee
LU.S9206.112	ATMN 270B	NLED10.1W SVGAG	UMA	SO2GBI16	SSD2564	McAfee
LU.S9206.113	ATMN 270B	NLED10.1W SVGAG	UMA	SO2GBI16	SSD2564	McAfee
LU.S920Z.242	ATMN 270B	NLED10.1W SVGAG	UMA	SO2GBI16	SSD2564	McAfee
LU.S920Z.257	ATMN 270B	NLED10.1W SVGAG	UMA	SO2GBI16	SSD2564	McAfee

Acer Part No	CPU	LCD	VGA Chip	Memory 1	HDD 1(GB)	Extra SW1
LU.S920Z.252	ATMN 270B	NLED10.1W SVGAG	UMA	SO2GBI16	SSD2564	McAfee
LU.S9206.119	ATMN 270B	NLED10.1W SVGAG	UMA	SO2GBI16	SSD2564	McAfee
LU.S920Z.255	ATMN 270B	NLED10.1W SVGAG	UMA	SO2GBI16	SSD2564	McAfee
LU.S920Z.249	ATMN 270B	NLED10.1W SVGAG	UMA	SO2GBI16	SSD2564	McAfee
LU.S9206.114	ATMN 270B	NLED10.1W SVGAG	UMA	SO2GBI16	SSD2564	McAfee
LU.S920Z.248	ATMN 270B	NLED10.1W SVGAG	UMA	SO2GBI16	SSD2564	McAfee
LU.S920Z.240	ATMN 270B	NLED10.1W SVGAG	UMA	SO2GBI16	SSD2564	McAfee
LU.S9206.118	ATMN 270B	NLED10.1W SVGAG	UMA	SO2GBI16	SSD2564	McAfee
LU.S920Z.253	ATMN 270B	NLED10.1W SVGAG	UMA	SO2GBI16	SSD2564	McAfee
LU.S9206.115	ATMN 270B	NLED10.1W SVGAG	UMA	SO2GBI16	SSD2564	McAfee
LU.S920Z.246	ATMN 270B	NLED10.1W SVGAG	UMA	SO2GBI16	SSD2564	McAfee
LU.S9206.099	ATMN 270B	NLED10.1W SVGAG	UMA	SO2GBI16	SSD2564	McAfee
LU.S9206.094	ATMN 270B	NLED10.1W SVGAG	UMA	SO2GBI16	SSD2564	McAfee
LU.S920Z.241	ATMN 270B	NLED10.1W SVGAG	UMA	SO2GBI16	SSD2564	McAfee
LU.S920Z.245	ATMN 270B	NLED10.1W SVGAG	UMA	SO2GBI16	SSD2564	McAfee
LU.S9206.095	ATMN 270B	NLED10.1W SVGAG	UMA	SO2GBI16	SSD2564	McAfee
LU.S9206.101	ATMN 270B	NLED10.1W SVGAG	UMA	SO2GBI16	SSD2564	McAfee
LU.S9206.120	ATMN 270B	NLED10.1W SVGAG	UMA	SO2GBI16	SSD2564	McAfee
LU.S920Z.254	ATMN 270B	NLED10.1W SVGAG	UMA	SO2GBI16	SSD2564	McAfee
LU.S9206.102	ATMN 270B	NLED10.1W SVGAG	UMA	SO2GBI16	SSD2564	McAfee
LU.S920Z.226	ATMN 270B	NLED10.1W SVGAG	UMA	SO2GBI16	SSD2564	McAfee
LU.S920Z.224	ATMN 270B	NLED10.1W SVGAG	UMA	SO2GBI16	SSD2564	McAfee
LU.S920Z.227	ATMN 270B	NLED10.1W SVGAG	UMA	SO2GBI16	SSD2564	McAfee
LU.S920Z.217	ATMN 270B	NLED10.1W SVGAG	UMA	SO2GBI16	SSD2564	McAfee
LU.S920Z.204	ATMN 270B	NLED10.1W SVGAG	UMA	SO2GBI16	SSD2564	McAfee
LU.S920Z.218	ATMN 270B	NLED10.1W SVGAG	UMA	SO2GBI16	SSD2564	McAfee

Acer Part No	CPU	LCD	VGA Chip	Memory 1	HDD 1(GB)	Extra SW1
LU.S920Z.222	ATMN 270B	NLED10.1W SVGAG	UMA	SO2GBII6	SSD2564	McAfee
LU.S920Z.221	ATMN 270B	NLED10.1W SVGAG	UMA	SO2GBII6	SSD2564	McAfee
LU.S920Z.198	ATMN 270B	NLED10.1W SVGAG	UMA	SO2GBII6	SSD2564	McAfee
LU.S920Z.225	ATMN 270B	NLED10.1W SVGAG	UMA	SO2GBII6	SSD2564	McAfee
LU.S920Z.191	ATMN 270B	NLED10.1W SVGAG	UMA	SO2GBII6	SSD2564	McAfee
LU.S920Z.194	ATMN 270B	NLED10.1W SVGAG	UMA	SO2GBII6	SSD2564	McAfee
LU.S920Z.179	ATMN 270B	NLED10.1W SVGAG	UMA	SO1GBII6	SSD2564	McAfee
LU.S920Z.186	ATMN 270B	NLED10.1W SVGAG	UMA	SO1GBII6	SSD2564	McAfee
LU.S920Z.184	ATMN 270B	NLED10.1W SVGAG	UMA	SO1GBII6	SSD2564	McAfee
LU.S920Z.171	ATMN 270B	NLED10.1W SVGAG	UMA	SO1GBII6	SSD2564	McAfee
LU.S920Z.159	ATMN 270B	NLED10.1W SVGAG	UMA	SO1GBII6	SSD2564	McAfee
LU.S920Z.165	ATMN 270B	NLED10.1W SVGAG	UMA	SO1GBII6	SSD2564	McAfee
LU.S920Z.147	ATMN 270B	NLED10.1W SVGAG	UMA	SO1GBII6	SSD2564	McAfee
LU.S920Z.156	ATMN 270B	NLED10.1W SVGAG	UMA	SO1GBII6	SSD2564	McAfee
LU.S920Z.155	ATMN 270B	NLED10.1W SVGAG	UMA	SO1GBII6	SSD2564	McAfee
LU.S920Z.154	ATMN 270B	NLED10.1W SVGAG	UMA	SO1GBII6	SSD2564	McAfee
LU.S920Z.162	ATMN 270B	NLED10.1W SVGAG	UMA	SO1GBII6	SSD2564	McAfee
LU.S920Z.151	ATMN 270B	NLED10.1W SVGAG	UMA	SO1GBII6	SSD2564	McAfee
LU.S920Z.157	ATMN 270B	NLED10.1W SVGAG	UMA	SO1GBII6	SSD2564	McAfee
LU.S920Z.187	ATMN 270B	NLED10.1W SVGAG	UMA	SO1GBII6	SSD2564	McAfee
LU.S920Z.173	ATMN 270B	NLED10.1W SVGAG	UMA	SO1GBII6	SSD2564	McAfee
LU.S920Z.164	ATMN 270B	NLED10.1W SVGAG	UMA	SO1GBII6	SSD2564	McAfee
LU.S920Z.163	ATMN 270B	NLED10.1W SVGAG	UMA	SO1GBII6	SSD2564	McAfee
LU.S920Z.177	ATMN 270B	NLED10.1W SVGAG	UMA	SO1GBII6	SSD2564	McAfee
LU.S920Z.176	ATMN 270B	NLED10.1W SVGAG	UMA	SO1GBII6	SSD2564	McAfee
LU.S920Z.175	ATMN 270B	NLED10.1W SVGAG	UMA	SO1GBII6	SSD2564	McAfee

Acer Part No	CPU	LCD	VGA Chip	Memory 1	HDD 1(GB)	Extra SW1
LU.S920Z.158	ATMN 270B	NLED10.1W SVGAG	UMA	SO1GBII6	SSD2564	McAfee
LU.S920Z.183	ATMN 270B	NLED10.1W SVGAG	UMA	SO1GBII6	SSD2564	McAfee
LU.S920Z.178	ATMN 270B	NLED10.1W SVGAG	UMA	SO1GBII6	SSD2564	McAfee
LU.S920Z.188	ATMN 270B	NLED10.1W SVGAG	UMA	SO1GBII6	SSD2564	McAfee
LU.S920Z.181	ATMN 270B	NLED10.1W SVGAG	UMA	SO1GBII6	SSD2564	McAfee
LU.S920Z.161	ATMN 270B	NLED10.1W SVGAG	UMA	SO1GBII6	SSD2564	McAfee
LU.S920Z.160	ATMN 270B	NLED10.1W SVGAG	UMA	SO1GBII6	SSD2564	McAfee
LU.S920Z.185	ATMN 270B	NLED10.1W SVGAG	UMA	SO1GBII6	SSD2564	McAfee
LU.S920Z.180	ATMN 270B	NLED10.1W SVGAG	UMA	SO1GBII6	SSD2564	McAfee
LU.S920Z.150	ATMN 270B	NLED10.1W SVGAG	UMA	SO1GBII6	SSD2564	McAfee
LU.S920Z.168	ATMN 270B	NLED10.1W SVGAG	UMA	SO1GBII6	SSD2564	McAfee
LU.S920Z.149	ATMN 270B	NLED10.1W SVGAG	UMA	SO1GBII6	SSD2564	McAfee
LU.S920Z.148	ATMN 270B	NLED10.1W SVGAG	UMA	SO1GBII6	SSD2564	McAfee
LU.S920Z.172	ATMN 270B	NLED10.1W SVGAG	UMA	SO1GBII6	SSD2564	McAfee
LU.S920Z.143	ATMN 270B	NLED10.1W SVGAG	UMA	SO1GBII6	SSD2564	McAfee
LU.S920B.047	ATMN 280B	NLED10.1W SVGAG	UMA	SO1GBII6	N160GB5.4 KS	McAfee
LU.S920B.048	ATMN 280B	NLED10.1W SVGAG	UMA	SO1GBII6	N160GB5.4 KS	McAfee
S2.S920B.003	ATMN 270B	NLED10.1W SVGAG	UMA	SO1GBII6	N160GB5.4 KS	McAfee
LU.S9206.080	ATMN 270B	NLED10.1W SVGAG	UMA	SO2GBII6	N250GB5.4 KS	McAfee
LU.S9206.081	ATMN 270B	NLED10.1W SVGAG	UMA	SO2GBII6	N250GB5.4 KS	McAfee
LU.S9206.082	ATMN 270B	NLED10.1W SVGAG	UMA	SO2GBII6	N250GB5.4 KS	McAfee
LU.S9206.085	ATMN 270B	NLED10.1W SVGAG	UMA	SO2GBII6	N250GB5.4 KS	McAfee
LU.S9206.084	ATMN 270B	NLED10.1W SVGAG	UMA	SO2GBII6	N250GB5.4 KS	McAfee
LU.S9206.088	ATMN 270B	NLED10.1W SVGAG	UMA	SO2GBII6	N250GB5.4 KS	McAfee
LU.S9206.071	ATMN 270B	NLED10.1W SVGAG	UMA	SO2GBII6	N250GB5.4 KS	McAfee
LU.S9206.070	ATMN 270B	NLED10.1W SVGAG	UMA	SO2GBII6	N250GB5.4 KS	McAfee

Acer Part No	CPU	LCD	VGA Chip	Memory 1	HDD 1(GB)	Extra SW1
LU.S9206.072	ATMN 270B	NLED10.1W SVGAG	UMA	SO2GBII6	N250GB5.4 KS	McAfee
LU.S9206.060	ATMN 270B	NLED10.1W SVGAG	UMA	SO2GBII6	N250GB5.4 KS	McAfee
LU.S9206.061	ATMN 270B	NLED10.1W SVGAG	UMA	SO2GBII6	N250GB5.4 KS	McAfee
LU.S9206.065	ATMN 270B	NLED10.1W SVGAG	UMA	SO2GBII6	N250GB5.4 KS	McAfee
LU.S9206.069	ATMN 270B	NLED10.1W SVGAG	UMA	SO2GBII6	N250GB5.4 KS	McAfee
LU.S9206.068	ATMN 270B	NLED10.1W SVGAG	UMA	SO2GBII6	N250GB5.4 KS	McAfee
LU.S9206.063	ATMN 270B	NLED10.1W SVGAG	UMA	SO2GBII6	N250GB5.4 KS	McAfee
LU.S9206.067	ATMN 270B	NLED10.1W SVGAG	UMA	SO2GBII6	N250GB5.4 KS	McAfee
LU.S9206.055	ATMN 270B	NLED10.1W SVGAG	UMA	SO2GBII6	N250GB5.4 KS	McAfee
LU.S9206.054	ATMN 270B	NLED10.1W SVGAG	UMA	SO2GBII6	N250GB5.4 KS	McAfee
LU.S9206.058	ATMN 270B	NLED10.1W SVGAG	UMA	SO2GBII6	N250GB5.4 KS	McAfee
LU.S9206.057	ATMN 270B	NLED10.1W SVGAG	UMA	SO2GBII6	N250GB5.4 KS	McAfee
LU.S9206.056	ATMN 270B	NLED10.1W SVGAG	UMA	SO2GBII6	N250GB5.4 KS	McAfee
LU.S9206.059	ATMN 270B	NLED10.1W SVGAG	UMA	SO2GBII6	N250GB5.4 KS	McAfee
LU.S9206.050	ATMN 270B	NLED10.1W SVGAG	UMA	SO2GBII6	N250GB5.4 KS	McAfee
LU.S9206.051	ATMN 270B	NLED10.1W SVGAG	UMA	SO2GBII6	N250GB5.4 KS	McAfee
LU.S9206.053	ATMN 270B	NLED10.1W SVGAG	UMA	SO2GBII6	N250GB5.4 KS	McAfee
LU.S9206.047	ATMN 270B	NLED10.1W SVGAG	UMA	SO2GBII6	N250GB5.4 KS	McAfee
LU.S9206.045	ATMN 270B	NLED10.1W SVGAG	UMA	SO2GBII6	N250GB5.4 KS	McAfee
LU.S9206.048	ATMN 270B	NLED10.1W SVGAG	UMA	SO2GBII6	N250GB5.4 KS	McAfee
LU.S9206.043	ATMN 270B	NLED10.1W SVGAG	UMA	SO1GBII6	N250GB5.4 KS	McAfee
LU.S9206.041	ATMN 270B	NLED10.1W SVGAG	UMA	SO1GBII6	N250GB5.4 KS	McAfee
LU.S9206.042	ATMN 270B	NLED10.1W SVGAG	UMA	SO1GBII6	N250GB5.4 KS	McAfee
LU.S9206.044	ATMN 270B	NLED10.1W SVGAG	UMA	SO1GBII6	N250GB5.4 KS	McAfee
LU.S9206.040	ATMN 270B	NLED10.1W SVGAG	UMA	SO1GBII6	N250GB5.4 KS	McAfee
LU.S9206.031	ATMN 270B	NLED10.1W SVGAG	UMA	SO1GBII6	N250GB5.4 KS	McAfee

Acer Part No	CPU	LCD	VGA Chip	Memory 1	HDD 1(GB)	Extra SW1
LU.S9206.032	ATMN 270B	NLED10.1W SVGAG	UMA	SO1GBII6	N250GB5.4 KS	McAfee
LU.S9206.036	ATMN 270B	NLED10.1W SVGAG	UMA	SO1GBII6	N250GB5.4 KS	McAfee
LU.S9206.035	ATMN 270B	NLED10.1W SVGAG	UMA	SO1GBII6	N250GB5.4 KS	McAfee
LU.S9206.034	ATMN 270B	NLED10.1W SVGAG	UMA	SO1GBII6	N250GB5.4 KS	McAfee
LU.S9206.033	ATMN 270B	NLED10.1W SVGAG	UMA	SO1GBII6	N250GB5.4 KS	McAfee
LU.S9206.023	ATMN 270B	NLED10.1W SVGAG	UMA	SO1GBII6	N250GB5.4 KS	McAfee
LU.S9206.022	ATMN 270B	NLED10.1W SVGAG	UMA	SO1GBII6	N250GB5.4 KS	McAfee
LU.S9206.021	ATMN 270B	NLED10.1W SVGAG	UMA	SO1GBII6	N250GB5.4 KS	McAfee
LU.S9206.013	ATMN 270B	NLED10.1W SVGAG	UMA	SO1GBII6	N250GB5.4 KS	McAfee
LU.S9206.011	ATMN 270B	NLED10.1W SVGAG	UMA	SO1GBII6	N250GB5.4 KS	McAfee
LU.S9206.016	ATMN 270B	NLED10.1W SVGAG	UMA	SO1GBII6	N250GB5.4 KS	McAfee
LU.S9206.017	ATMN 270B	NLED10.1W SVGAG	UMA	SO1GBII6	N250GB5.4 KS	McAfee
LU.S9206.015	ATMN 270B	NLED10.1W SVGAG	UMA	SO1GBII6	N250GB5.4 KS	McAfee
LU.S9206.019	ATMN 270B	NLED10.1W SVGAG	UMA	SO1GBII6	N250GB5.4 KS	McAfee
LU.S9206.014	ATMN 270B	NLED10.1W SVGAG	UMA	SO1GBII6	N250GB5.4 KS	McAfee
LU.S9206.012	ATMN 270B	NLED10.1W SVGAG	UMA	SO1GBII6	N250GB5.4 KS	McAfee
LU.S9206.020	ATMN 270B	NLED10.1W SVGAG	UMA	SO1GBII6	N250GB5.4 KS	McAfee
LU.S9206.008	ATMN 270B	NLED10.1W SVGAG	UMA	SO1GBII6	N250GB5.4 KS	McAfee
LU.S9206.007	ATMN 270B	NLED10.1W SVGAG	UMA	SO1GBII6	N250GB5.4 KS	McAfee
LU.S9206.009	ATMN 270B	NLED10.1W SVGAG	UMA	SO1GBII6	N250GB5.4 KS	McAfee
LU.S9206.001	ATMN 270B	NLED10.1W SVGAG	UMA	SO1GBII6	N250GB5.4 KS	McAfee
LU.S9206.002	ATMN 270B	NLED10.1W SVGAG	UMA	SO1GBII6	N250GB5.4 KS	McAfee
LU.S9206.006	ATMN 270B	NLED10.1W SVGAG	UMA	SO1GBII6	N250GB5.4 KS	McAfee
LU.S9206.005	ATMN 270B	NLED10.1W SVGAG	UMA	SO1GBII6	N250GB5.4 KS	McAfee
LU.S9206.010	ATMN 270B	NLED10.1W SVGAG	UMA	SO1GBII6	N250GB5.4 KS	McAfee
LU.S9206.004	ATMN 270B	NLED10.1W SVGAG	UMA	SO1GBII6	N250GB5.4 KS	McAfee

Acer Part No	CPU	LCD	VGA Chip	Memory 1	HDD 1(GB)	Extra SW1
LU.S920Z.128	ATMN 270B	NLED10.1W SVGAG	UMA	SO1GBII6	N250GB5.4 KS	McAfee
LU.S920Z.127	ATMN 270B	NLED10.1W SVGAG	UMA	SO1GBII6	N250GB5.4 KS	McAfee
LU.S920Z.129	ATMN 270B	NLED10.1W SVGAG	UMA	SO1GBII6	N250GB5.4 KS	McAfee
LU.S920Z.130	ATMN 270B	NLED10.1W SVGAG	UMA	SO1GBII6	N250GB5.4 KS	McAfee
LU.S920Z.121	ATMN 270B	NLED10.1W SVGAG	UMA	SO1GBII6	N250GB5.4 KS	McAfee
LU.S920Z.120	ATMN 270B	NLED10.1W SVGAG	UMA	SO1GBII6	N250GB5.4 KS	McAfee
LU.S920Z.118	ATMN 270B	NLED10.1W SVGAG	UMA	SO1GBII6	N250GB5.4 KS	McAfee
LU.S920Z.122	ATMN 270B	NLED10.1W SVGAG	UMA	SO1GBII6	N250GB5.4 KS	McAfee
LU.S920Z.119	ATMN 270B	NLED10.1W SVGAG	UMA	SO1GBII6	N250GB5.4 KS	McAfee
LU.S920Z.117	ATMN 270B	NLED10.1W SVGAG	UMA	SO1GBII6	N250GB5.4 KS	McAfee
LU.S920Z.126	ATMN 270B	NLED10.1W SVGAG	UMA	SO1GBII6	N250GB5.4 KS	McAfee
LU.S920Z.125	ATMN 270B	NLED10.1W SVGAG	UMA	SO1GBII6	N250GB5.4 KS	McAfee
LU.S920Z.124	ATMN 270B	NLED10.1W SVGAG	UMA	SO1GBII6	N250GB5.4 KS	McAfee
LU.S920Z.123	ATMN 270B	NLED10.1W SVGAG	UMA	SO1GBII6	N250GB5.4 KS	McAfee
LU.S920Z.107	ATMN 270B	NLED10.1W SVGAG	UMA	SO1GBII6	N250GB5.4 KS	McAfee
LU.S920Z.109	ATMN 270B	NLED10.1W SVGAG	UMA	SO1GBII6	N250GB5.4 KS	McAfee
LU.S920Z.112	ATMN 270B	NLED10.1W SVGAG	UMA	SO1GBII6	N250GB5.4 KS	McAfee
LU.S920Z.110	ATMN 270B	NLED10.1W SVGAG	UMA	SO1GBII6	N250GB5.4 KS	McAfee
LU.S920Z.111	ATMN 270B	NLED10.1W SVGAG	UMA	SO1GBII6	N250GB5.4 KS	McAfee
LU.S920Z.102	ATMN 270B	NLED10.1W SVGAG	UMA	SO1GBII6	N250GB5.4 KS	McAfee
LU.S920Z.098	ATMN 270B	NLED10.1W SVGAG	UMA	SO1GBII6	N250GB5.4 KS	McAfee
LU.S920Z.101	ATMN 270B	NLED10.1W SVGAG	UMA	SO1GBII6	N250GB5.4 KS	McAfee
LU.S920Z.105	ATMN 270B	NLED10.1W SVGAG	UMA	SO1GBII6	N250GB5.4 KS	McAfee
LU.S920Z.099	ATMN 270B	NLED10.1W SVGAG	UMA	SO1GBII6	N250GB5.4 KS	McAfee
LU.S920Z.097	ATMN 270B	NLED10.1W SVGAG	UMA	SO1GBII6	N250GB5.4 KS	McAfee
LU.S920Z.106	ATMN 270B	NLED10.1W SVGAG	UMA	SO1GBII6	N250GB5.4 KS	McAfee



Acer Part No	CPU	LCD	VGA Chip	Memory 1	HDD 1(GB)	Extra SW1
LU.S920Z.103	ATMN 270B	NLED10.1W SVGAG	UMA	SO1GBII6	N250GB5.4 KS	McAfee
LU.S920Z.096	ATMN 270B	NLED10.1W SVGAG	UMA	SO1GBII6	N250GB5.4 KS	McAfee
LU.S920Z.091	ATMN 270B	NLED10.1W SVGAG	UMA	SO1GBII6	N250GB5.4 KS	McAfee
LU.S920Z.093	ATMN 270B	NLED10.1W SVGAG	UMA	SO1GBII6	N250GB5.4 KS	McAfee
LU.S920Z.095	ATMN 270B	NLED10.1W SVGAG	UMA	SO1GBII6	N250GB5.4 KS	McAfee
LU.S920Z.094	ATMN 270B	NLED10.1W SVGAG	UMA	SO1GBII6	N250GB5.4 KS	McAfee
S2.S920B.001	ATMN 280B	NLED10.1W SVGAG	UMA	SO512MBII6	N160GB5.4 KS	McAfee
LU.S920Z.077	ATMN 270B	NLED10.1W SVGAG	UMA	SO1GBII6	N250GB5.4 KS	McAfee
LU.S920Z.088	ATMN 270B	NLED10.1W SVGAG	UMA	SO1GBII6	N250GB5.4 KS	McAfee
LU.S920Z.080	ATMN 270B	NLED10.1W SVGAG	UMA	SO1GBII6	N250GB5.4 KS	McAfee
LU.S920Z.078	ATMN 270B	NLED10.1W SVGAG	UMA	SO1GBII6	N250GB5.4 KS	McAfee
LU.S920Z.081	ATMN 270B	NLED10.1W SVGAG	UMA	SO1GBII6	N250GB5.4 KS	McAfee
LU.S920Z.076	ATMN 270B	NLED10.1W SVGAG	UMA	SO1GBII6	N250GB5.4 KS	McAfee
LU.S920Z.082	ATMN 270B	NLED10.1W SVGAG	UMA	SO1GBII6	N250GB5.4 KS	McAfee
LU.S920Z.085	ATMN 270B	NLED10.1W SVGAG	UMA	SO1GBII6	N250GB5.4 KS	McAfee
LU.S920Z.083	ATMN 270B	NLED10.1W SVGAG	UMA	SO1GBII6	N250GB5.4 KS	McAfee
LU.S920Z.084	ATMN 270B	NLED10.1W SVGAG	UMA	SO1GBII6	N250GB5.4 KS	McAfee
LU.S920Z.089	ATMN 270B	NLED10.1W SVGAG	UMA	SO1GBII6	N250GB5.4 KS	McAfee
LU.S920Z.086	ATMN 270B	NLED10.1W SVGAG	UMA	SO1GBII6	N250GB5.4 KS	McAfee
LU.S920Z.087	ATMN 270B	NLED10.1W SVGAG	UMA	SO1GBII6	N250GB5.4 KS	McAfee
LU.S920Z.060	ATMN 270B	NLED10.1W SVGAG	UMA	SO1GBII6	N250GB5.4 KS	McAfee
LU.S920Z.036	ATMN 270B	NLED10.1W SVGAG	UMA	SO2GBII6	N250GB5.4 KS	McAfee
LU.S920Z.031	ATMN 270B	NLED10.1W SVGAG	UMA	SO2GBII6	N250GB5.4 KS	McAfee
LU.S920Z.071	ATMN 270B	NLED10.1W SVGAG	UMA	SO1GBII6	N250GB5.4 KS	McAfee
LU.S920Z.045	ATMN 270B	NLED10.1W SVGAG	UMA	SO2GBII6	N250GB5.4 KS	McAfee
LU.S920Z.061	ATMN 270B	NLED10.1W SVGAG	UMA	SO1GBII6	N250GB5.4 KS	McAfee

Acer Part No	CPU	LCD	VGA Chip	Memory 1	HDD 1(GB)	Extra SW1
LU.S920Z.054	ATMN 270B	NLED10.1W SVGAG	UMA	SO1GBII6	N250GB5.4 KS	McAfee
LU.S920Z.042	ATMN 270B	NLED10.1W SVGAG	UMA	SO2GBII6	N250GB5.4 KS	McAfee
LU.S920Z.053	ATMN 270B	NLED10.1W SVGAG	UMA	SO1GBII6	N250GB5.4 KS	McAfee
LU.S920Z.048	ATMN 270B	NLED10.1W SVGAG	UMA	SO1GBII6	N250GB5.4 KS	McAfee
LU.S920Z.035	ATMN 270B	NLED10.1W SVGAG	UMA	SO2GBII6	N250GB5.4 KS	McAfee
LU.S920Z.049	ATMN 270B	NLED10.1W SVGAG	UMA	SO1GBII6	N250GB5.4 KS	McAfee
LU.S920Z.047	ATMN 270B	NLED10.1W SVGAG	UMA	SO1GBII6	N250GB5.4 KS	McAfee
LU.S920Z.074	ATMN 270B	NLED10.1W SVGAG	UMA	SO1GBII6	N250GB5.4 KS	McAfee
LU.S920Z.037	ATMN 270B	NLED10.1W SVGAG	UMA	SO2GBII6	N250GB5.4 KS	McAfee
LU.S920Z.040	ATMN 270B	NLED10.1W SVGAG	UMA	SO2GBII6	N250GB5.4 KS	McAfee
LU.S920Z.075	ATMN 270B	NLED10.1W SVGAG	UMA	SO1GBII6	N250GB5.4 KS	McAfee
LU.S920Z.038	ATMN 270B	NLED10.1W SVGAG	UMA	SO2GBII6	N250GB5.4 KS	McAfee
LU.S920Z.056	ATMN 270B	NLED10.1W SVGAG	UMA	SO1GBII6	N250GB5.4 KS	McAfee
LU.S920Z.041	ATMN 270B	NLED10.1W SVGAG	UMA	SO2GBII6	N250GB5.4 KS	McAfee
LU.S920Z.051	ATMN 270B	NLED10.1W SVGAG	UMA	SO1GBII6	N250GB5.4 KS	McAfee
LU.S920Z.044	ATMN 270B	NLED10.1W SVGAG	UMA	SO2GBII6	N250GB5.4 KS	McAfee
LU.S920Z.033	ATMN 270B	NLED10.1W SVGAG	UMA	SO2GBII6	N250GB5.4 KS	McAfee
LU.S920Z.039	ATMN 270B	NLED10.1W SVGAG	UMA	SO2GBII6	N250GB5.4 KS	McAfee
LU.S920Z.072	ATMN 270B	NLED10.1W SVGAG	UMA	SO1GBII6	N250GB5.4 KS	McAfee
LU.S920Z.032	ATMN 270B	NLED10.1W SVGAG	UMA	SO2GBII6	N250GB5.4 KS	McAfee
LU.S920Z.073	ATMN 270B	NLED10.1W SVGAG	UMA	SO1GBII6	N250GB5.4 KS	McAfee
LU.S920Z.058	ATMN 270B	NLED10.1W SVGAG	UMA	SO1GBII6	N250GB5.4 KS	McAfee
LU.S920Z.059	ATMN 270B	NLED10.1W SVGAG	UMA	SO1GBII6	N250GB5.4 KS	McAfee
LU.S920Z.055	ATMN 270B	NLED10.1W SVGAG	UMA	SO1GBII6	N250GB5.4 KS	McAfee
LU.S920Z.046	ATMN 270B	NLED10.1W SVGAG	UMA	SO1GBII6	N250GB5.4 KS	McAfee
LU.S920Z.057	ATMN 270B	NLED10.1W SVGAG	UMA	SO1GBII6	N250GB5.4 KS	McAfee

Acer Part No	CPU	LCD	VGA Chip	Memory 1	HDD 1(GB)	Extra SW1
LU.S920Z.021	ATMN 270B	NLED10.1W SVGAG	UMA	SO2GBI16	N250GB5.4 KS	McAfee
LU.S920Z.022	ATMN 270B	NLED10.1W SVGAG	UMA	SO2GBI16	N250GB5.4 KS	McAfee
LU.S920Z.011	ATMN 270B	NLED10.1W SVGAG	UMA	SO2GBI16	N250GB5.4 KS	McAfee
LU.S920Z.018	ATMN 270B	NLED10.1W SVGAG	UMA	SO2GBI16	N250GB5.4 KS	McAfee
LU.S920Z.015	ATMN 270B	NLED10.1W SVGAG	UMA	SO2GBI16	N250GB5.4 KS	McAfee
LU.S920Z.001	ATMN 270B	NLED10.1W SVGAG	UMA	SO2GBI16	N250GB5.4 KS	McAfee
LU.S920Z.002	ATMN 270B	NLED10.1W SVGAG	UMA	SO2GBI16	N250GB5.4 KS	McAfee
LU.S920Z.004	ATMN 270B	NLED10.1W SVGAG	UMA	SO2GBI16	N250GB5.4 KS	McAfee
LU.S920Z.017	ATMN 270B	NLED10.1W SVGAG	UMA	SO2GBI16	N250GB5.4 KS	McAfee
LU.S920Z.003	ATMN 270B	NLED10.1W SVGAG	UMA	SO2GBI16	N250GB5.4 KS	McAfee
LU.S920Z.005	ATMN 270B	NLED10.1W SVGAG	UMA	SO2GBI16	N250GB5.4 KS	McAfee
LU.S920Z.008	ATMN 270B	NLED10.1W SVGAG	UMA	SO2GBI16	N250GB5.4 KS	McAfee
LU.S920Z.023	ATMN 270B	NLED10.1W SVGAG	UMA	SO2GBI16	N250GB5.4 KS	McAfee
LU.S920Z.020	ATMN 270B	NLED10.1W SVGAG	UMA	SO2GBI16	N250GB5.4 KS	McAfee
LU.S920Z.019	ATMN 270B	NLED10.1W SVGAG	UMA	SO2GBI16	N250GB5.4 KS	McAfee
LU.S920Z.024	ATMN 270B	NLED10.1W SVGAG	UMA	SO2GBI16	N250GB5.4 KS	McAfee
LU.S920Z.016	ATMN 270B	NLED10.1W SVGAG	UMA	SO2GBI16	N250GB5.4 KS	McAfee
LU.S920Z.025	ATMN 270B	NLED10.1W SVGAG	UMA	SO2GBI16	N250GB5.4 KS	McAfee
LU.S910B.004	ATMN 280B	NLED10.1W SVGAG	UMA	SO1GBI16	N160GB5.4 KS	McAfee
LU.S910Z.071	ATMN 270B	NLED10.1W SVGAG	UMA	SO2GBI16	N250GB5.4 KS	McAfee
LU.S910Z.112	ATMN 270B	NLED10.1W SVGAG	UMA	SO2GBI16	N250GB5.4 KS	McAfee
LU.S910Z.273	ATMN 270B	NLED10.1W SVGAG	UMA	SO2GBI16	SSD2564	McAfee
LU.S9105.001	ATMN 280B	NLED10.1W SVGAG	UMA	SO1GBI16	N160GB5.4 KS	McAfee
LU.S9106.080	ATMN 270B	NLED10.1W SVGAG	UMA	SO2GBI16	SSD2564	McAfee
LU.S9106.037	ATMN 270B	NLED10.1W SVGAG	UMA	SO2GBI16	N250GB5.4 KS	McAfee
LU.S9106.128	ATMN 270B	NLED10.1W SVGAG	UMA	SO2GBI16	N250GB5.4 KS	McAfee

Acer Part No	CPU	LCD	VGA Chip	Memory 1	HDD 1(GB)	Extra SW1
LU.S9106.050	ATMN 270B	NLED10.1W SVGAG	UMA	SO2GBI16	SSD2564	McAfee
LU.S9106.041	ATMN 270B	NLED10.1W SVGAG	UMA	SO2GBI16	N250GB5.4 KS	McAfee
LU.S9106.127	ATMN 270B	NLED10.1W SVGAG	UMA	SO2GBI16	N250GB5.4 KS	McAfee
LU.S9106.084	ATMN 270B	NLED10.1W SVGAG	UMA	SO2GBI16	SSD2564	McAfee
LU.S9106.007	ATMN 270B	NLED10.1W SVGAG	UMA	SO2GBI16	N250GB5.4 KS	McAfee
LU.S9106.113	ATMN 270B	NLED10.1W SVGAG	UMA	SO2GBI16	N250GB5.4 KS	McAfee
LU.S9106.056	ATMN 270B	NLED10.1W SVGAG	UMA	SO2GBI16	SSD2564	McAfee
LU.S9106.105	ATMN 270B	NLED10.1W SVGAG	UMA	SO2GBI16	N250GB5.4 KS	McAfee
LU.S9106.016	ATMN 270B	NLED10.1W SVGAG	UMA	SO2GBI16	N250GB5.4 KS	McAfee
LU.S9106.074	ATMN 270B	NLED10.1W SVGAG	UMA	SO2GBI16	SSD2564	McAfee
LU.S9106.082	ATMN 270B	NLED10.1W SVGAG	UMA	SO2GBI16	SSD2564	McAfee
LU.S9106.030	ATMN 270B	NLED10.1W SVGAG	UMA	SO2GBI16	N250GB5.4 KS	McAfee
LU.S9106.118	ATMN 270B	NLED10.1W SVGAG	UMA	SO2GBI16	N250GB5.4 KS	McAfee
LU.S9106.028	ATMN 270B	NLED10.1W SVGAG	UMA	SO2GBI16	N250GB5.4 KS	McAfee
LU.S9106.116	ATMN 270B	NLED10.1W SVGAG	UMA	SO2GBI16	N250GB5.4 KS	McAfee
LU.S9106.119	ATMN 270B	NLED10.1W SVGAG	UMA	SO2GBI16	N250GB5.4 KS	McAfee
LU.S9106.060	ATMN 270B	NLED10.1W SVGAG	UMA	SO2GBI16	SSD2564	McAfee
LU.S9106.044	ATMN 270B	NLED10.1W SVGAG	UMA	SO2GBI16	N250GB5.4 KS	McAfee
LU.S9106.067	ATMN 270B	NLED10.1W SVGAG	UMA	SO2GBI16	SSD2564	McAfee
LU.S9106.031	ATMN 270B	NLED10.1W SVGAG	UMA	SO2GBI16	N250GB5.4 KS	McAfee
LU.S9106.081	ATMN 270B	NLED10.1W SVGAG	UMA	SO2GBI16	SSD2564	McAfee
LU.S9106.110	ATMN 270B	NLED10.1W SVGAG	UMA	SO2GBI16	N250GB5.4 KS	McAfee
LU.S9106.043	ATMN 270B	NLED10.1W SVGAG	UMA	SO2GBI16	N250GB5.4 KS	McAfee
LU.S9106.111	ATMN 270B	NLED10.1W SVGAG	UMA	SO2GBI16	N250GB5.4 KS	McAfee
LU.S9106.032	ATMN 270B	NLED10.1W SVGAG	UMA	SO2GBI16	N250GB5.4 KS	McAfee
LU.S9106.117	ATMN 270B	NLED10.1W SVGAG	UMA	SO2GBI16	N250GB5.4 KS	McAfee

Acer Part No	CPU	LCD	VGA Chip	Memory 1	HDD 1(GB)	Extra SW1
LU.S9106.062	ATMN 270B	NLED10.1W SVGAG	UMA	SO2GBI16	SSD2564	McAfee
LU.S9106.033	ATMN 270B	NLED10.1W SVGAG	UMA	SO2GBI16	N250GB5.4 KS	McAfee
LU.S9106.075	ATMN 270B	NLED10.1W SVGAG	UMA	SO2GBI16	SSD2564	McAfee
LU.S9106.112	ATMN 270B	NLED10.1W SVGAG	UMA	SO2GBI16	N250GB5.4 KS	McAfee
LU.S910Z.258	ATMN 270B	NLED10.1W SVGAG	UMA	SO2GBI16	SSD2564	McAfee
LU.S910Z.115	ATMN 270B	NLED10.1W SVGAG	UMA	SO2GBI16	N250GB5.4 KS	McAfee
LU.S910Z.031	ATMN 270B	NLED10.1W SVGAG	UMA	SO2GBI16	N250GB5.4 KS	McAfee
LU.S910Z.306	ATMN 270B	NLED10.1W SVGAG	UMA	SO2GBI16	SSD2564	McAfee
LU.S910Z.030	ATMN 270B	NLED10.1W SVGAG	UMA	SO2GBI16	N250GB5.4 KS	McAfee
LU.S910Z.132	ATMN 270B	NLED10.1W SVGAG	UMA	SO2GBI16	N250GB5.4 KS	McAfee
LU.S910Z.308	ATMN 270B	NLED10.1W SVGAG	UMA	SO2GBI16	SSD2564	McAfee
LU.S910Z.005	ATMN 270B	NLED10.1W SVGAG	UMA	SO2GBI16	N250GB5.4 KS	McAfee
LU.S910Z.163	ATMN 280B	NLED10.1W SVGAG	UMA	SO2GBI16	N250GB5.4 KS	McAfee
LU.S910Z.164	ATMN 280B	NLED10.1W SVGAG	UMA	SO2GBI16	N250GB5.4 KS	McAfee
LU.S910Z.091	ATMN 270B	NLED10.1W SVGAG	UMA	SO2GBI16	N250GB5.4 KS	McAfee
LU.S910Z.141	ATMN 270B	NLED10.1W SVGAG	UMA	SO2GBI16	N250GB5.4 KS	McAfee
LU.S910Z.044	ATMN 270B	NLED10.1W SVGAG	UMA	SO2GBI16	N250GB5.4 KS	McAfee
LU.S910Z.246	ATMN 270B	NLED10.1W SVGAG	UMA	SO2GBI16	SSD2564	McAfee
LU.S910Z.252	ATMN 270B	NLED10.1W SVGAG	UMA	SO2GBI16	SSD2564	McAfee
LU.S910Z.249	ATMN 270B	NLED10.1W SVGAG	UMA	SO2GBI16	SSD2564	McAfee
LU.S910Z.043	ATMN 270B	NLED10.1W SVGAG	UMA	SO2GBI16	N250GB5.4 KS	McAfee
LU.S910Z.045	ATMN 270B	NLED10.1W SVGAG	UMA	SO2GBI16	N250GB5.4 KS	McAfee
LU.S910Z.125	ATMN 270B	NLED10.1W SVGAG	UMA	SO2GBI16	N250GB5.4 KS	McAfee
LU.S910Z.126	ATMN 270B	NLED10.1W SVGAG	UMA	SO2GBI16	N250GB5.4 KS	McAfee
LU.S910Z.275	ATMN 270B	NLED10.1W SVGAG	UMA	SO2GBI16	SSD2564	McAfee
LU.S910Z.138	ATMN 270B	NLED10.1W SVGAG	UMA	SO2GBI16	N250GB5.4 KS	McAfee

Acer Part No	CPU	LCD	VGA Chip	Memory 1	HDD 1(GB)	Extra SW1
LU.S910Z.314	ATMN 270B	NLED10.1W SVGAG	UMA	SO2GBII6	SSD2564	McAfee
LU.S910Z.278	ATMN 270B	NLED10.1W SVGAG	UMA	SO2GBII6	SSD2564	McAfee
LU.S910Z.280	ATMN 270B	NLED10.1W SVGAG	UMA	SO2GBII6	SSD2564	McAfee
LU.S910Z.046	ATMN 270B	NLED10.1W SVGAG	UMA	SO2GBII6	N250GB5.4 KS	McAfee
LU.S910Z.047	ATMN 270B	NLED10.1W SVGAG	UMA	SO2GBII6	N250GB5.4 KS	McAfee
LU.S910Z.048	ATMN 270B	NLED10.1W SVGAG	UMA	SO2GBII6	N250GB5.4 KS	McAfee
LU.S910Z.139	ATMN 270B	NLED10.1W SVGAG	UMA	SO2GBII6	N250GB5.4 KS	McAfee
LU.S910Z.140	ATMN 270B	NLED10.1W SVGAG	UMA	SO2GBII6	N250GB5.4 KS	McAfee
LU.S910Z.136	ATMN 270B	NLED10.1W SVGAG	UMA	SO2GBII6	N250GB5.4 KS	McAfee
LU.S910Z.117	ATMN 270B	NLED10.1W SVGAG	UMA	SO2GBII6	N250GB5.4 KS	McAfee
LU.S910Z.068	ATMN 270B	NLED10.1W SVGAG	UMA	SO2GBII6	N250GB5.4 KS	McAfee
LU.S910Z.137	ATMN 270B	NLED10.1W SVGAG	UMA	SO2GBII6	N250GB5.4 KS	McAfee
LU.S910Z.050	ATMN 270B	NLED10.1W SVGAG	UMA	SO2GBII6	N250GB5.4 KS	McAfee
LU.S910Z.287	ATMN 270B	NLED10.1W SVGAG	UMA	SO2GBII6	SSD2564	McAfee
LU.S910Z.316	ATMN 270B	NLED10.1W SVGAG	UMA	SO2GBII6	SSD2564	McAfee
LU.S910Z.049	ATMN 270B	NLED10.1W SVGAG	UMA	SO2GBII6	N250GB5.4 KS	McAfee
LU.S910Z.135	ATMN 270B	NLED10.1W SVGAG	UMA	SO2GBII6	N250GB5.4 KS	McAfee
LU.S910Z.118	ATMN 270B	NLED10.1W SVGAG	UMA	SO2GBII6	N250GB5.4 KS	McAfee
LU.S910Z.052	ATMN 270B	NLED10.1W SVGAG	UMA	SO2GBII6	N250GB5.4 KS	McAfee
LU.S910Z.051	ATMN 270B	NLED10.1W SVGAG	UMA	SO2GBII6	N250GB5.4 KS	McAfee
LU.S910Z.283	ATMN 270B	NLED10.1W SVGAG	UMA	SO2GBII6	SSD2564	McAfee
LU.S910Z.053	ATMN 270B	NLED10.1W SVGAG	UMA	SO2GBII6	N250GB5.4 KS	McAfee
LU.S910Z.281	ATMN 270B	NLED10.1W SVGAG	UMA	SO2GBII6	SSD2564	McAfee
LU.S910Z.119	ATMN 270B	NLED10.1W SVGAG	UMA	SO2GBII6	N250GB5.4 KS	McAfee
LU.S910Z.282	ATMN 270B	NLED10.1W SVGAG	UMA	SO2GBII6	SSD2564	McAfee
LU.S910B.006	ATMN 280B	NLED10.1W SVGAG	UMA	SO1GBII6	N160GB5.4 KS	McAfee

Acer Part No	CPU	LCD	VGA Chip	Memory 1	HDD 1(GB)	Extra SW1
LU.S910B.005	ATMN 280B	NLED10.1W SVGAG	UMA	SO1GBII6	N160GB5.4 KS	McAfee
LU.S910B.003	ATMN 280B	NLED10.1W SVGAG	UMA	SO1GBII6	N160GB5.4 KS	McAfee
LU.S9106.027	ATMN 270B	NLED10.1W SVGAG	UMA	SO2GBII6	N250GB5.4 KS	McAfee
LU.S9106.132	ATMN 270B	NLED10.1W SVGAG	UMA	SO2GBII6	N250GB5.4 KS	McAfee
LU.S9106.131	ATMN 270B	NLED10.1W SVGAG	UMA	SO2GBII6	N250GB5.4 KS	McAfee
LU.S9106.133	ATMN 270B	NLED10.1W SVGAG	UMA	SO2GBII6	N250GB5.4 KS	McAfee
LU.S9106.126	ATMN 270B	NLED10.1W SVGAG	UMA	SO2GBII6	N250GB5.4 KS	McAfee
LU.S9106.115	ATMN 270B	NLED10.1W SVGAG	UMA	SO2GBII6	N250GB5.4 KS	McAfee
LU.S9106.096	ATMN 270B	NLED10.1W SVGAG	UMA	SO2GBII6	N250GB5.4 KS	McAfee
LU.S9106.098	ATMN 270B	NLED10.1W SVGAG	UMA	SO2GBII6	N250GB5.4 KS	McAfee
LU.S9106.124	ATMN 270B	NLED10.1W SVGAG	UMA	SO2GBII6	N250GB5.4 KS	McAfee
LU.S9106.103	ATMN 270B	NLED10.1W SVGAG	UMA	SO2GBII6	N250GB5.4 KS	McAfee
LU.S9106.106	ATMN 270B	NLED10.1W SVGAG	UMA	SO2GBII6	N250GB5.4 KS	McAfee
LU.S9106.107	ATMN 270B	NLED10.1W SVGAG	UMA	SO2GBII6	N250GB5.4 KS	McAfee
LU.S9106.108	ATMN 270B	NLED10.1W SVGAG	UMA	SO2GBII6	N250GB5.4 KS	McAfee
LU.S9106.109	ATMN 270B	NLED10.1W SVGAG	UMA	SO2GBII6	N250GB5.4 KS	McAfee
LU.S9106.121	ATMN 270B	NLED10.1W SVGAG	UMA	SO2GBII6	N250GB5.4 KS	McAfee
LU.S9106.104	ATMN 270B	NLED10.1W SVGAG	UMA	SO2GBII6	N250GB5.4 KS	McAfee
LU.S9106.122	ATMN 270B	NLED10.1W SVGAG	UMA	SO2GBII6	N250GB5.4 KS	McAfee
LU.S9106.099	ATMN 270B	NLED10.1W SVGAG	UMA	SO2GBII6	N250GB5.4 KS	McAfee
LU.S9106.095	ATMN 270B	NLED10.1W SVGAG	UMA	SO2GBII6	N250GB5.4 KS	McAfee
LU.S9106.123	ATMN 270B	NLED10.1W SVGAG	UMA	SO2GBII6	N250GB5.4 KS	McAfee
LU.S9106.114	ATMN 270B	NLED10.1W SVGAG	UMA	SO2GBII6	N250GB5.4 KS	McAfee
LU.S9106.130	ATMN 270B	NLED10.1W SVGAG	UMA	SO2GBII6	N250GB5.4 KS	McAfee
LU.S9106.125	ATMN 270B	NLED10.1W SVGAG	UMA	SO2GBII6	N250GB5.4 KS	McAfee
LU.S9106.101	ATMN 270B	NLED10.1W SVGAG	UMA	SO2GBII6	N250GB5.4 KS	McAfee



Acer Part No	CPU	LCD	VGA Chip	Memory 1	HDD 1(GB)	Extra SW1
LU.S9106.097	ATMN 270B	NLED10.1W SVGAG	UMA	SO2GBI16	N250GB5.4 KS	McAfee
LU.S9106.120	ATMN 270B	NLED10.1W SVGAG	UMA	SO2GBI16	N250GB5.4 KS	McAfee
LU.S9106.129	ATMN 270B	NLED10.1W SVGAG	UMA	SO2GBI16	N250GB5.4 KS	McAfee
LU.S9106.102	ATMN 270B	NLED10.1W SVGAG	UMA	SO2GBI16	N250GB5.4 KS	McAfee
LU.S9106.094	ATMN 270B	NLED10.1W SVGAG	UMA	SO2GBI16	N250GB5.4 KS	McAfee
LU.S9106.092	ATMN 270B	NLED10.1W SVGAG	UMA	SO2GBI16	N250GB5.4 KS	McAfee
LU.S9106.093	ATMN 270B	NLED10.1W SVGAG	UMA	SO2GBI16	N250GB5.4 KS	McAfee
LU.S9106.091	ATMN 270B	NLED10.1W SVGAG	UMA	SO2GBI16	N250GB5.4 KS	McAfee
LU.S9106.090	ATMN 270B	NLED10.1W SVGAG	UMA	SO2GBI16	N250GB5.4 KS	McAfee
LU.S9106.089	ATMN 270B	NLED10.1W SVGAG	UMA	SO2GBI16	N250GB5.4 KS	McAfee
LU.S9106.040	ATMN 270B	NLED10.1W SVGAG	UMA	SO2GBI16	N250GB5.4 KS	McAfee
S2.S910B.002	ATMN 280B	NLED10.1W SVGAG	UMA	SO1GBI16	N160GB5.4 KS	McAfee
S2.S910B.004	ATMN 280B	NLED10.1W SVGAG	UMA	SO1GBI16	N160GB5.4 KS	McAfee
LU.S9106.069	ATMN 270B	NLED10.1W SVGAG	UMA	SO2GBI16	SSD2564	McAfee
LU.S9106.088	ATMN 270B	NLED10.1W SVGAG	UMA	SO2GBI16	SSD2564	McAfee
LU.S9106.052	ATMN 270B	NLED10.1W SVGAG	UMA	SO2GBI16	SSD2564	McAfee
LU.S9106.057	ATMN 270B	NLED10.1W SVGAG	UMA	SO2GBI16	SSD2564	McAfee
LU.S9106.073	ATMN 270B	NLED10.1W SVGAG	UMA	SO2GBI16	SSD2564	McAfee
LU.S9106.087	ATMN 270B	NLED10.1W SVGAG	UMA	SO2GBI16	SSD2564	McAfee
LU.S9106.064	ATMN 270B	NLED10.1W SVGAG	UMA	SO2GBI16	SSD2564	McAfee
LU.S9106.054	ATMN 270B	NLED10.1W SVGAG	UMA	SO2GBI16	SSD2564	McAfee
LU.S9106.085	ATMN 270B	NLED10.1W SVGAG	UMA	SO2GBI16	SSD2564	McAfee
LU.S9106.077	ATMN 270B	NLED10.1W SVGAG	UMA	SO2GBI16	SSD2564	McAfee
LU.S9106.083	ATMN 270B	NLED10.1W SVGAG	UMA	SO2GBI16	SSD2564	McAfee
LU.S9106.061	ATMN 270B	NLED10.1W SVGAG	UMA	SO2GBI16	SSD2564	McAfee
LU.S9106.078	ATMN 270B	NLED10.1W SVGAG	UMA	SO2GBI16	SSD2564	McAfee

Acer Part No	CPU	LCD	VGA Chip	Memory 1	HDD 1(GB)	Extra SW1
LU.S9106.053	ATMN 270B	NLED10.1W SVGAG	UMA	SO2GBI16	SSD2564	McAfee
LU.S9106.076	ATMN 270B	NLED10.1W SVGAG	UMA	SO2GBI16	SSD2564	McAfee
LU.S9106.086	ATMN 270B	NLED10.1W SVGAG	UMA	SO2GBI16	SSD2564	McAfee
LU.S9106.059	ATMN 270B	NLED10.1W SVGAG	UMA	SO2GBI16	SSD2564	McAfee
LU.S9106.066	ATMN 270B	NLED10.1W SVGAG	UMA	SO2GBI16	SSD2564	McAfee
LU.S9106.058	ATMN 270B	NLED10.1W SVGAG	UMA	SO2GBI16	SSD2564	McAfee
LU.S9106.065	ATMN 270B	NLED10.1W SVGAG	UMA	SO2GBI16	SSD2564	McAfee
LU.S9106.071	ATMN 270B	NLED10.1W SVGAG	UMA	SO2GBI16	SSD2564	McAfee
LU.S9106.055	ATMN 270B	NLED10.1W SVGAG	UMA	SO2GBI16	SSD2564	McAfee
LU.S910Z.321	ATMN 270B	NLED10.1W SVGAG	UMA	SO2GBI16	SSD2564	McAfee
LU.S910Z.322	ATMN 270B	NLED10.1W SVGAG	UMA	SO2GBI16	SSD2564	McAfee
LU.S9106.051	ATMN 270B	NLED10.1W SVGAG	UMA	SO2GBI16	SSD2564	McAfee
LU.S9106.063	ATMN 270B	NLED10.1W SVGAG	UMA	SO2GBI16	SSD2564	McAfee
LU.S9106.068	ATMN 270B	NLED10.1W SVGAG	UMA	SO2GBI16	SSD2564	McAfee
LU.S9106.070	ATMN 270B	NLED10.1W SVGAG	UMA	SO2GBI16	SSD2564	McAfee
LU.S9106.079	ATMN 270B	NLED10.1W SVGAG	UMA	SO2GBI16	SSD2564	McAfee
LU.S9106.072	ATMN 270B	NLED10.1W SVGAG	UMA	SO2GBI16	SSD2564	McAfee
LU.S910Z.298	ATMN 270B	NLED10.1W SVGAG	UMA	SO2GBI16	SSD2564	McAfee
LU.S910Z.310	ATMN 270B	NLED10.1W SVGAG	UMA	SO2GBI16	SSD2564	McAfee
LU.S910Z.311	ATMN 270B	NLED10.1W SVGAG	UMA	SO2GBI16	SSD2564	McAfee
LU.S910Z.304	ATMN 270B	NLED10.1W SVGAG	UMA	SO2GBI16	SSD2564	McAfee
LU.S910Z.319	ATMN 270B	NLED10.1W SVGAG	UMA	SO2GBI16	SSD2564	McAfee
LU.S910Z.303	ATMN 270B	NLED10.1W SVGAG	UMA	SO2GBI16	SSD2564	McAfee
LU.S910Z.302	ATMN 270B	NLED10.1W SVGAG	UMA	SO2GBI16	SSD2564	McAfee
LU.S910Z.301	ATMN 270B	NLED10.1W SVGAG	UMA	SO2GBI16	SSD2564	McAfee
LU.S910Z.309	ATMN 270B	NLED10.1W SVGAG	UMA	SO2GBI16	SSD2564	McAfee

Acer Part No	CPU	LCD	VGA Chip	Memory 1	HDD 1(GB)	Extra SW1
LU.S910Z.299	ATMN 270B	NLED10.1W SVGAG	UMA	SO2GBI16	SSD2564	McAfee
LU.S910Z.318	ATMN 270B	NLED10.1W SVGAG	UMA	SO2GBI16	SSD2564	McAfee
LU.S910Z.315	ATMN 270B	NLED10.1W SVGAG	UMA	SO2GBI16	SSD2564	McAfee
LU.S910Z.313	ATMN 270B	NLED10.1W SVGAG	UMA	SO2GBI16	SSD2564	McAfee
LU.S910Z.312	ATMN 270B	NLED10.1W SVGAG	UMA	SO2GBI16	SSD2564	McAfee
LU.S910Z.297	ATMN 270B	NLED10.1W SVGAG	UMA	SO2GBI16	SSD2564	McAfee
LU.S910Z.320	ATMN 270B	NLED10.1W SVGAG	UMA	SO2GBI16	SSD2564	McAfee
LU.S910Z.296	ATMN 270B	NLED10.1W SVGAG	UMA	SO2GBI16	SSD2564	McAfee
LU.S910Z.317	ATMN 270B	NLED10.1W SVGAG	UMA	SO2GBI16	SSD2564	McAfee
LU.S910Z.305	ATMN 270B	NLED10.1W SVGAG	UMA	SO2GBI16	SSD2564	McAfee
LU.S910Z.295	ATMN 270B	NLED10.1W SVGAG	UMA	SO2GBI16	SSD2564	McAfee
LU.S910Z.307	ATMN 270B	NLED10.1W SVGAG	UMA	SO2GBI16	SSD2564	McAfee
LU.S910Z.284	ATMN 270B	NLED10.1W SVGAG	UMA	SO2GBI16	SSD2564	McAfee
LU.S910Z.291	ATMN 270B	NLED10.1W SVGAG	UMA	SO2GBI16	SSD2564	McAfee
LU.S910Z.274	ATMN 270B	NLED10.1W SVGAG	UMA	SO2GBI16	SSD2564	McAfee
LU.S910Z.272	ATMN 270B	NLED10.1W SVGAG	UMA	SO2GBI16	SSD2564	McAfee
LU.S910Z.294	ATMN 270B	NLED10.1W SVGAG	UMA	SO2GBI16	SSD2564	McAfee
LU.S910Z.293	ATMN 270B	NLED10.1W SVGAG	UMA	SO2GBI16	SSD2564	McAfee
LU.S910Z.288	ATMN 270B	NLED10.1W SVGAG	UMA	SO2GBI16	SSD2564	McAfee
LU.S910Z.277	ATMN 270B	NLED10.1W SVGAG	UMA	SO2GBI16	SSD2564	McAfee
LU.S910Z.276	ATMN 270B	NLED10.1W SVGAG	UMA	SO2GBI16	SSD2564	McAfee
LU.S910Z.292	ATMN 270B	NLED10.1W SVGAG	UMA	SO2GBI16	SSD2564	McAfee
LU.S910Z.279	ATMN 270B	NLED10.1W SVGAG	UMA	SO2GBI16	SSD2564	McAfee
LU.S910Z.271	ATMN 270B	NLED10.1W SVGAG	UMA	SO2GBI16	SSD2564	McAfee
LU.S910Z.286	ATMN 270B	NLED10.1W SVGAG	UMA	SO2GBI16	SSD2564	McAfee
LU.S910Z.270	ATMN 270B	NLED10.1W SVGAG	UMA	SO2GBI16	SSD2564	McAfee

Acer Part No	CPU	LCD	VGA Chip	Memory 1	HDD 1(GB)	Extra SW1
LU.S910Z.290	ATMN 270B	NLED10.1W SVGAG	UMA	SO2GBI16	SSD2564	McAfee
LU.S910Z.289	ATMN 270B	NLED10.1W SVGAG	UMA	SO2GBI16	SSD2564	McAfee
LU.S910Z.285	ATMN 270B	NLED10.1W SVGAG	UMA	SO2GBI16	SSD2564	McAfee
LU.S910Z.233	ATMN 270B	NLED10.1W SVGAG	UMA	SO2GBI16	SSD2564	McAfee
LU.S9106.045	ATMN 270B	NLED10.1W SVGAG	UMA	SO2GBI16	SSD2564	McAfee
LU.S910Z.255	ATMN 270B	NLED10.1W SVGAG	UMA	SO2GBI16	SSD2564	McAfee
LU.S910Z.257	ATMN 270B	NLED10.1W SVGAG	UMA	SO2GBI16	SSD2564	McAfee
LU.S910Z.266	ATMN 270B	NLED10.1W SVGAG	UMA	SO2GBI16	SSD2564	McAfee
LU.S910Z.267	ATMN 270B	NLED10.1W SVGAG	UMA	SO2GBI16	SSD2564	McAfee
LU.S910Z.247	ATMN 270B	NLED10.1W SVGAG	UMA	SO2GBI16	SSD2564	McAfee
LU.S9106.046	ATMN 270B	NLED10.1W SVGAG	UMA	SO2GBI16	SSD2564	McAfee
LU.S910Z.269	ATMN 270B	NLED10.1W SVGAG	UMA	SO2GBI16	SSD2564	McAfee
LU.S910Z.262	ATMN 270B	NLED10.1W SVGAG	UMA	SO2GBI16	SSD2564	McAfee
LU.S9106.049	ATMN 270B	NLED10.1W SVGAG	UMA	SO2GBI16	SSD2564	McAfee
LU.S910Z.248	ATMN 270B	NLED10.1W SVGAG	UMA	SO2GBI16	SSD2564	McAfee
LU.S910Z.245	ATMN 270B	NLED10.1W SVGAG	UMA	SO2GBI16	SSD2564	McAfee
LU.S910Z.268	ATMN 270B	NLED10.1W SVGAG	UMA	SO2GBI16	SSD2564	McAfee
LU.S910Z.259	ATMN 270B	NLED10.1W SVGAG	UMA	SO2GBI16	SSD2564	McAfee
LU.S910Z.260	ATMN 270B	NLED10.1W SVGAG	UMA	SO2GBI16	SSD2564	McAfee
LU.S910Z.251	ATMN 270B	NLED10.1W SVGAG	UMA	SO2GBI16	SSD2564	McAfee
LU.S910Z.244	ATMN 270B	NLED10.1W SVGAG	UMA	SO2GBI16	SSD2564	McAfee
LU.S910Z.256	ATMN 270B	NLED10.1W SVGAG	UMA	SO2GBI16	SSD2564	McAfee
LU.S910Z.264	ATMN 270B	NLED10.1W SVGAG	UMA	SO2GBI16	SSD2564	McAfee
LU.S910Z.236	ATMN 270B	NLED10.1W SVGAG	UMA	SO2GBI16	SSD2564	McAfee
LU.S910Z.235	ATMN 270B	NLED10.1W SVGAG	UMA	SO2GBI16	SSD2564	McAfee
LU.S910Z.250	ATMN 270B	NLED10.1W SVGAG	UMA	SO2GBI16	SSD2564	McAfee

Acer Part No	CPU	LCD	VGA Chip	Memory 1	HDD 1(GB)	Extra SW1
LU.S9106.047	ATMN 270B	NLED10.1W SVGAG	UMA	SO2GBI16	SSD2564	McAfee
LU.S9106.048	ATMN 270B	NLED10.1W SVGAG	UMA	SO2GBI16	SSD2564	McAfee
LU.S910Z.263	ATMN 270B	NLED10.1W SVGAG	UMA	SO2GBI16	SSD2564	McAfee
LU.S910Z.265	ATMN 270B	NLED10.1W SVGAG	UMA	SO2GBI16	SSD2564	McAfee
LU.S910B.001	ATMN 280B	NLED10.1W SVGAG	UMA	SO1GBI16	N160GB5.4 KS	McAfee
LU.S910B.002	ATMN 280B	NLED10.1W SVGAG	UMA	SO1GBI16	N160GB5.4 KS	McAfee
LU.S9106.042	ATMN 270B	NLED10.1W SVGAG	UMA	SO2GBI16	N250GB5.4 KS	McAfee
LU.S9106.038	ATMN 270B	NLED10.1W SVGAG	UMA	SO2GBI16	N250GB5.4 KS	McAfee
LU.S9106.039	ATMN 270B	NLED10.1W SVGAG	UMA	SO2GBI16	N250GB5.4 KS	McAfee
LU.S9106.035	ATMN 270B	NLED10.1W SVGAG	UMA	SO2GBI16	N250GB5.4 KS	McAfee
LU.S9106.036	ATMN 270B	NLED10.1W SVGAG	UMA	SO2GBI16	N250GB5.4 KS	McAfee
LU.S9106.034	ATMN 270B	NLED10.1W SVGAG	UMA	SO2GBI16	N250GB5.4 KS	McAfee
LU.S9106.023	ATMN 270B	NLED10.1W SVGAG	UMA	SO2GBI16	N250GB5.4 KS	McAfee
LU.S9106.020	ATMN 270B	NLED10.1W SVGAG	UMA	SO2GBI16	N250GB5.4 KS	McAfee
LU.S9106.021	ATMN 270B	NLED10.1W SVGAG	UMA	SO2GBI16	N250GB5.4 KS	McAfee
LU.S9106.022	ATMN 270B	NLED10.1W SVGAG	UMA	SO2GBI16	N250GB5.4 KS	McAfee
LU.S9106.025	ATMN 270B	NLED10.1W SVGAG	UMA	SO2GBI16	N250GB5.4 KS	McAfee
LU.S9106.024	ATMN 270B	NLED10.1W SVGAG	UMA	SO2GBI16	N250GB5.4 KS	McAfee
LU.S9106.029	ATMN 270B	NLED10.1W SVGAG	UMA	SO2GBI16	N250GB5.4 KS	McAfee
LU.S9106.026	ATMN 270B	NLED10.1W SVGAG	UMA	SO2GBI16	N250GB5.4 KS	McAfee
LU.S9106.019	ATMN 270B	NLED10.1W SVGAG	UMA	SO2GBI16	N250GB5.4 KS	McAfee
LU.S9106.018	ATMN 270B	NLED10.1W SVGAG	UMA	SO2GBI16	N250GB5.4 KS	McAfee
LU.S9106.010	ATMN 270B	NLED10.1W SVGAG	UMA	SO2GBI16	N250GB5.4 KS	McAfee
LU.S9106.017	ATMN 270B	NLED10.1W SVGAG	UMA	SO2GBI16	N250GB5.4 KS	McAfee
LU.S9106.014	ATMN 270B	NLED10.1W SVGAG	UMA	SO2GBI16	N250GB5.4 KS	McAfee
LU.S9106.015	ATMN 270B	NLED10.1W SVGAG	UMA	SO2GBI16	N250GB5.4 KS	McAfee

Acer Part No	CPU	LCD	VGA Chip	Memory 1	HDD 1(GB)	Extra SW1
LU.S9106.012	ATMN 270B	NLED10.1W SVGAG	UMA	SO2GBI16	N250GB5.4 KS	McAfee
LU.S9106.011	ATMN 270B	NLED10.1W SVGAG	UMA	SO2GBI16	N250GB5.4 KS	McAfee
LU.S9106.013	ATMN 270B	NLED10.1W SVGAG	UMA	SO2GBI16	N250GB5.4 KS	McAfee
LU.S9106.006	ATMN 270B	NLED10.1W SVGAG	UMA	SO2GBI16	N250GB5.4 KS	McAfee
LU.S9106.004	ATMN 270B	NLED10.1W SVGAG	UMA	SO2GBI16	N250GB5.4 KS	McAfee
LU.S9106.008	ATMN 270B	NLED10.1W SVGAG	UMA	SO2GBI16	N250GB5.4 KS	McAfee
LU.S9106.002	ATMN 270B	NLED10.1W SVGAG	UMA	SO2GBI16	N250GB5.4 KS	McAfee
LU.S9106.005	ATMN 270B	NLED10.1W SVGAG	UMA	SO2GBI16	N250GB5.4 KS	McAfee
LU.S9106.001	ATMN 270B	NLED10.1W SVGAG	UMA	SO2GBI16	N250GB5.4 KS	McAfee
LU.S9106.009	ATMN 270B	NLED10.1W SVGAG	UMA	SO2GBI16	N250GB5.4 KS	McAfee
LU.S9106.003	ATMN 270B	NLED10.1W SVGAG	UMA	SO2GBI16	N250GB5.4 KS	McAfee
S2.S910B.001	ATMN 280B	NLED10.1W SVGAG	UMA	SO1GBI16	N160GB5.4 KS	McAfee
S2.S910B.003	ATMN 280B	NLED10.1W SVGAG	UMA	SO1GBI16	N160GB5.4 KS	McAfee
LU.S910Z.161	ATMN 270B	NLED10.1W SVGAG	UMA	SO2GBI16	N250GB5.4 KS	McAfee
LU.S910Z.133	ATMN 270B	NLED10.1W SVGAG	UMA	SO2GBI16	N250GB5.4 KS	McAfee
LU.S910Z.144	ATMN 270B	NLED10.1W SVGAG	UMA	SO2GBI16	N250GB5.4 KS	McAfee
LU.S910Z.162	ATMN 270B	NLED10.1W SVGAG	UMA	SO2GBI16	N250GB5.4 KS	McAfee
LU.S910Z.153	ATMN 270B	NLED10.1W SVGAG	UMA	SO2GBI16	N250GB5.4 KS	McAfee
LU.S910Z.160	ATMN 270B	NLED10.1W SVGAG	UMA	SO2GBI16	N250GB5.4 KS	McAfee
LU.S910Z.143	ATMN 270B	NLED10.1W SVGAG	UMA	SO2GBI16	N250GB5.4 KS	McAfee
LU.S910Z.146	ATMN 270B	NLED10.1W SVGAG	UMA	SO2GBI16	N250GB5.4 KS	McAfee
LU.S910Z.150	ATMN 270B	NLED10.1W SVGAG	UMA	SO2GBI16	N250GB5.4 KS	McAfee
LU.S910Z.151	ATMN 270B	NLED10.1W SVGAG	UMA	SO2GBI16	N250GB5.4 KS	McAfee
LU.S910Z.156	ATMN 270B	NLED10.1W SVGAG	UMA	SO2GBI16	N250GB5.4 KS	McAfee
LU.S910Z.134	ATMN 270B	NLED10.1W SVGAG	UMA	SO2GBI16	N250GB5.4 KS	McAfee
LU.S910Z.130	ATMN 270B	NLED10.1W SVGAG	UMA	SO2GBI16	N250GB5.4 KS	McAfee

Acer Part No	CPU	LCD	VGA Chip	Memory 1	HDD 1(GB)	Extra SW1
LU.S910Z.128	ATMN 270B	NLED10.1W SVGAG	UMA	SO2GBI16	N250GB5.4 KS	McAfee
LU.S910Z.127	ATMN 270B	NLED10.1W SVGAG	UMA	SO2GBI16	N250GB5.4 KS	McAfee
LU.S910Z.148	ATMN 270B	NLED10.1W SVGAG	UMA	SO2GBI16	N250GB5.4 KS	McAfee
LU.S910Z.154	ATMN 270B	NLED10.1W SVGAG	UMA	SO2GBI16	N250GB5.4 KS	McAfee
LU.S910Z.145	ATMN 270B	NLED10.1W SVGAG	UMA	SO2GBI16	N250GB5.4 KS	McAfee
LU.S910Z.149	ATMN 270B	NLED10.1W SVGAG	UMA	SO2GBI16	N250GB5.4 KS	McAfee
LU.S910Z.158	ATMN 270B	NLED10.1W SVGAG	UMA	SO2GBI16	N250GB5.4 KS	McAfee
LU.S910Z.147	ATMN 270B	NLED10.1W SVGAG	UMA	SO2GBI16	N250GB5.4 KS	McAfee
LU.S910Z.159	ATMN 270B	NLED10.1W SVGAG	UMA	SO2GBI16	N250GB5.4 KS	McAfee
LU.S910Z.152	ATMN 270B	NLED10.1W SVGAG	UMA	SO2GBI16	N250GB5.4 KS	McAfee
LU.S910Z.155	ATMN 270B	NLED10.1W SVGAG	UMA	SO2GBI16	N250GB5.4 KS	McAfee
LU.S910Z.116	ATMN 270B	NLED10.1W SVGAG	UMA	SO2GBI16	N250GB5.4 KS	McAfee
LU.S910Z.120	ATMN 270B	NLED10.1W SVGAG	UMA	SO2GBI16	N250GB5.4 KS	McAfee
LU.S910Z.123	ATMN 270B	NLED10.1W SVGAG	UMA	SO2GBI16	N250GB5.4 KS	McAfee
LU.S910Z.121	ATMN 270B	NLED10.1W SVGAG	UMA	SO2GBI16	N250GB5.4 KS	McAfee
LU.S910Z.124	ATMN 270B	NLED10.1W SVGAG	UMA	SO2GBI16	N250GB5.4 KS	McAfee
LU.S910Z.122	ATMN 270B	NLED10.1W SVGAG	UMA	SO2GBI16	N250GB5.4 KS	McAfee
LU.S910Z.113	ATMN 270B	NLED10.1W SVGAG	UMA	SO2GBI16	N250GB5.4 KS	McAfee
LU.S910Z.114	ATMN 270B	NLED10.1W SVGAG	UMA	SO2GBI16	N250GB5.4 KS	McAfee
LU.S910Z.109	ATMN 270B	NLED10.1W SVGAG	UMA	SO2GBI16	N250GB5.4 KS	McAfee
LU.S910Z.107	ATMN 270B	NLED10.1W SVGAG	UMA	SO2GBI16	N250GB5.4 KS	McAfee
LU.S910Z.111	ATMN 270B	NLED10.1W SVGAG	UMA	SO2GBI16	N250GB5.4 KS	McAfee
LU.S910Z.108	ATMN 270B	NLED10.1W SVGAG	UMA	SO2GBI16	N250GB5.4 KS	McAfee
LU.S910Z.110	ATMN 270B	NLED10.1W SVGAG	UMA	SO2GBI16	N250GB5.4 KS	McAfee
LU.S910Z.101	ATMN 270B	NLED10.1W SVGAG	UMA	SO2GBI16	N250GB5.4 KS	McAfee
LU.S910Z.095	ATMN 270B	NLED10.1W SVGAG	UMA	SO2GBI16	N250GB5.4 KS	McAfee



Acer Part No	CPU	LCD	VGA Chip	Memory 1	HDD 1(GB)	Extra SW1
LU.S910Z.087	ATMN 270B	NLED10.1W SVGAG	UMA	SO2GBI16	N250GB5.4 KS	McAfee
LU.S910Z.082	ATMN 270B	NLED10.1W SVGAG	UMA	SO2GBI16	N250GB5.4 KS	McAfee
LU.S910Z.083	ATMN 270B	NLED10.1W SVGAG	UMA	SO2GBI16	N250GB5.4 KS	McAfee
LU.S910Z.094	ATMN 270B	NLED10.1W SVGAG	UMA	SO2GBI16	N250GB5.4 KS	McAfee
LU.S910Z.093	ATMN 270B	NLED10.1W SVGAG	UMA	SO2GBI16	N250GB5.4 KS	McAfee
LU.S910Z.105	ATMN 270B	NLED10.1W SVGAG	UMA	SO2GBI16	N250GB5.4 KS	McAfee
LU.S910Z.085	ATMN 270B	NLED10.1W SVGAG	UMA	SO2GBI16	N250GB5.4 KS	McAfee
LU.S910Z.103	ATMN 270B	NLED10.1W SVGAG	UMA	SO2GBI16	N250GB5.4 KS	McAfee
LU.S910Z.096	ATMN 270B	NLED10.1W SVGAG	UMA	SO2GBI16	N250GB5.4 KS	McAfee
LU.S910Z.080	ATMN 270B	NLED10.1W SVGAG	UMA	SO2GBI16	N250GB5.4 KS	McAfee
LU.S910Z.081	ATMN 270B	NLED10.1W SVGAG	UMA	SO2GBI16	N250GB5.4 KS	McAfee
LU.S910Z.084	ATMN 270B	NLED10.1W SVGAG	UMA	SO2GBI16	N250GB5.4 KS	McAfee
LU.S910Z.088	ATMN 270B	NLED10.1W SVGAG	UMA	SO2GBI16	N250GB5.4 KS	McAfee
LU.S910Z.092	ATMN 270B	NLED10.1W SVGAG	UMA	SO2GBI16	N250GB5.4 KS	McAfee
LU.S910Z.090	ATMN 270B	NLED10.1W SVGAG	UMA	SO2GBI16	N250GB5.4 KS	McAfee
LU.S910Z.104	ATMN 270B	NLED10.1W SVGAG	UMA	SO2GBI16	N250GB5.4 KS	McAfee
LU.S910Z.086	ATMN 270B	NLED10.1W SVGAG	UMA	SO2GBI16	N250GB5.4 KS	McAfee
LU.S910Z.106	ATMN 270B	NLED10.1W SVGAG	UMA	SO2GBI16	N250GB5.4 KS	McAfee
LU.S910Z.099	ATMN 270B	NLED10.1W SVGAG	UMA	SO2GBI16	N250GB5.4 KS	McAfee
LU.S910Z.098	ATMN 270B	NLED10.1W SVGAG	UMA	SO2GBI16	N250GB5.4 KS	McAfee
LU.S910Z.102	ATMN 270B	NLED10.1W SVGAG	UMA	SO2GBI16	N250GB5.4 KS	McAfee
LU.S910Z.097	ATMN 270B	NLED10.1W SVGAG	UMA	SO2GBI16	N250GB5.4 KS	McAfee
LU.S910Z.089	ATMN 270B	NLED10.1W SVGAG	UMA	SO2GBI16	N250GB5.4 KS	McAfee
LU.S910Z.059	ATMN 270B	NLED10.1W SVGAG	UMA	SO2GBI16	N250GB5.4 KS	McAfee
LU.S910Z.064	ATMN 270B	NLED10.1W SVGAG	UMA	SO2GBI16	N250GB5.4 KS	McAfee
LU.S910Z.062	ATMN 270B	NLED10.1W SVGAG	UMA	SO2GBI16	N250GB5.4 KS	McAfee

Acer Part No	CPU	LCD	VGA Chip	Memory 1	HDD 1(GB)	Extra SW1
LU.S910Z.072	ATMN 270B	NLED10.1W SVGAG	UMA	SO2GBI16	N250GB5.4 KS	McAfee
LU.S910Z.060	ATMN 270B	NLED10.1W SVGAG	UMA	SO2GBI16	N250GB5.4 KS	McAfee
LU.S910Z.070	ATMN 270B	NLED10.1W SVGAG	UMA	SO2GBI16	N250GB5.4 KS	McAfee
LU.S910Z.069	ATMN 270B	NLED10.1W SVGAG	UMA	SO2GBI16	N250GB5.4 KS	McAfee
LU.S910Z.063	ATMN 270B	NLED10.1W SVGAG	UMA	SO2GBI16	N250GB5.4 KS	McAfee
LU.S910Z.067	ATMN 270B	NLED10.1W SVGAG	UMA	SO2GBI16	N250GB5.4 KS	McAfee
LU.S910Z.076	ATMN 270B	NLED10.1W SVGAG	UMA	SO2GBI16	N250GB5.4 KS	McAfee
LU.S910Z.077	ATMN 270B	NLED10.1W SVGAG	UMA	SO2GBI16	N250GB5.4 KS	McAfee
LU.S910Z.074	ATMN 270B	NLED10.1W SVGAG	UMA	SO2GBI16	N250GB5.4 KS	McAfee
LU.S910Z.075	ATMN 270B	NLED10.1W SVGAG	UMA	SO2GBI16	N250GB5.4 KS	McAfee
LU.S910Z.065	ATMN 270B	NLED10.1W SVGAG	UMA	SO2GBI16	N250GB5.4 KS	McAfee
LU.S910Z.054	ATMN 270B	NLED10.1W SVGAG	UMA	SO2GBI16	N250GB5.4 KS	McAfee
LU.S910Z.055	ATMN 270B	NLED10.1W SVGAG	UMA	SO2GBI16	N250GB5.4 KS	McAfee
LU.S910Z.073	ATMN 270B	NLED10.1W SVGAG	UMA	SO2GBI16	N250GB5.4 KS	McAfee
LU.S910Z.078	ATMN 270B	NLED10.1W SVGAG	UMA	SO2GBI16	N250GB5.4 KS	McAfee
LU.S910Z.056	ATMN 270B	NLED10.1W SVGAG	UMA	SO2GBI16	N250GB5.4 KS	McAfee
LU.S910Z.057	ATMN 270B	NLED10.1W SVGAG	UMA	SO2GBI16	N250GB5.4 KS	McAfee
LU.S910Z.079	ATMN 270B	NLED10.1W SVGAG	UMA	SO2GBI16	N250GB5.4 KS	McAfee
LU.S910Z.061	ATMN 270B	NLED10.1W SVGAG	UMA	SO2GBI16	N250GB5.4 KS	McAfee
LU.S910Z.058	ATMN 270B	NLED10.1W SVGAG	UMA	SO2GBI16	N250GB5.4 KS	McAfee
LU.S910Z.029	ATMN 270B	NLED10.1W SVGAG	UMA	SO2GBI16	N250GB5.4 KS	McAfee
LU.S910Z.028	ATMN 270B	NLED10.1W SVGAG	UMA	SO2GBI16	N250GB5.4 KS	McAfee
LU.S910Z.034	ATMN 270B	NLED10.1W SVGAG	UMA	SO2GBI16	N250GB5.4 KS	McAfee
LU.S910Z.040	ATMN 270B	NLED10.1W SVGAG	UMA	SO2GBI16	N250GB5.4 KS	McAfee
LU.S910Z.038	ATMN 270B	NLED10.1W SVGAG	UMA	SO2GBI16	N250GB5.4 KS	McAfee
LU.S910Z.036	ATMN 270B	NLED10.1W SVGAG	UMA	SO2GBI16	N250GB5.4 KS	McAfee

Acer Part No	CPU	LCD	VGA Chip	Memory 1	HDD 1(GB)	Extra SW1
LU.S910Z.027	ATMN 270B	NLED10.1W SVGAG	UMA	SO2GBI16	N250GB5.4 KS	McAfee
LU.S910Z.041	ATMN 270B	NLED10.1W SVGAG	UMA	SO2GBI16	N250GB5.4 KS	McAfee
LU.S910Z.042	ATMN 270B	NLED10.1W SVGAG	UMA	SO2GBI16	N250GB5.4 KS	McAfee
LU.S910Z.037	ATMN 270B	NLED10.1W SVGAG	UMA	SO2GBI16	N250GB5.4 KS	McAfee
LU.S910Z.033	ATMN 270B	NLED10.1W SVGAG	UMA	SO2GBI16	N250GB5.4 KS	McAfee
LU.S910Z.035	ATMN 270B	NLED10.1W SVGAG	UMA	SO2GBI16	N250GB5.4 KS	McAfee
LU.S910Z.032	ATMN 270B	NLED10.1W SVGAG	UMA	SO2GBI16	N250GB5.4 KS	McAfee
LU.S910Z.039	ATMN 270B	NLED10.1W SVGAG	UMA	SO2GBI16	N250GB5.4 KS	McAfee
LU.S910Z.011	ATMN 270B	NLED10.1W SVGAG	UMA	SO2GBI16	N250GB5.4 KS	McAfee
LU.S910Z.008	ATMN 270B	NLED10.1W SVGAG	UMA	SO2GBI16	N250GB5.4 KS	McAfee
LU.S910Z.001	ATMN 270B	NLED10.1W SVGAG	UMA	SO2GBI16	N250GB5.4 KS	McAfee
LU.S910Z.002	ATMN 270B	NLED10.1W SVGAG	UMA	SO2GBI16	N250GB5.4 KS	McAfee
LU.S910Z.006	ATMN 270B	NLED10.1W SVGAG	UMA	SO2GBI16	N250GB5.4 KS	McAfee
LU.S910Z.025	ATMN 270B	NLED10.1W SVGAG	UMA	SO2GBI16	N250GB5.4 KS	McAfee
LU.S910Z.024	ATMN 270B	NLED10.1W SVGAG	UMA	SO2GBI16	N250GB5.4 KS	McAfee
LU.S910Z.023	ATMN 270B	NLED10.1W SVGAG	UMA	SO2GBI16	N250GB5.4 KS	McAfee
LU.S910Z.022	ATMN 270B	NLED10.1W SVGAG	UMA	SO2GBI16	N250GB5.4 KS	McAfee
LU.S910Z.021	ATMN 270B	NLED10.1W SVGAG	UMA	SO2GBI16	N250GB5.4 KS	McAfee
LU.S910Z.017	ATMN 270B	NLED10.1W SVGAG	UMA	SO2GBI16	N250GB5.4 KS	McAfee
LU.S910Z.004	ATMN 270B	NLED10.1W SVGAG	UMA	SO2GBI16	N250GB5.4 KS	McAfee
LU.S910Z.010	ATMN 270B	NLED10.1W SVGAG	UMA	SO2GBI16	N250GB5.4 KS	McAfee
LU.S910Z.020	ATMN 270B	NLED10.1W SVGAG	UMA	SO2GBI16	N250GB5.4 KS	McAfee
LU.S910Z.019	ATMN 270B	NLED10.1W SVGAG	UMA	SO2GBI16	N250GB5.4 KS	McAfee
LU.S910Z.014	ATMN 270B	NLED10.1W SVGAG	UMA	SO2GBI16	N250GB5.4 KS	McAfee
LU.S910Z.013	ATMN 270B	NLED10.1W SVGAG	UMA	SO2GBI16	N250GB5.4 KS	McAfee
LU.S910Z.018	ATMN 270B	NLED10.1W SVGAG	UMA	SO2GBI16	N250GB5.4 KS	McAfee

Acer Part No	CPU	LCD	VGA Chip	Memory 1	HDD 1(GB)	Extra SW1
LU.S910Z.007	ATMN 270B	NLED10.1W SVGAG	UMA	SO2GBI16	N250GB5.4 KS	McAfee
LU.S910Z.003	ATMN 270B	NLED10.1W SVGAG	UMA	SO2GBI16	N250GB5.4 KS	McAfee
LU.S910Z.009	ATMN 270B	NLED10.1W SVGAG	UMA	SO2GBI16	N250GB5.4 KS	McAfee
LU.S910Z.026	ATMN 270B	NLED10.1W SVGAG	UMA	SO2GBI16	N250GB5.4 KS	McAfee
LU.S910Z.012	ATMN 270B	NLED10.1W SVGAG	UMA	SO2GBI16	N250GB5.4 KS	McAfee
LU.S910Z.015	ATMN 270B	NLED10.1W SVGAG	UMA	SO2GBI16	N250GB5.4 KS	McAfee
LU.S910Z.016	ATMN 270B	NLED10.1W SVGAG	UMA	SO2GBI16	N250GB5.4 KS	McAfee

Acer Part No	Card Reader	Wireless LAN	Wireless LAN1	Bluetooth	Battery
LU.S9406.060	5 in 1-Build in	3rd WiFi BG	3rd WiFi BG	N	6CELL2.6
LU.S9406.070	5 in 1-Build in	3rd WiFi BG	3rd WiFi BG	N	6CELL2.6
LU.S9406.046	5 in 1-Build in	3rd WiFi BG	3rd WiFi BG	N	6CELL2.6
LU.S9406.080	5 in 1-Build in	3rd WiFi BG	3rd WiFi BG	N	6CELL2.6
LU.S9406.066	5 in 1-Build in	3rd WiFi BG	3rd WiFi BG	N	6CELL2.6
LU.S9406.067	5 in 1-Build in	3rd WiFi BG	3rd WiFi BG	N	6CELL2.6
LU.S9406.069	5 in 1-Build in	3rd WiFi BG	3rd WiFi BG	N	6CELL2.6
LU.S9406.068	5 in 1-Build in	3rd WiFi BG	3rd WiFi BG	N	6CELL2.6
LU.S9406.075	5 in 1-Build in	3rd WiFi BG	3rd WiFi BG	N	6CELL2.6
LU.S9406.073	5 in 1-Build in	3rd WiFi BG	3rd WiFi BG	N	6CELL2.6
LU.S9406.074	5 in 1-Build in	3rd WiFi BG	3rd WiFi BG	N	6CELL2.6
LU.S9406.084	5 in 1-Build in	3rd WiFi BG	3rd WiFi BG	N	6CELL2.6
LU.S9406.087	5 in 1-Build in	3rd WiFi BG	3rd WiFi BG	N	6CELL2.6
LU.S9406.079	5 in 1-Build in	3rd WiFi BG	3rd WiFi BG	N	6CELL2.6
LU.S9406.078	5 in 1-Build in	3rd WiFi BG	3rd WiFi BG	N	6CELL2.6
LU.S9406.077	5 in 1-Build in	3rd WiFi BG	3rd WiFi BG	N	6CELL2.6
LU.S9406.076	5 in 1-Build in	3rd WiFi BG	3rd WiFi BG	N	6CELL2.6
LU.S9406.081	5 in 1-Build in	3rd WiFi BG	3rd WiFi BG	N	6CELL2.6
LU.S9406.085	5 in 1-Build in	3rd WiFi BG	3rd WiFi BG	N	6CELL2.6
LU.S9406.072	5 in 1-Build in	3rd WiFi BG	3rd WiFi BG	N	6CELL2.6
LU.S9406.082	5 in 1-Build in	3rd WiFi BG	3rd WiFi BG	N	6CELL2.6
LU.S9406.083	5 in 1-Build in	3rd WiFi BG	3rd WiFi BG	N	6CELL2.6
LU.S9406.086	5 in 1-Build in	3rd WiFi BG	3rd WiFi BG	N	6CELL2.6
LU.S9406.054	5 in 1-Build in	3rd WiFi BG	3rd WiFi BG	N	6CELL2.6
LU.S9406.052	5 in 1-Build in	3rd WiFi BG	3rd WiFi BG	N	6CELL2.6
LU.S9406.045	5 in 1-Build in	3rd WiFi BG	3rd WiFi BG	N	6CELL2.6
LU.S9406.044	5 in 1-Build in	3rd WiFi BG	3rd WiFi BG	N	6CELL2.6
LU.S9406.063	5 in 1-Build in	3rd WiFi BG	3rd WiFi BG	N	6CELL2.6
LU.S9406.050	5 in 1-Build in	3rd WiFi BG	3rd WiFi BG	N	6CELL2.6
LU.S9406.049	5 in 1-Build in	3rd WiFi BG	3rd WiFi BG	N	6CELL2.6
LU.S9406.047	5 in 1-Build in	3rd WiFi BG	3rd WiFi BG	N	6CELL2.6

Acer Part No	Card Reader	Wireless LAN	Wireless LAN1	Bluetooth	Battery
LU.S9406.057	5 in 1-Build in	3rd WiFi BG	3rd WiFi BG	N	6CELL2.6
LU.S9406.071	5 in 1-Build in	3rd WiFi BG	3rd WiFi BG	N	6CELL2.6
LU.S9406.061	5 in 1-Build in	3rd WiFi BG	3rd WiFi BG	N	6CELL2.6
LU.S9406.056	5 in 1-Build in	3rd WiFi BG	3rd WiFi BG	N	6CELL2.6
LU.S9406.065	5 in 1-Build in	3rd WiFi BG	3rd WiFi BG	N	6CELL2.6
LU.S9406.048	5 in 1-Build in	3rd WiFi BG	3rd WiFi BG	N	6CELL2.6
LU.S9406.064	5 in 1-Build in	3rd WiFi BG	3rd WiFi BG	N	6CELL2.6
LU.S9406.051	5 in 1-Build in	3rd WiFi BG	3rd WiFi BG	N	6CELL2.6
LU.S9406.055	5 in 1-Build in	3rd WiFi BG	3rd WiFi BG	N	6CELL2.6
LU.S9406.059	5 in 1-Build in	3rd WiFi BG	3rd WiFi BG	N	6CELL2.6
LU.S9406.058	5 in 1-Build in	3rd WiFi BG	3rd WiFi BG	N	6CELL2.6
LU.S9406.053	5 in 1-Build in	3rd WiFi BG	3rd WiFi BG	N	6CELL2.6
LU.S9406.062	5 in 1-Build in	3rd WiFi BG	3rd WiFi BG	N	6CELL2.6
S2.S940B.001	5 in 1-Build in	3rd WiFi BG	3rd WiFi BG	N	6CELL2.2
S2.S930B.001	5 in 1-Build in	3rd WiFi BG	3rd WiFi BG	BT 2.0	3CELL2.2
S2.S930B.002	5 in 1-Build in	3rd WiFi BG	3rd WiFi BG	BT 2.0	3CELL2.2
LU.S920C.001	5 in 1-Build in	3rd WiFi BG	3rd WiFi BG	BT 2.0	6CELL2.6
LU.S920C.003	5 in 1-Build in	3rd WiFi BG	3rd WiFi BG	N	3CELL2.2
LU.S920C.002	5 in 1-Build in	3rd WiFi BG	3rd WiFi BG	BT 2.0	6CELL2.6
LU.S9206.092	5 in 1-Build in	3rd WiFi BG	3rd WiFi BG	BT 2.0	6CELL2.2
LU.S9206.109	5 in 1-Build in	3rd WiFi BG	3rd WiFi BG	BT 2.0	6CELL2.6
LU.S920Z.092	5 in 1-Build in	3rd WiFi BG	3rd WiFi BG	BT 2.0	3CELL2.2
LU.S920Z.144	5 in 1-Build in	3rd WiFi BG	3rd WiFi BG	BT 2.0	6CELL2.6
LU.S9206.091	5 in 1-Build in	3rd WiFi BG	3rd WiFi BG	N	6CELL2.2
LU.S9206.271	5 in 1-Build in	3rd WiFi BG	3rd WiFi BG	N	6CELL2.6
LU.S9206.090	5 in 1-Build in	3rd WiFi BG	3rd WiFi BG	BT 2.0	6CELL2.2
LU.S920B.131	5 in 1-Build in	3rd WiFi BG	3rd WiFi BG	N	6CELL2.6
LU.S9206.098	5 in 1-Build in	3rd WiFi BG	3rd WiFi BG	BT 2.0	6CELL2.6
LU.S9205.001	5 in 1-Build in	3rd WiFi BG	3rd WiFi BG	BT 2.0	3CELL2.2
LU.S9206.265	5 in 1-Build in	3rd WiFi BG	3rd WiFi BG	N	3CELL2.2
LU.S9206.038	5 in 1-Build in	3rd WiFi BG	3rd WiFi BG	BT 2.0	3CELL2.2
LU.S9206.176	5 in 1-Build in	3rd WiFi BG	3rd WiFi BG	N	6CELL2.6
LU.S9206.221	5 in 1-Build in	3rd WiFi BG	3rd WiFi BG	N	6CELL2.6
LU.S9206.096	5 in 1-Build in	3rd WiFi BG	3rd WiFi BG	BT 2.0	6CELL2.6
LU.S9206.083	5 in 1-Build in	3rd WiFi BG	3rd WiFi BG	BT 2.0	6CELL2.6
LU.S9206.275	5 in 1-Build in	3rd WiFi BG	3rd WiFi BG	BT 2.0	6CELL2.6
LU.S9206.274	5 in 1-Build in	3rd WiFi BG	3rd WiFi BG	BT 2.0	6CELL2.6
LU.S920B.130	5 in 1-Build in	3rd WiFi BG	3rd WiFi BG	BT 2.0	6CELL2.6
LU.S9206.273	5 in 1-Build in	3rd WiFi BG	3rd WiFi BG	BT 2.0	6CELL2.6
LU.S9206.264	5 in 1-Build in	3rd WiFi BG	3rd WiFi BG	N	3CELL2.2
LU.S9206.087	5 in 1-Build in	3rd WiFi BG	3rd WiFi BG	BT 2.0	6CELL2.6
LU.S9206.093	5 in 1-Build in	3rd WiFi BG	3rd WiFi BG	BT 2.0	6CELL2.6
LU.S9206.175	5 in 1-Build in	3rd WiFi BG	3rd WiFi BG	N	6CELL2.6
LU.S9206.039	5 in 1-Build in	3rd WiFi BG	3rd WiFi BG	BT 2.0	3CELL2.2
LU.S9206.220	5 in 1-Build in	3rd WiFi BG	3rd WiFi BG	N	6CELL2.6
LU.S9206.028	5 in 1-Build in	3rd WiFi BG	3rd WiFi BG	BT 2.0	3CELL2.2

Acer Part No	Card Reader	Wireless LAN	Wireless LAN1	Bluetooth	Battery
LU.S9206.164	5 in 1-Build in	3rd WiFi BG	3rd WiFi BG	N	6CELL2.6
LU.S9206.140	5 in 1-Build in	3rd WiFi BG	3rd WiFi BG	N	6CELL2.6
LU.S9206.003	5 in 1-Build in	3rd WiFi BG	3rd WiFi BG	BT 2.0	3CELL2.2
LU.S9206.184	5 in 1-Build in	3rd WiFi BG	3rd WiFi BG	N	6CELL2.6
LU.S9206.049	5 in 1-Build in	3rd WiFi BG	3rd WiFi BG	BT 2.0	6CELL2.6
LU.S9206.133	5 in 1-Build in	3rd WiFi BG	3rd WiFi BG	BT 2.0	6CELL2.6
LU.S9206.229	5 in 1-Build in	3rd WiFi BG	3rd WiFi BG	N	3CELL2.2
LU.S9206.156	5 in 1-Build in	3rd WiFi BG	3rd WiFi BG	N	6CELL2.6
LU.S9206.018	5 in 1-Build in	3rd WiFi BG	3rd WiFi BG	BT 2.0	3CELL2.2
LU.S9206.201	5 in 1-Build in	3rd WiFi BG	3rd WiFi BG	N	6CELL2.6
LU.S9206.064	5 in 1-Build in	3rd WiFi BG	3rd WiFi BG	BT 2.0	6CELL2.6
LU.S9206.116	5 in 1-Build in	3rd WiFi BG	3rd WiFi BG	BT 2.0	6CELL2.6
LU.S9206.245	5 in 1-Build in	3rd WiFi BG	3rd WiFi BG	N	3CELL2.2
LU.S9206.256	5 in 1-Build in	3rd WiFi BG	3rd WiFi BG	N	3CELL2.2
LU.S9206.253	5 in 1-Build in	3rd WiFi BG	3rd WiFi BG	N	3CELL2.2
LU.S9206.106	5 in 1-Build in	3rd WiFi BG	3rd WiFi BG	BT 2.0	6CELL2.6
LU.S9206.075	5 in 1-Build in	3rd WiFi BG	3rd WiFi BG	BT 2.0	6CELL2.6
LU.S9206.107	5 in 1-Build in	3rd WiFi BG	3rd WiFi BG	BT 2.0	6CELL2.6
LU.S9206.110	5 in 1-Build in	3rd WiFi BG	3rd WiFi BG	BT 2.0	6CELL2.6
LU.S9206.074	5 in 1-Build in	3rd WiFi BG	3rd WiFi BG	BT 2.0	6CELL2.6
LU.S9206.212	5 in 1-Build in	3rd WiFi BG	3rd WiFi BG	N	6CELL2.6
LU.S9206.166	5 in 1-Build in	3rd WiFi BG	3rd WiFi BG	N	6CELL2.6
LU.S9206.167	5 in 1-Build in	3rd WiFi BG	3rd WiFi BG	N	6CELL2.6
LU.S9206.024	5 in 1-Build in	3rd WiFi BG	3rd WiFi BG	BT 2.0	3CELL2.2
LU.S9206.030	5 in 1-Build in	3rd WiFi BG	3rd WiFi BG	BT 2.0	3CELL2.2
LU.S9206.209	5 in 1-Build in	3rd WiFi BG	3rd WiFi BG	N	6CELL2.6
LU.S9206.211	5 in 1-Build in	3rd WiFi BG	3rd WiFi BG	N	6CELL2.6
LU.S9206.073	5 in 1-Build in	3rd WiFi BG	3rd WiFi BG	BT 2.0	6CELL2.6
LU.S9206.255	5 in 1-Build in	3rd WiFi BG	3rd WiFi BG	N	3CELL2.2
LU.S9206.161	5 in 1-Build in	3rd WiFi BG	3rd WiFi BG	N	6CELL2.6
LU.S9206.165	5 in 1-Build in	3rd WiFi BG	3rd WiFi BG	N	6CELL2.6
LU.S9206.026	5 in 1-Build in	3rd WiFi BG	3rd WiFi BG	BT 2.0	3CELL2.2
LU.S9206.029	5 in 1-Build in	3rd WiFi BG	3rd WiFi BG	BT 2.0	3CELL2.2
LU.S9206.206	5 in 1-Build in	3rd WiFi BG	3rd WiFi BG	N	6CELL2.6
LU.S9206.210	5 in 1-Build in	3rd WiFi BG	3rd WiFi BG	N	6CELL2.6
LU.S9206.076	5 in 1-Build in	3rd WiFi BG	3rd WiFi BG	BT 2.0	6CELL2.6
LU.S9206.077	5 in 1-Build in	3rd WiFi BG	3rd WiFi BG	BT 2.0	6CELL2.6
LU.S9206.162	5 in 1-Build in	3rd WiFi BG	3rd WiFi BG	N	6CELL2.6
LU.S9206.027	5 in 1-Build in	3rd WiFi BG	3rd WiFi BG	BT 2.0	3CELL2.2
LU.S9206.105	5 in 1-Build in	3rd WiFi BG	3rd WiFi BG	BT 2.0	6CELL2.6
LU.S9206.108	5 in 1-Build in	3rd WiFi BG	3rd WiFi BG	BT 2.0	6CELL2.6
LU.S9206.250	5 in 1-Build in	3rd WiFi BG	3rd WiFi BG	N	3CELL2.2
LU.S9206.254	5 in 1-Build in	3rd WiFi BG	3rd WiFi BG	N	3CELL2.2
LU.S9206.252	5 in 1-Build in	3rd WiFi BG	3rd WiFi BG	N	3CELL2.2
LU.S9206.103	5 in 1-Build in	3rd WiFi BG	3rd WiFi BG	BT 2.0	6CELL2.6
LU.S9206.208	5 in 1-Build in	3rd WiFi BG	3rd WiFi BG	N	6CELL2.6

Acer Part No	Card Reader	Wireless LAN	Wireless LAN1	Bluetooth	Battery
LU.S9206.163	5 in 1-Build in	3rd WiFi BG	3rd WiFi BG	N	6CELL2.6
LU.S9206.207	5 in 1-Build in	3rd WiFi BG	3rd WiFi BG	N	6CELL2.6
LU.S9206.078	5 in 1-Build in	3rd WiFi BG	3rd WiFi BG	BT 2.0	6CELL2.6
LU.S9206.104	5 in 1-Build in	3rd WiFi BG	3rd WiFi BG	BT 2.0	6CELL2.6
LU.S9206.251	5 in 1-Build in	3rd WiFi BG	3rd WiFi BG	N	3CELL2.2
LU.S9206.025	5 in 1-Build in	3rd WiFi BG	3rd WiFi BG	BT 2.0	3CELL2.2
LU.S9206.079	5 in 1-Build in	3rd WiFi BG	3rd WiFi BG	BT 2.0	6CELL2.6
LU.S920Z.174	5 in 1-Build in	3rd WiFi BG	3rd WiFi BG	BT 2.0	6CELL2.6
LU.S920Z.247	5 in 1-Build in	3rd WiFi BG	3rd WiFi BG	BT 2.0	6CELL2.6
LU.S920Z.134	5 in 1-Build in	3rd WiFi BG	3rd WiFi BG	BT 2.0	6CELL2.6
LU.S920Z.256	5 in 1-Build in	3rd WiFi BG	3rd WiFi BG	BT 2.0	6CELL2.6
LU.S920Z.153	5 in 1-Build in	3rd WiFi BG	3rd WiFi BG	BT 2.0	6CELL2.6
LU.S920Z.007	5 in 1-Build in	3rd WiFi BG	3rd WiFi BG	BT 2.0	6CELL2.6
LU.S920Z.052	5 in 1-Build in	3rd WiFi BG	3rd WiFi BG	BT 2.0	3CELL2.2
LU.S920Z.152	5 in 1-Build in	3rd WiFi BG	3rd WiFi BG	BT 2.0	6CELL2.6
LU.S920Z.108	5 in 1-Build in	3rd WiFi BG	3rd WiFi BG	BT 2.0	3CELL2.2
LU.S920Z.132	5 in 1-Build in	3rd WiFi BG	3rd WiFi BG	N	6CELL2.6
LU.S920Z.131	5 in 1-Build in	3rd WiFi BG	3rd WiFi BG	N	3CELL2.2
LU.S920Z.079	5 in 1-Build in	3rd WiFi BG	3rd WiFi BG	BT 2.0	3CELL2.2
LU.S920Z.027	5 in 1-Build in	3rd WiFi BG	3rd WiFi BG	BT 2.0	6CELL2.6
LU.S920Z.114	5 in 1-Build in	3rd WiFi BG	3rd WiFi BG	BT 2.0	3CELL2.2
LU.S920Z.014	5 in 1-Build in	3rd WiFi BG	3rd WiFi BG	BT 2.0	6CELL2.6
LU.S920Z.166	5 in 1-Build in	3rd WiFi BG	3rd WiFi BG	BT 2.0	6CELL2.6
LU.S920Z.141	5 in 1-Build in	3rd WiFi BG	3rd WiFi BG	BT 2.0	6CELL2.6
LU.S920Z.170	5 in 1-Build in	3rd WiFi BG	3rd WiFi BG	BT 2.0	6CELL2.6
LU.S920Z.260	5 in 1-Build in	3rd WiFi BG	3rd WiFi BG	BT 2.0	6CELL2.6
LU.S920Z.113	5 in 1-Build in	3rd WiFi BG	3rd WiFi BG	BT 2.0	3CELL2.2
LU.S920Z.067	5 in 1-Build in	3rd WiFi BG	3rd WiFi BG	BT 2.0	3CELL2.2
LU.S920Z.043	5 in 1-Build in	3rd WiFi BG	3rd WiFi BG	BT 2.0	6CELL2.6
LU.S920Z.259	5 in 1-Build in	3rd WiFi BG	3rd WiFi BG	BT 2.0	6CELL2.6
LU.S920Z.167	5 in 1-Build in	3rd WiFi BG	3rd WiFi BG	BT 2.0	6CELL2.6
LU.S920Z.145	5 in 1-Build in	3rd WiFi BG	3rd WiFi BG	BT 2.0	6CELL2.6
LU.S920Z.243	5 in 1-Build in	3rd WiFi BG	3rd WiFi BG	BT 2.0	6CELL2.6
LU.S920Z.116	5 in 1-Build in	3rd WiFi BG	3rd WiFi BG	BT 2.0	3CELL2.2
LU.S920Z.068	5 in 1-Build in	3rd WiFi BG	3rd WiFi BG	BT 2.0	3CELL2.2
LU.S920Z.063	5 in 1-Build in	3rd WiFi BG	3rd WiFi BG	BT 2.0	3CELL2.2
LU.S920Z.026	5 in 1-Build in	3rd WiFi BG	3rd WiFi BG	BT 2.0	6CELL2.6
LU.S920Z.030	5 in 1-Build in	3rd WiFi BG	3rd WiFi BG	BT 2.0	6CELL2.6
LU.S920Z.250	5 in 1-Build in	3rd WiFi BG	3rd WiFi BG	BT 2.0	6CELL2.6
LU.S920Z.169	5 in 1-Build in	3rd WiFi BG	3rd WiFi BG	BT 2.0	6CELL2.6
LU.S920Z.139	5 in 1-Build in	3rd WiFi BG	3rd WiFi BG	BT 2.0	6CELL2.6
LU.S920Z.140	5 in 1-Build in	3rd WiFi BG	3rd WiFi BG	BT 2.0	6CELL2.6
LU.S920Z.244	5 in 1-Build in	3rd WiFi BG	3rd WiFi BG	BT 2.0	6CELL2.6
LU.S920Z.104	5 in 1-Build in	3rd WiFi BG	3rd WiFi BG	BT 2.0	3CELL2.2
LU.S920Z.029	5 in 1-Build in	3rd WiFi BG	3rd WiFi BG	BT 2.0	6CELL2.6
LU.S920Z.065	5 in 1-Build in	3rd WiFi BG	3rd WiFi BG	BT 2.0	3CELL2.2



Acer Part No	Card Reader	Wireless LAN	Wireless LAN1	Bluetooth	Battery
LU.S920Z.064	5 in 1-Build in	3rd WiFi BG	3rd WiFi BG	BT 2.0	3CELL2.2
LU.S920Z.009	5 in 1-Build in	3rd WiFi BG	3rd WiFi BG	BT 2.0	6CELL2.6
LU.S920Z.142	5 in 1-Build in	3rd WiFi BG	3rd WiFi BG	BT 2.0	6CELL2.6
LU.S920Z.261	5 in 1-Build in	3rd WiFi BG	3rd WiFi BG	BT 2.0	6CELL2.6
LU.S920Z.115	5 in 1-Build in	3rd WiFi BG	3rd WiFi BG	BT 2.0	3CELL2.2
LU.S920Z.066	5 in 1-Build in	3rd WiFi BG	3rd WiFi BG	BT 2.0	3CELL2.2
LU.S920Z.028	5 in 1-Build in	3rd WiFi BG	3rd WiFi BG	BT 2.0	6CELL2.6
LU.S920Z.146	5 in 1-Build in	3rd WiFi BG	3rd WiFi BG	BT 2.0	6CELL2.6
LU.S920Z.258	5 in 1-Build in	3rd WiFi BG	3rd WiFi BG	BT 2.0	6CELL2.6
LU.S920Z.069	5 in 1-Build in	3rd WiFi BG	3rd WiFi BG	BT 2.0	3CELL2.2
LU.S920B.050	5 in 1-Build in	3rd WiFi BG	3rd WiFi BG	BT 2.0	6CELL2.6
LU.S920B.079	5 in 1-Build in	3rd WiFi BG	3rd WiFi BG	BT 2.0	3CELL2.2
LU.S920B.033	5 in 1-Build in	3rd WiFi BG	3rd WiFi BG	BT 2.0	6CELL2.6
LU.S920B.051	5 in 1-Build in	3rd WiFi BG	3rd WiFi BG	BT 2.0	6CELL2.6
LU.S920B.125	5 in 1-Build in	3rd WiFi BG	3rd WiFi BG	N	6CELL2.6
LU.S920B.019	5 in 1-Build in	3rd WiFi BG	3rd WiFi BG	BT 2.0	6CELL2.6
LU.S920B.107	5 in 1-Build in	3rd WiFi BG	3rd WiFi BG	BT 2.0	3CELL2.2
LU.S920B.095	5 in 1-Build in	3rd WiFi BG	3rd WiFi BG	BT 2.0	3CELL2.2
LU.S920B.007	5 in 1-Build in	3rd WiFi BG	3rd WiFi BG	BT 2.0	6CELL2.6
LU.S920B.129	5 in 1-Build in	3rd WiFi BG	3rd WiFi BG	BT 2.0	6CELL2.6
LU.S920B.052	5 in 1-Build in	3rd WiFi BG	3rd WiFi BG	BT 2.0	6CELL2.6
LU.S920B.053	5 in 1-Build in	3rd WiFi BG	3rd WiFi BG	BT 2.0	6CELL2.6
LU.S920B.057	5 in 1-Build in	3rd WiFi BG	3rd WiFi BG	BT 2.0	6CELL2.6
LU.S920B.056	5 in 1-Build in	3rd WiFi BG	3rd WiFi BG	BT 2.0	6CELL2.6
LU.S920B.020	5 in 1-Build in	3rd WiFi BG	3rd WiFi BG	BT 2.0	6CELL2.6
LU.S920B.018	5 in 1-Build in	3rd WiFi BG	3rd WiFi BG	BT 2.0	6CELL2.6
LU.S920B.102	5 in 1-Build in	3rd WiFi BG	3rd WiFi BG	BT 2.0	3CELL2.2
LU.S920B.103	5 in 1-Build in	3rd WiFi BG	3rd WiFi BG	BT 2.0	3CELL2.2
LU.S920B.101	5 in 1-Build in	3rd WiFi BG	3rd WiFi BG	BT 2.0	3CELL2.2
LU.S920B.021	5 in 1-Build in	3rd WiFi BG	3rd WiFi BG	BT 2.0	6CELL2.6
LU.S920B.104	5 in 1-Build in	3rd WiFi BG	3rd WiFi BG	BT 2.0	3CELL2.2
LU.S920B.017	5 in 1-Build in	3rd WiFi BG	3rd WiFi BG	BT 2.0	6CELL2.6
LU.S920B.122	5 in 1-Build in	3rd WiFi BG	3rd WiFi BG	N	3CELL2.2
LU.S920B.123	5 in 1-Build in	3rd WiFi BG	3rd WiFi BG	N	3CELL2.2
LU.S920B.105	5 in 1-Build in	3rd WiFi BG	3rd WiFi BG	BT 2.0	3CELL2.2
LU.S920B.106	5 in 1-Build in	3rd WiFi BG	3rd WiFi BG	BT 2.0	3CELL2.2
LU.S920B.022	5 in 1-Build in	3rd WiFi BG	3rd WiFi BG	BT 2.0	6CELL2.6
LU.S920B.016	5 in 1-Build in	3rd WiFi BG	3rd WiFi BG	BT 2.0	6CELL2.6
LU.S920B.062	5 in 1-Build in	3rd WiFi BG	3rd WiFi BG	N	3CELL2.2
LU.S920B.126	5 in 1-Build in	3rd WiFi BG	3rd WiFi BG	BT 2.0	6CELL2.6
LU.S9206.272	5 in 1-Build in	3rd WiFi BG	3rd WiFi BG	BT 2.1	3CELL2.2
LU.S9206.137	5 in 1-Build in	3rd WiFi BG	3rd WiFi BG	BT 2.0	3CELL2.2
LU.S9206.062	5 in 1-Build in	3rd WiFi BG	3rd WiFi BG	BT 2.0	6CELL2.6
LU.S920B.038	5 in 1-Build in	3rd WiFi BG	3rd WiFi BG	BT 2.0	6CELL2.6
LU.S920B.031	5 in 1-Build in	3rd WiFi BG	3rd WiFi BG	BT 2.0	6CELL2.6
LU.S920B.037	5 in 1-Build in	3rd WiFi BG	3rd WiFi BG	BT 2.0	6CELL2.6

Acer Part No	Card Reader	Wireless LAN	Wireless LAN1	Bluetooth	Battery
LU.S9206.052	5 in 1-Build in	3rd WiFi BG	3rd WiFi BG	BT 2.0	6CELL2.6
LU.S9206.066	5 in 1-Build in	3rd WiFi BG	3rd WiFi BG	BT 2.0	6CELL2.6
LU.S920B.040	5 in 1-Build in	3rd WiFi BG	3rd WiFi BG	BT 2.0	6CELL2.6
LU.S9206.037	5 in 1-Build in	3rd WiFi BG	3rd WiFi BG	BT 2.0	3CELL2.2
LU.S9206.086	5 in 1-Build in	3rd WiFi BG	3rd WiFi BG	BT 2.0	6CELL2.6
LU.S9206.270	5 in 1-Build in	3rd WiFi BG	3rd WiFi BG	N	3CELL2.2
LU.S9206.262	5 in 1-Build in	3rd WiFi BG	3rd WiFi BG	N	3CELL2.2
LU.S9206.261	5 in 1-Build in	3rd WiFi BG	3rd WiFi BG	N	3CELL2.2
LU.S9206.246	5 in 1-Build in	3rd WiFi BG	3rd WiFi BG	N	3CELL2.2
LU.S9206.247	5 in 1-Build in	3rd WiFi BG	3rd WiFi BG	N	3CELL2.2
LU.S9206.248	5 in 1-Build in	3rd WiFi BG	3rd WiFi BG	N	3CELL2.2
LU.S9206.249	5 in 1-Build in	3rd WiFi BG	3rd WiFi BG	N	3CELL2.2
LU.S9206.258	5 in 1-Build in	3rd WiFi BG	3rd WiFi BG	N	3CELL2.2
LU.S9206.260	5 in 1-Build in	3rd WiFi BG	3rd WiFi BG	N	3CELL2.2
LU.S9206.257	5 in 1-Build in	3rd WiFi BG	3rd WiFi BG	N	3CELL2.2
LU.S9206.259	5 in 1-Build in	3rd WiFi BG	3rd WiFi BG	N	3CELL2.2
LU.S9206.269	5 in 1-Build in	3rd WiFi BG	3rd WiFi BG	N	3CELL2.2
LU.S9206.263	5 in 1-Build in	3rd WiFi BG	3rd WiFi BG	N	3CELL2.2
LU.S9206.267	5 in 1-Build in	3rd WiFi BG	3rd WiFi BG	N	3CELL2.2
LU.S9206.268	5 in 1-Build in	3rd WiFi BG	3rd WiFi BG	N	3CELL2.2
LU.S9206.266	5 in 1-Build in	3rd WiFi BG	3rd WiFi BG	N	3CELL2.2
LU.S9206.239	5 in 1-Build in	3rd WiFi BG	3rd WiFi BG	N	3CELL2.2
LU.S9206.235	5 in 1-Build in	3rd WiFi BG	3rd WiFi BG	N	3CELL2.2
LU.S9206.228	5 in 1-Build in	3rd WiFi BG	3rd WiFi BG	N	3CELL2.2
LU.S9206.236	5 in 1-Build in	3rd WiFi BG	3rd WiFi BG	N	3CELL2.2
LU.S9206.242	5 in 1-Build in	3rd WiFi BG	3rd WiFi BG	N	3CELL2.2
LU.S9206.213	5 in 1-Build in	3rd WiFi BG	3rd WiFi BG	N	6CELL2.6
LU.S9206.218	5 in 1-Build in	3rd WiFi BG	3rd WiFi BG	N	6CELL2.6
LU.S9206.230	5 in 1-Build in	3rd WiFi BG	3rd WiFi BG	N	3CELL2.2
LU.S9206.231	5 in 1-Build in	3rd WiFi BG	3rd WiFi BG	N	3CELL2.2
LU.S9206.215	5 in 1-Build in	3rd WiFi BG	3rd WiFi BG	N	6CELL2.6
LU.S9206.232	5 in 1-Build in	3rd WiFi BG	3rd WiFi BG	N	3CELL2.2
LU.S9206.217	5 in 1-Build in	3rd WiFi BG	3rd WiFi BG	N	6CELL2.6
LU.S9206.214	5 in 1-Build in	3rd WiFi BG	3rd WiFi BG	N	6CELL2.6
LU.S9206.241	5 in 1-Build in	3rd WiFi BG	3rd WiFi BG	N	3CELL2.2
LU.S9206.244	5 in 1-Build in	3rd WiFi BG	3rd WiFi BG	N	3CELL2.2
LU.S9206.227	5 in 1-Build in	3rd WiFi BG	3rd WiFi BG	N	3CELL2.2
LU.S9206.216	5 in 1-Build in	3rd WiFi BG	3rd WiFi BG	N	6CELL2.6
LU.S9206.238	5 in 1-Build in	3rd WiFi BG	3rd WiFi BG	N	3CELL2.2
LU.S9206.223	5 in 1-Build in	3rd WiFi BG	3rd WiFi BG	N	6CELL2.6
LU.S9206.224	5 in 1-Build in	3rd WiFi BG	3rd WiFi BG	N	6CELL2.6
LU.S9206.222	5 in 1-Build in	3rd WiFi BG	3rd WiFi BG	N	6CELL2.6
LU.S9206.226	5 in 1-Build in	3rd WiFi BG	3rd WiFi BG	N	6CELL2.6
LU.S9206.234	5 in 1-Build in	3rd WiFi BG	3rd WiFi BG	N	3CELL2.2
LU.S9206.240	5 in 1-Build in	3rd WiFi BG	3rd WiFi BG	N	3CELL2.2
LU.S9206.233	5 in 1-Build in	3rd WiFi BG	3rd WiFi BG	N	3CELL2.2

Acer Part No	Card Reader	Wireless LAN	Wireless LAN1	Bluetooth	Battery
LU.S9206.219	5 in 1-Build in	3rd WiFi BG	3rd WiFi BG	N	6CELL2.6
LU.S9206.225	5 in 1-Build in	3rd WiFi BG	3rd WiFi BG	N	6CELL2.6
LU.S9206.243	5 in 1-Build in	3rd WiFi BG	3rd WiFi BG	N	3CELL2.2
LU.S9206.237	5 in 1-Build in	3rd WiFi BG	3rd WiFi BG	N	3CELL2.2
LU.S9206.194	5 in 1-Build in	3rd WiFi BG	3rd WiFi BG	N	6CELL2.6
LU.S9206.199	5 in 1-Build in	3rd WiFi BG	3rd WiFi BG	N	6CELL2.6
LU.S9206.205	5 in 1-Build in	3rd WiFi BG	3rd WiFi BG	N	6CELL2.6
LU.S9206.203	5 in 1-Build in	3rd WiFi BG	3rd WiFi BG	N	6CELL2.6
LU.S9206.202	5 in 1-Build in	3rd WiFi BG	3rd WiFi BG	N	6CELL2.6
LU.S9206.204	5 in 1-Build in	3rd WiFi BG	3rd WiFi BG	N	6CELL2.6
LU.S9206.196	5 in 1-Build in	3rd WiFi BG	3rd WiFi BG	N	6CELL2.6
LU.S9206.197	5 in 1-Build in	3rd WiFi BG	3rd WiFi BG	N	6CELL2.6
LU.S9206.198	5 in 1-Build in	3rd WiFi BG	3rd WiFi BG	N	6CELL2.6
LU.S9206.195	5 in 1-Build in	3rd WiFi BG	3rd WiFi BG	N	6CELL2.6
LU.S9206.192	5 in 1-Build in	3rd WiFi BG	3rd WiFi BG	N	6CELL2.6
LU.S9206.190	5 in 1-Build in	3rd WiFi BG	3rd WiFi BG	N	6CELL2.6
LU.S9206.188	5 in 1-Build in	3rd WiFi BG	3rd WiFi BG	N	6CELL2.6
LU.S9206.191	5 in 1-Build in	3rd WiFi BG	3rd WiFi BG	N	6CELL2.6
LU.S9206.193	5 in 1-Build in	3rd WiFi BG	3rd WiFi BG	N	6CELL2.6
LU.S9206.189	5 in 1-Build in	3rd WiFi BG	3rd WiFi BG	N	6CELL2.6
LU.S9206.150	5 in 1-Build in	3rd WiFi BG	3rd WiFi BG	N	6CELL2.6
LU.S9206.146	5 in 1-Build in	3rd WiFi BG	3rd WiFi BG	N	6CELL2.6
LU.S9206.154	5 in 1-Build in	3rd WiFi BG	3rd WiFi BG	N	6CELL2.6
LU.S9206.144	5 in 1-Build in	3rd WiFi BG	3rd WiFi BG	N	6CELL2.6
LU.S9206.177	5 in 1-Build in	3rd WiFi BG	3rd WiFi BG	N	6CELL2.6
LU.S9206.145	5 in 1-Build in	3rd WiFi BG	3rd WiFi BG	N	6CELL2.6
LU.S9206.179	5 in 1-Build in	3rd WiFi BG	3rd WiFi BG	N	6CELL2.6
LU.S9206.143	5 in 1-Build in	3rd WiFi BG	3rd WiFi BG	N	6CELL2.6
LU.S9206.149	5 in 1-Build in	3rd WiFi BG	3rd WiFi BG	N	6CELL2.6
LU.S9206.174	5 in 1-Build in	3rd WiFi BG	3rd WiFi BG	N	6CELL2.6
LU.S9206.180	5 in 1-Build in	3rd WiFi BG	3rd WiFi BG	N	6CELL2.6
LU.S9206.187	5 in 1-Build in	3rd WiFi BG	3rd WiFi BG	N	6CELL2.6
LU.S9206.178	5 in 1-Build in	3rd WiFi BG	3rd WiFi BG	N	6CELL2.6
LU.S9206.181	5 in 1-Build in	3rd WiFi BG	3rd WiFi BG	N	6CELL2.6
LU.S9206.151	5 in 1-Build in	3rd WiFi BG	3rd WiFi BG	N	6CELL2.6
LU.S9206.172	5 in 1-Build in	3rd WiFi BG	3rd WiFi BG	N	6CELL2.6
LU.S9206.157	5 in 1-Build in	3rd WiFi BG	3rd WiFi BG	N	6CELL2.6
LU.S9206.158	5 in 1-Build in	3rd WiFi BG	3rd WiFi BG	N	6CELL2.6
LU.S9206.159	5 in 1-Build in	3rd WiFi BG	3rd WiFi BG	N	6CELL2.6
LU.S9206.160	5 in 1-Build in	3rd WiFi BG	3rd WiFi BG	N	6CELL2.6
LU.S9206.169	5 in 1-Build in	3rd WiFi BG	3rd WiFi BG	N	6CELL2.6
LU.S9206.152	5 in 1-Build in	3rd WiFi BG	3rd WiFi BG	N	6CELL2.6
LU.S9206.155	5 in 1-Build in	3rd WiFi BG	3rd WiFi BG	N	6CELL2.6
LU.S9206.182	5 in 1-Build in	3rd WiFi BG	3rd WiFi BG	N	6CELL2.6
LU.S9206.139	5 in 1-Build in	3rd WiFi BG	3rd WiFi BG	N	6CELL2.6
LU.S9206.147	5 in 1-Build in	3rd WiFi BG	3rd WiFi BG	N	6CELL2.6

Acer Part No	Card Reader	Wireless LAN	Wireless LAN1	Bluetooth	Battery
LU.S9206.171	5 in 1-Build in	3rd WiFi BG	3rd WiFi BG	N	6CELL2.6
LU.S9206.183	5 in 1-Build in	3rd WiFi BG	3rd WiFi BG	N	6CELL2.6
LU.S9206.153	5 in 1-Build in	3rd WiFi BG	3rd WiFi BG	N	6CELL2.6
LU.S9206.168	5 in 1-Build in	3rd WiFi BG	3rd WiFi BG	N	6CELL2.6
LU.S9206.141	5 in 1-Build in	3rd WiFi BG	3rd WiFi BG	N	6CELL2.6
LU.S9206.142	5 in 1-Build in	3rd WiFi BG	3rd WiFi BG	N	6CELL2.6
LU.S9206.173	5 in 1-Build in	3rd WiFi BG	3rd WiFi BG	N	6CELL2.6
LU.S9206.185	5 in 1-Build in	3rd WiFi BG	3rd WiFi BG	N	6CELL2.6
LU.S9206.186	5 in 1-Build in	3rd WiFi BG	3rd WiFi BG	N	6CELL2.6
LU.S9206.170	5 in 1-Build in	3rd WiFi BG	3rd WiFi BG	N	6CELL2.6
LU.S9206.148	5 in 1-Build in	3rd WiFi BG	3rd WiFi BG	N	6CELL2.6
LU.S9206.138	5 in 1-Build in	3rd WiFi BG	3rd WiFi BG	N	6CELL2.6
LU.S920B.046	5 in 1-Build in	3rd WiFi BG	3rd WiFi BG	BT 2.0	3CELL2.2
LU.S920Z.034	5 in 1-Build in	3rd WiFi BG	3rd WiFi BG	BT 2.0	6CELL2.6
LU.S920Z.137	5 in 1-Build in	3rd WiFi BG	3rd WiFi BG	BT 2.0	3CELL2.2
LU.S920Z.133	5 in 1-Build in	3rd WiFi BG	3rd WiFi BG	BT 2.0	6CELL2.6
S2.S920B.002	5 in 1-Build in	3rd WiFi BG	3rd WiFi BG	BT 2.0	6CELL2.2
LU.S920B.041	5 in 1-Build in	3rd WiFi BG	3rd WiFi BG	BT 2.0	6CELL2.6
LU.S920B.015	5 in 1-Build in	3rd WiFi BG	3rd WiFi BG	BT 2.0	6CELL2.6
LU.S920B.049	5 in 1-Build in	3rd WiFi BG	3rd WiFi BG	BT 2.0	3CELL2.2
LU.S9206.046	5 in 1-Build in	3rd WiFi BG	3rd WiFi BG	BT 2.0	6CELL2.6
LU.S920B.030	5 in 1-Build in	3rd WiFi BG	3rd WiFi BG	BT 2.0	6CELL2.6
LU.S920B.085	5 in 1-Build in	3rd WiFi BG	3rd WiFi BG	BT 2.0	3CELL2.2
LU.S920B.025	5 in 1-Build in	3rd WiFi BG	3rd WiFi BG	BT 2.0	6CELL2.6
LU.S920B.086	5 in 1-Build in	3rd WiFi BG	3rd WiFi BG	BT 2.0	3CELL2.2
LU.S920B.114	5 in 1-Build in	3rd WiFi BG	3rd WiFi BG	BT 2.0	3CELL2.2
LU.S920B.055	5 in 1-Build in	3rd WiFi BG	3rd WiFi BG	BT 2.0	6CELL2.6
LU.S920B.058	5 in 1-Build in	3rd WiFi BG	3rd WiFi BG	N	3CELL2.2
LU.S920B.075	5 in 1-Build in	3rd WiFi BG	3rd WiFi BG	N	3CELL2.2
LU.S9206.089	5 in 1-Build in	3rd WiFi BG	3rd WiFi BG	BT 2.0	6CELL2.2
LU.S920B.073	5 in 1-Build in	3rd WiFi BG	3rd WiFi BG	N	3CELL2.2
LU.S920Z.138	5 in 1-Build in	3rd WiFi BG	3rd WiFi BG	N	6CELL2.6
LU.S920B.068	5 in 1-Build in	3rd WiFi BG	3rd WiFi BG	N	3CELL2.2
LU.S920B.127	5 in 1-Build in	3rd WiFi BG	3rd WiFi BG	N	6CELL2.2
LU.S920B.061	5 in 1-Build in	3rd WiFi BG	3rd WiFi BG	N	3CELL2.2
LU.S920B.060	5 in 1-Build in	3rd WiFi BG	3rd WiFi BG	N	3CELL2.2
LU.S920B.059	5 in 1-Build in	3rd WiFi BG	3rd WiFi BG	N	3CELL2.2
LU.S920Z.135	5 in 1-Build in	3rd WiFi BG	3rd WiFi BG	N	6CELL2.2
LU.S920Z.136	5 in 1-Build in	3rd WiFi BG	3rd WiFi BG	BT 2.0	6CELL2.2
LU.S920B.128	5 in 1-Build in	3rd WiFi BG	3rd WiFi BG	N	6CELL2.2
LU.S920B.063	5 in 1-Build in	3rd WiFi BG	3rd WiFi BG	N	3CELL2.2
LU.S920B.065	5 in 1-Build in	3rd WiFi BG	3rd WiFi BG	N	3CELL2.2
LU.S920B.066	5 in 1-Build in	3rd WiFi BG	3rd WiFi BG	N	3CELL2.2
LU.S920B.072	5 in 1-Build in	3rd WiFi BG	3rd WiFi BG	N	3CELL2.2
LU.S920B.064	5 in 1-Build in	3rd WiFi BG	3rd WiFi BG	N	3CELL2.2
LU.S920B.071	5 in 1-Build in	3rd WiFi BG	3rd WiFi BG	N	3CELL2.2

Acer Part No	Card Reader	Wireless LAN	Wireless LAN1	Bluetooth	Battery
LU.S920B.069	5 in 1-Build in	3rd WiFi BG	3rd WiFi BG	N	3CELL2.2
LU.S920B.070	5 in 1-Build in	3rd WiFi BG	3rd WiFi BG	N	3CELL2.2
LU.S920B.076	5 in 1-Build in	3rd WiFi BG	3rd WiFi BG	N	3CELL2.2
LU.S920B.074	5 in 1-Build in	3rd WiFi BG	3rd WiFi BG	N	3CELL2.2
LU.S920B.054	5 in 1-Build in	3rd WiFi BG	3rd WiFi BG	BT 2.0	6CELL2.6
LU.S920B.036	5 in 1-Build in	3rd WiFi BG	3rd WiFi BG	BT 2.0	6CELL2.6
LU.S920B.113	5 in 1-Build in	3rd WiFi BG	3rd WiFi BG	BT 2.0	3CELL2.2
LU.S920B.029	5 in 1-Build in	3rd WiFi BG	3rd WiFi BG	BT 2.0	6CELL2.6
LU.S920B.084	5 in 1-Build in	3rd WiFi BG	3rd WiFi BG	BT 2.0	3CELL2.2
LU.S920B.027	5 in 1-Build in	3rd WiFi BG	3rd WiFi BG	BT 2.0	6CELL2.6
LU.S920B.083	5 in 1-Build in	3rd WiFi BG	3rd WiFi BG	BT 2.0	3CELL2.2
LU.S920B.026	5 in 1-Build in	3rd WiFi BG	3rd WiFi BG	BT 2.0	6CELL2.6
LU.S920B.087	5 in 1-Build in	3rd WiFi BG	3rd WiFi BG	BT 2.0	3CELL2.2
LU.S920B.002	5 in 1-Build in	3rd WiFi BG	3rd WiFi BG	BT 2.0	6CELL2.6
LU.S920B.088	5 in 1-Build in	3rd WiFi BG	3rd WiFi BG	BT 2.0	3CELL2.2
LU.S920B.028	5 in 1-Build in	3rd WiFi BG	3rd WiFi BG	BT 2.0	6CELL2.6
LU.S920B.089	5 in 1-Build in	3rd WiFi BG	3rd WiFi BG	BT 2.0	3CELL2.2
LU.S920B.044	5 in 1-Build in	3rd WiFi BG	3rd WiFi BG	BT 2.0	6CELL2.6
LU.S920B.121	5 in 1-Build in	3rd WiFi BG	3rd WiFi BG	BT 2.0	3CELL2.2
LU.S920B.045	5 in 1-Build in	3rd WiFi BG	3rd WiFi BG	BT 2.0	6CELL2.6
LU.S920B.120	5 in 1-Build in	3rd WiFi BG	3rd WiFi BG	BT 2.0	3CELL2.2
LU.S920B.032	5 in 1-Build in	3rd WiFi BG	3rd WiFi BG	BT 2.0	6CELL2.6
LU.S920B.078	5 in 1-Build in	3rd WiFi BG	3rd WiFi BG	BT 2.0	3CELL2.2
LU.S920B.109	5 in 1-Build in	3rd WiFi BG	3rd WiFi BG	BT 2.0	3CELL2.2
LU.S920B.013	5 in 1-Build in	3rd WiFi BG	3rd WiFi BG	BT 2.0	6CELL2.6
LU.S920B.111	5 in 1-Build in	3rd WiFi BG	3rd WiFi BG	BT 2.0	3CELL2.2
LU.S920B.008	5 in 1-Build in	3rd WiFi BG	3rd WiFi BG	BT 2.0	6CELL2.6
LU.S920B.094	5 in 1-Build in	3rd WiFi BG	3rd WiFi BG	BT 2.0	3CELL2.2
LU.S920B.082	5 in 1-Build in	3rd WiFi BG	3rd WiFi BG	BT 2.0	3CELL2.2
LU.S920B.012	5 in 1-Build in	3rd WiFi BG	3rd WiFi BG	BT 2.0	6CELL2.6
LU.S920B.112	5 in 1-Build in	3rd WiFi BG	3rd WiFi BG	BT 2.0	3CELL2.2
LU.S920B.023	5 in 1-Build in	3rd WiFi BG	3rd WiFi BG	BT 2.0	6CELL2.6
LU.S920B.090	5 in 1-Build in	3rd WiFi BG	3rd WiFi BG	BT 2.0	3CELL2.2
LU.S920B.011	5 in 1-Build in	3rd WiFi BG	3rd WiFi BG	BT 2.0	6CELL2.6
LU.S920B.091	5 in 1-Build in	3rd WiFi BG	3rd WiFi BG	BT 2.0	3CELL2.2
LU.S920B.010	5 in 1-Build in	3rd WiFi BG	3rd WiFi BG	BT 2.0	6CELL2.6
LU.S920B.092	5 in 1-Build in	3rd WiFi BG	3rd WiFi BG	BT 2.0	3CELL2.2
LU.S920B.001	5 in 1-Build in	3rd WiFi BG	3rd WiFi BG	BT 2.0	6CELL2.6
LU.S920B.077	5 in 1-Build in	3rd WiFi BG	3rd WiFi BG	BT 2.0	3CELL2.2
LU.S920B.117	5 in 1-Build in	3rd WiFi BG	3rd WiFi BG	BT 2.0	3CELL2.2
LU.S920B.003	5 in 1-Build in	3rd WiFi BG	3rd WiFi BG	BT 2.0	6CELL2.6
LU.S920B.096	5 in 1-Build in	3rd WiFi BG	3rd WiFi BG	BT 2.0	3CELL2.2
LU.S920B.093	5 in 1-Build in	3rd WiFi BG	3rd WiFi BG	BT 2.0	3CELL2.2
LU.S920B.009	5 in 1-Build in	3rd WiFi BG	3rd WiFi BG	BT 2.0	6CELL2.6
LU.S920B.042	5 in 1-Build in	3rd WiFi BG	3rd WiFi BG	BT 2.0	6CELL2.6
LU.S920B.119	5 in 1-Build in	3rd WiFi BG	3rd WiFi BG	BT 2.0	3CELL2.2

Acer Part No	Card Reader	Wireless LAN	Wireless LAN1	Bluetooth	Battery
LU.S920B.118	5 in 1-Build in	3rd WiFi BG	3rd WiFi BG	BT 2.0	3CELL2.2
LU.S920B.043	5 in 1-Build in	3rd WiFi BG	3rd WiFi BG	BT 2.0	6CELL2.6
LU.S920B.116	5 in 1-Build in	3rd WiFi BG	3rd WiFi BG	BT 2.0	3CELL2.2
LU.S920B.108	5 in 1-Build in	3rd WiFi BG	3rd WiFi BG	BT 2.0	3CELL2.2
LU.S920B.035	5 in 1-Build in	3rd WiFi BG	3rd WiFi BG	BT 2.0	6CELL2.6
LU.S920B.080	5 in 1-Build in	3rd WiFi BG	3rd WiFi BG	BT 2.0	3CELL2.2
LU.S920B.124	5 in 1-Build in	3rd WiFi BG	3rd WiFi BG	BT 2.0	6CELL2.2
LU.S920B.115	5 in 1-Build in	3rd WiFi BG	3rd WiFi BG	BT 2.0	3CELL2.2
LU.S920B.014	5 in 1-Build in	3rd WiFi BG	3rd WiFi BG	BT 2.0	6CELL2.6
LU.S920B.110	5 in 1-Build in	3rd WiFi BG	3rd WiFi BG	BT 2.0	3CELL2.2
LU.S9206.135	5 in 1-Build in	3rd WiFi BG	3rd WiFi BG	BT 2.0	6CELL2.6
LU.S9206.132	5 in 1-Build in	3rd WiFi BG	3rd WiFi BG	BT 2.0	6CELL2.6
LU.S9206.136	5 in 1-Build in	3rd WiFi BG	3rd WiFi BG	BT 2.0	6CELL2.6
LU.S9206.134	5 in 1-Build in	3rd WiFi BG	3rd WiFi BG	BT 2.0	6CELL2.6
LU.S9206.131	5 in 1-Build in	3rd WiFi BG	3rd WiFi BG	BT 2.0	6CELL2.6
LU.S920Z.268	5 in 1-Build in	3rd WiFi BG	3rd WiFi BG	BT 2.0	6CELL2.6
LU.S920Z.264	5 in 1-Build in	3rd WiFi BG	3rd WiFi BG	BT 2.0	6CELL2.6
LU.S920Z.263	5 in 1-Build in	3rd WiFi BG	3rd WiFi BG	BT 2.0	6CELL2.6
LU.S9206.130	5 in 1-Build in	3rd WiFi BG	3rd WiFi BG	BT 2.0	6CELL2.6
LU.S9206.128	5 in 1-Build in	3rd WiFi BG	3rd WiFi BG	BT 2.0	6CELL2.6
LU.S920Z.266	5 in 1-Build in	3rd WiFi BG	3rd WiFi BG	BT 2.0	6CELL2.6
LU.S9206.124	5 in 1-Build in	3rd WiFi BG	3rd WiFi BG	BT 2.0	6CELL2.6
LU.S920Z.267	5 in 1-Build in	3rd WiFi BG	3rd WiFi BG	BT 2.0	6CELL2.6
LU.S9206.125	5 in 1-Build in	3rd WiFi BG	3rd WiFi BG	BT 2.0	6CELL2.6
LU.S9206.127	5 in 1-Build in	3rd WiFi BG	3rd WiFi BG	BT 2.0	6CELL2.6
LU.S9206.129	5 in 1-Build in	3rd WiFi BG	3rd WiFi BG	BT 2.0	6CELL2.6
LU.S920Z.269	5 in 1-Build in	3rd WiFi BG	3rd WiFi BG	BT 2.0	6CELL2.6
LU.S920Z.262	5 in 1-Build in	3rd WiFi BG	3rd WiFi BG	BT 2.0	6CELL2.6
LU.S9206.126	5 in 1-Build in	3rd WiFi BG	3rd WiFi BG	BT 2.0	6CELL2.6
LU.S920Z.265	5 in 1-Build in	3rd WiFi BG	3rd WiFi BG	BT 2.0	6CELL2.6
LU.S9206.122	5 in 1-Build in	3rd WiFi BG	3rd WiFi BG	BT 2.0	6CELL2.6
LU.S9206.123	5 in 1-Build in	3rd WiFi BG	3rd WiFi BG	BT 2.0	6CELL2.6
LU.S9206.121	5 in 1-Build in	3rd WiFi BG	3rd WiFi BG	BT 2.0	6CELL2.6
LU.S920Z.251	5 in 1-Build in	3rd WiFi BG	3rd WiFi BG	BT 2.0	6CELL2.6
LU.S9206.117	5 in 1-Build in	3rd WiFi BG	3rd WiFi BG	BT 2.0	6CELL2.6
LU.S9206.097	5 in 1-Build in	3rd WiFi BG	3rd WiFi BG	BT 2.0	6CELL2.6
LU.S9206.111	5 in 1-Build in	3rd WiFi BG	3rd WiFi BG	BT 2.0	6CELL2.6
LU.S9206.112	5 in 1-Build in	3rd WiFi BG	3rd WiFi BG	BT 2.0	6CELL2.6
LU.S9206.113	5 in 1-Build in	3rd WiFi BG	3rd WiFi BG	BT 2.0	6CELL2.6
LU.S920Z.242	5 in 1-Build in	3rd WiFi BG	3rd WiFi BG	BT 2.0	6CELL2.6
LU.S920Z.257	5 in 1-Build in	3rd WiFi BG	3rd WiFi BG	BT 2.0	6CELL2.6
LU.S920Z.252	5 in 1-Build in	3rd WiFi BG	3rd WiFi BG	BT 2.0	6CELL2.6
LU.S9206.119	5 in 1-Build in	3rd WiFi BG	3rd WiFi BG	BT 2.0	6CELL2.6
LU.S920Z.255	5 in 1-Build in	3rd WiFi BG	3rd WiFi BG	BT 2.0	6CELL2.6
LU.S920Z.249	5 in 1-Build in	3rd WiFi BG	3rd WiFi BG	BT 2.0	6CELL2.6
LU.S9206.114	5 in 1-Build in	3rd WiFi BG	3rd WiFi BG	BT 2.0	6CELL2.6

Acer Part No	Card Reader	Wireless LAN	Wireless LAN1	Bluetooth	Battery
LU.S920Z.248	5 in 1-Build in	3rd WiFi BG	3rd WiFi BG	BT 2.0	6CELL2.6
LU.S920Z.240	5 in 1-Build in	3rd WiFi BG	3rd WiFi BG	BT 2.0	6CELL2.6
LU.S9206.118	5 in 1-Build in	3rd WiFi BG	3rd WiFi BG	BT 2.0	6CELL2.6
LU.S920Z.253	5 in 1-Build in	3rd WiFi BG	3rd WiFi BG	BT 2.0	6CELL2.6
LU.S9206.115	5 in 1-Build in	3rd WiFi BG	3rd WiFi BG	BT 2.0	6CELL2.6
LU.S920Z.246	5 in 1-Build in	3rd WiFi BG	3rd WiFi BG	BT 2.0	6CELL2.6
LU.S9206.099	5 in 1-Build in	3rd WiFi BG	3rd WiFi BG	BT 2.0	6CELL2.6
LU.S9206.094	5 in 1-Build in	3rd WiFi BG	3rd WiFi BG	BT 2.0	6CELL2.6
LU.S920Z.241	5 in 1-Build in	3rd WiFi BG	3rd WiFi BG	BT 2.0	6CELL2.6
LU.S920Z.245	5 in 1-Build in	3rd WiFi BG	3rd WiFi BG	BT 2.0	6CELL2.6
LU.S9206.095	5 in 1-Build in	3rd WiFi BG	3rd WiFi BG	BT 2.0	6CELL2.6
LU.S9206.101	5 in 1-Build in	3rd WiFi BG	3rd WiFi BG	BT 2.0	6CELL2.6
LU.S9206.120	5 in 1-Build in	3rd WiFi BG	3rd WiFi BG	BT 2.0	6CELL2.6
LU.S920Z.254	5 in 1-Build in	3rd WiFi BG	3rd WiFi BG	BT 2.0	6CELL2.6
LU.S9206.102	5 in 1-Build in	3rd WiFi BG	3rd WiFi BG	BT 2.0	6CELL2.6
LU.S920Z.226	5 in 1-Build in	3rd WiFi BG	3rd WiFi BG	BT 2.0	6CELL2.6
LU.S920Z.224	5 in 1-Build in	3rd WiFi BG	3rd WiFi BG	BT 2.0	6CELL2.6
LU.S920Z.227	5 in 1-Build in	3rd WiFi BG	3rd WiFi BG	BT 2.0	6CELL2.6
LU.S920Z.217	5 in 1-Build in	3rd WiFi BG	3rd WiFi BG	BT 2.0	6CELL2.6
LU.S920Z.204	5 in 1-Build in	3rd WiFi BG	3rd WiFi BG	BT 2.0	6CELL2.6
LU.S920Z.218	5 in 1-Build in	3rd WiFi BG	3rd WiFi BG	BT 2.0	6CELL2.6
LU.S920Z.222	5 in 1-Build in	3rd WiFi BG	3rd WiFi BG	BT 2.0	6CELL2.6
LU.S920Z.221	5 in 1-Build in	3rd WiFi BG	3rd WiFi BG	BT 2.0	6CELL2.6
LU.S920Z.198	5 in 1-Build in	3rd WiFi BG	3rd WiFi BG	BT 2.0	6CELL2.6
LU.S920Z.225	5 in 1-Build in	3rd WiFi BG	3rd WiFi BG	BT 2.0	6CELL2.6
LU.S920Z.191	5 in 1-Build in	3rd WiFi BG	3rd WiFi BG	BT 2.0	6CELL2.6
LU.S920Z.194	5 in 1-Build in	3rd WiFi BG	3rd WiFi BG	BT 2.0	6CELL2.6
LU.S920Z.179	5 in 1-Build in	3rd WiFi BG	3rd WiFi BG	BT 2.0	6CELL2.6
LU.S920Z.186	5 in 1-Build in	3rd WiFi BG	3rd WiFi BG	BT 2.0	6CELL2.6
LU.S920Z.184	5 in 1-Build in	3rd WiFi BG	3rd WiFi BG	BT 2.0	6CELL2.6
LU.S920Z.171	5 in 1-Build in	3rd WiFi BG	3rd WiFi BG	BT 2.0	6CELL2.6
LU.S920Z.159	5 in 1-Build in	3rd WiFi BG	3rd WiFi BG	BT 2.0	6CELL2.6
LU.S920Z.165	5 in 1-Build in	3rd WiFi BG	3rd WiFi BG	BT 2.0	6CELL2.6
LU.S920Z.147	5 in 1-Build in	3rd WiFi BG	3rd WiFi BG	BT 2.0	6CELL2.6
LU.S920Z.156	5 in 1-Build in	3rd WiFi BG	3rd WiFi BG	BT 2.0	6CELL2.6
LU.S920Z.155	5 in 1-Build in	3rd WiFi BG	3rd WiFi BG	BT 2.0	6CELL2.6
LU.S920Z.154	5 in 1-Build in	3rd WiFi BG	3rd WiFi BG	BT 2.0	6CELL2.6
LU.S920Z.162	5 in 1-Build in	3rd WiFi BG	3rd WiFi BG	BT 2.0	6CELL2.6
LU.S920Z.151	5 in 1-Build in	3rd WiFi BG	3rd WiFi BG	BT 2.0	6CELL2.6
LU.S920Z.157	5 in 1-Build in	3rd WiFi BG	3rd WiFi BG	BT 2.0	6CELL2.6
LU.S920Z.187	5 in 1-Build in	3rd WiFi BG	3rd WiFi BG	BT 2.0	6CELL2.6
LU.S920Z.173	5 in 1-Build in	3rd WiFi BG	3rd WiFi BG	BT 2.0	6CELL2.6
LU.S920Z.164	5 in 1-Build in	3rd WiFi BG	3rd WiFi BG	BT 2.0	6CELL2.6
LU.S920Z.163	5 in 1-Build in	3rd WiFi BG	3rd WiFi BG	BT 2.0	6CELL2.6
LU.S920Z.177	5 in 1-Build in	3rd WiFi BG	3rd WiFi BG	BT 2.0	6CELL2.6
LU.S920Z.176	5 in 1-Build in	3rd WiFi BG	3rd WiFi BG	BT 2.0	6CELL2.6



Acer Part No	Card Reader	Wireless LAN	Wireless LAN1	Bluetooth	Battery
LU.S920Z.175	5 in 1-Build in	3rd WiFi BG	3rd WiFi BG	BT 2.0	6CELL2.6
LU.S920Z.158	5 in 1-Build in	3rd WiFi BG	3rd WiFi BG	BT 2.0	6CELL2.6
LU.S920Z.183	5 in 1-Build in	3rd WiFi BG	3rd WiFi BG	BT 2.0	6CELL2.6
LU.S920Z.178	5 in 1-Build in	3rd WiFi BG	3rd WiFi BG	BT 2.0	6CELL2.6
LU.S920Z.188	5 in 1-Build in	3rd WiFi BG	3rd WiFi BG	BT 2.0	6CELL2.6
LU.S920Z.181	5 in 1-Build in	3rd WiFi BG	3rd WiFi BG	BT 2.0	6CELL2.6
LU.S920Z.161	5 in 1-Build in	3rd WiFi BG	3rd WiFi BG	BT 2.0	6CELL2.6
LU.S920Z.160	5 in 1-Build in	3rd WiFi BG	3rd WiFi BG	BT 2.0	6CELL2.6
LU.S920Z.185	5 in 1-Build in	3rd WiFi BG	3rd WiFi BG	BT 2.0	6CELL2.6
LU.S920Z.180	5 in 1-Build in	3rd WiFi BG	3rd WiFi BG	BT 2.0	6CELL2.6
LU.S920Z.150	5 in 1-Build in	3rd WiFi BG	3rd WiFi BG	BT 2.0	6CELL2.6
LU.S920Z.168	5 in 1-Build in	3rd WiFi BG	3rd WiFi BG	BT 2.0	6CELL2.6
LU.S920Z.149	5 in 1-Build in	3rd WiFi BG	3rd WiFi BG	BT 2.0	6CELL2.6
LU.S920Z.148	5 in 1-Build in	3rd WiFi BG	3rd WiFi BG	BT 2.0	6CELL2.6
LU.S920Z.172	5 in 1-Build in	3rd WiFi BG	3rd WiFi BG	BT 2.0	6CELL2.6
LU.S920Z.143	5 in 1-Build in	3rd WiFi BG	3rd WiFi BG	BT 2.0	6CELL2.6
LU.S920B.047	5 in 1-Build in	3rd WiFi BG	3rd WiFi BG	BT 2.0	3CELL2.2
LU.S920B.048	5 in 1-Build in	3rd WiFi BG	3rd WiFi BG	BT 2.0	6CELL2.2
S2.S920B.003	5 in 1-Build in	3rd WiFi BG	3rd WiFi BG	N	6CELL2.2
LU.S9206.080	5 in 1-Build in	3rd WiFi BG	3rd WiFi BG	BT 2.0	6CELL2.6
LU.S9206.081	5 in 1-Build in	3rd WiFi BG	3rd WiFi BG	BT 2.0	6CELL2.6
LU.S9206.082	5 in 1-Build in	3rd WiFi BG	3rd WiFi BG	BT 2.0	6CELL2.6
LU.S9206.085	5 in 1-Build in	3rd WiFi BG	3rd WiFi BG	BT 2.0	6CELL2.6
LU.S9206.084	5 in 1-Build in	3rd WiFi BG	3rd WiFi BG	BT 2.0	6CELL2.6
LU.S9206.088	5 in 1-Build in	3rd WiFi BG	3rd WiFi BG	BT 2.0	6CELL2.6
LU.S9206.071	5 in 1-Build in	3rd WiFi BG	3rd WiFi BG	BT 2.0	6CELL2.6
LU.S9206.070	5 in 1-Build in	3rd WiFi BG	3rd WiFi BG	BT 2.0	6CELL2.6
LU.S9206.072	5 in 1-Build in	3rd WiFi BG	3rd WiFi BG	BT 2.0	6CELL2.6
LU.S9206.060	5 in 1-Build in	3rd WiFi BG	3rd WiFi BG	BT 2.0	6CELL2.6
LU.S9206.061	5 in 1-Build in	3rd WiFi BG	3rd WiFi BG	BT 2.0	6CELL2.6
LU.S9206.065	5 in 1-Build in	3rd WiFi BG	3rd WiFi BG	BT 2.0	6CELL2.6
LU.S9206.069	5 in 1-Build in	3rd WiFi BG	3rd WiFi BG	BT 2.0	6CELL2.6
LU.S9206.068	5 in 1-Build in	3rd WiFi BG	3rd WiFi BG	BT 2.0	6CELL2.6
LU.S9206.063	5 in 1-Build in	3rd WiFi BG	3rd WiFi BG	BT 2.0	6CELL2.6
LU.S9206.067	5 in 1-Build in	3rd WiFi BG	3rd WiFi BG	BT 2.0	6CELL2.6
LU.S9206.055	5 in 1-Build in	3rd WiFi BG	3rd WiFi BG	BT 2.0	6CELL2.6
LU.S9206.054	5 in 1-Build in	3rd WiFi BG	3rd WiFi BG	BT 2.0	6CELL2.6
LU.S9206.058	5 in 1-Build in	3rd WiFi BG	3rd WiFi BG	BT 2.0	6CELL2.6
LU.S9206.057	5 in 1-Build in	3rd WiFi BG	3rd WiFi BG	BT 2.0	6CELL2.6
LU.S9206.056	5 in 1-Build in	3rd WiFi BG	3rd WiFi BG	BT 2.0	6CELL2.6
LU.S9206.059	5 in 1-Build in	3rd WiFi BG	3rd WiFi BG	BT 2.0	6CELL2.6
LU.S9206.050	5 in 1-Build in	3rd WiFi BG	3rd WiFi BG	BT 2.0	6CELL2.6
LU.S9206.051	5 in 1-Build in	3rd WiFi BG	3rd WiFi BG	BT 2.0	6CELL2.6
LU.S9206.053	5 in 1-Build in	3rd WiFi BG	3rd WiFi BG	BT 2.0	6CELL2.6
LU.S9206.047	5 in 1-Build in	3rd WiFi BG	3rd WiFi BG	BT 2.0	6CELL2.6
LU.S9206.045	5 in 1-Build in	3rd WiFi BG	3rd WiFi BG	BT 2.0	6CELL2.6

Acer Part No	Card Reader	Wireless LAN	Wireless LAN1	Bluetooth	Battery
LU.S9206.048	5 in 1-Build in	3rd WiFi BG	3rd WiFi BG	BT 2.0	6CELL2.6
LU.S9206.043	5 in 1-Build in	3rd WiFi BG	3rd WiFi BG	BT 2.0	3CELL2.2
LU.S9206.041	5 in 1-Build in	3rd WiFi BG	3rd WiFi BG	BT 2.0	3CELL2.2
LU.S9206.042	5 in 1-Build in	3rd WiFi BG	3rd WiFi BG	BT 2.0	3CELL2.2
LU.S9206.044	5 in 1-Build in	3rd WiFi BG	3rd WiFi BG	BT 2.0	3CELL2.2
LU.S9206.040	5 in 1-Build in	3rd WiFi BG	3rd WiFi BG	BT 2.0	3CELL2.2
LU.S9206.031	5 in 1-Build in	3rd WiFi BG	3rd WiFi BG	BT 2.0	3CELL2.2
LU.S9206.032	5 in 1-Build in	3rd WiFi BG	3rd WiFi BG	BT 2.0	3CELL2.2
LU.S9206.036	5 in 1-Build in	3rd WiFi BG	3rd WiFi BG	BT 2.0	3CELL2.2
LU.S9206.035	5 in 1-Build in	3rd WiFi BG	3rd WiFi BG	BT 2.0	3CELL2.2
LU.S9206.034	5 in 1-Build in	3rd WiFi BG	3rd WiFi BG	BT 2.0	3CELL2.2
LU.S9206.033	5 in 1-Build in	3rd WiFi BG	3rd WiFi BG	BT 2.0	3CELL2.2
LU.S9206.023	5 in 1-Build in	3rd WiFi BG	3rd WiFi BG	BT 2.0	3CELL2.2
LU.S9206.022	5 in 1-Build in	3rd WiFi BG	3rd WiFi BG	BT 2.0	3CELL2.2
LU.S9206.021	5 in 1-Build in	3rd WiFi BG	3rd WiFi BG	BT 2.0	3CELL2.2
LU.S9206.013	5 in 1-Build in	3rd WiFi BG	3rd WiFi BG	BT 2.0	3CELL2.2
LU.S9206.011	5 in 1-Build in	3rd WiFi BG	3rd WiFi BG	BT 2.0	3CELL2.2
LU.S9206.016	5 in 1-Build in	3rd WiFi BG	3rd WiFi BG	BT 2.0	3CELL2.2
LU.S9206.017	5 in 1-Build in	3rd WiFi BG	3rd WiFi BG	BT 2.0	3CELL2.2
LU.S9206.015	5 in 1-Build in	3rd WiFi BG	3rd WiFi BG	BT 2.0	3CELL2.2
LU.S9206.019	5 in 1-Build in	3rd WiFi BG	3rd WiFi BG	BT 2.0	3CELL2.2
LU.S9206.014	5 in 1-Build in	3rd WiFi BG	3rd WiFi BG	BT 2.0	3CELL2.2
LU.S9206.012	5 in 1-Build in	3rd WiFi BG	3rd WiFi BG	BT 2.0	3CELL2.2
LU.S9206.020	5 in 1-Build in	3rd WiFi BG	3rd WiFi BG	BT 2.0	3CELL2.2
LU.S9206.008	5 in 1-Build in	3rd WiFi BG	3rd WiFi BG	BT 2.0	3CELL2.2
LU.S9206.007	5 in 1-Build in	3rd WiFi BG	3rd WiFi BG	BT 2.0	3CELL2.2
LU.S9206.009	5 in 1-Build in	3rd WiFi BG	3rd WiFi BG	BT 2.0	3CELL2.2
LU.S9206.001	5 in 1-Build in	3rd WiFi BG	3rd WiFi BG	BT 2.0	3CELL2.2
LU.S9206.002	5 in 1-Build in	3rd WiFi BG	3rd WiFi BG	BT 2.0	3CELL2.2
LU.S9206.006	5 in 1-Build in	3rd WiFi BG	3rd WiFi BG	BT 2.0	3CELL2.2
LU.S9206.005	5 in 1-Build in	3rd WiFi BG	3rd WiFi BG	BT 2.0	3CELL2.2
LU.S9206.010	5 in 1-Build in	3rd WiFi BG	3rd WiFi BG	BT 2.0	3CELL2.2
LU.S9206.004	5 in 1-Build in	3rd WiFi BG	3rd WiFi BG	BT 2.0	3CELL2.2
LU.S920Z.128	5 in 1-Build in	3rd WiFi BG	3rd WiFi BG	BT 2.0	3CELL2.2
LU.S920Z.127	5 in 1-Build in	3rd WiFi BG	3rd WiFi BG	BT 2.0	3CELL2.2
LU.S920Z.129	5 in 1-Build in	3rd WiFi BG	3rd WiFi BG	BT 2.0	3CELL2.2
LU.S920Z.130	5 in 1-Build in	3rd WiFi BG	3rd WiFi BG	BT 2.0	3CELL2.2
LU.S920Z.121	5 in 1-Build in	3rd WiFi BG	3rd WiFi BG	BT 2.0	3CELL2.2
LU.S920Z.120	5 in 1-Build in	3rd WiFi BG	3rd WiFi BG	BT 2.0	3CELL2.2
LU.S920Z.118	5 in 1-Build in	3rd WiFi BG	3rd WiFi BG	BT 2.0	3CELL2.2
LU.S920Z.122	5 in 1-Build in	3rd WiFi BG	3rd WiFi BG	BT 2.0	3CELL2.2
LU.S920Z.119	5 in 1-Build in	3rd WiFi BG	3rd WiFi BG	BT 2.0	3CELL2.2
LU.S920Z.117	5 in 1-Build in	3rd WiFi BG	3rd WiFi BG	BT 2.0	3CELL2.2
LU.S920Z.126	5 in 1-Build in	3rd WiFi BG	3rd WiFi BG	BT 2.0	3CELL2.2
LU.S920Z.125	5 in 1-Build in	3rd WiFi BG	3rd WiFi BG	BT 2.0	3CELL2.2
LU.S920Z.124	5 in 1-Build in	3rd WiFi BG	3rd WiFi BG	BT 2.0	3CELL2.2

Acer Part No	Card Reader	Wireless LAN	Wireless LAN1	Bluetooth	Battery
LU.S920Z.123	5 in 1-Build in	3rd WiFi BG	3rd WiFi BG	BT 2.0	3CELL2.2
LU.S920Z.107	5 in 1-Build in	3rd WiFi BG	3rd WiFi BG	BT 2.0	3CELL2.2
LU.S920Z.109	5 in 1-Build in	3rd WiFi BG	3rd WiFi BG	BT 2.0	3CELL2.2
LU.S920Z.112	5 in 1-Build in	3rd WiFi BG	3rd WiFi BG	BT 2.0	3CELL2.2
LU.S920Z.110	5 in 1-Build in	3rd WiFi BG	3rd WiFi BG	BT 2.0	3CELL2.2
LU.S920Z.111	5 in 1-Build in	3rd WiFi BG	3rd WiFi BG	BT 2.0	3CELL2.2
LU.S920Z.102	5 in 1-Build in	3rd WiFi BG	3rd WiFi BG	BT 2.0	3CELL2.2
LU.S920Z.098	5 in 1-Build in	3rd WiFi BG	3rd WiFi BG	BT 2.0	3CELL2.2
LU.S920Z.101	5 in 1-Build in	3rd WiFi BG	3rd WiFi BG	BT 2.0	3CELL2.2
LU.S920Z.105	5 in 1-Build in	3rd WiFi BG	3rd WiFi BG	BT 2.0	3CELL2.2
LU.S920Z.099	5 in 1-Build in	3rd WiFi BG	3rd WiFi BG	BT 2.0	3CELL2.2
LU.S920Z.097	5 in 1-Build in	3rd WiFi BG	3rd WiFi BG	BT 2.0	3CELL2.2
LU.S920Z.106	5 in 1-Build in	3rd WiFi BG	3rd WiFi BG	BT 2.0	3CELL2.2
LU.S920Z.103	5 in 1-Build in	3rd WiFi BG	3rd WiFi BG	BT 2.0	3CELL2.2
LU.S920Z.096	5 in 1-Build in	3rd WiFi BG	3rd WiFi BG	BT 2.0	3CELL2.2
LU.S920Z.091	5 in 1-Build in	3rd WiFi BG	3rd WiFi BG	BT 2.0	3CELL2.2
LU.S920Z.093	5 in 1-Build in	3rd WiFi BG	3rd WiFi BG	BT 2.0	3CELL2.2
LU.S920Z.095	5 in 1-Build in	3rd WiFi BG	3rd WiFi BG	BT 2.0	3CELL2.2
LU.S920Z.094	5 in 1-Build in	3rd WiFi BG	3rd WiFi BG	BT 2.0	3CELL2.2
S2.S920B.001	5 in 1-Build in	3rd WiFi BG	3rd WiFi BG	BT 2.0	6CELL2.2
LU.S920Z.077	5 in 1-Build in	3rd WiFi BG	3rd WiFi BG	BT 2.0	3CELL2.2
LU.S920Z.088	5 in 1-Build in	3rd WiFi BG	3rd WiFi BG	BT 2.0	3CELL2.2
LU.S920Z.080	5 in 1-Build in	3rd WiFi BG	3rd WiFi BG	BT 2.0	3CELL2.2
LU.S920Z.078	5 in 1-Build in	3rd WiFi BG	3rd WiFi BG	BT 2.0	3CELL2.2
LU.S920Z.081	5 in 1-Build in	3rd WiFi BG	3rd WiFi BG	BT 2.0	3CELL2.2
LU.S920Z.076	5 in 1-Build in	3rd WiFi BG	3rd WiFi BG	BT 2.0	3CELL2.2
LU.S920Z.082	5 in 1-Build in	3rd WiFi BG	3rd WiFi BG	BT 2.0	3CELL2.2
LU.S920Z.085	5 in 1-Build in	3rd WiFi BG	3rd WiFi BG	BT 2.0	3CELL2.2
LU.S920Z.083	5 in 1-Build in	3rd WiFi BG	3rd WiFi BG	BT 2.0	3CELL2.2
LU.S920Z.084	5 in 1-Build in	3rd WiFi BG	3rd WiFi BG	BT 2.0	3CELL2.2
LU.S920Z.089	5 in 1-Build in	3rd WiFi BG	3rd WiFi BG	BT 2.0	3CELL2.2
LU.S920Z.086	5 in 1-Build in	3rd WiFi BG	3rd WiFi BG	BT 2.0	3CELL2.2
LU.S920Z.087	5 in 1-Build in	3rd WiFi BG	3rd WiFi BG	BT 2.0	3CELL2.2
LU.S920Z.060	5 in 1-Build in	3rd WiFi BG	3rd WiFi BG	BT 2.0	3CELL2.2
LU.S920Z.036	5 in 1-Build in	3rd WiFi BG	3rd WiFi BG	BT 2.0	6CELL2.6
LU.S920Z.031	5 in 1-Build in	3rd WiFi BG	3rd WiFi BG	BT 2.0	6CELL2.6
LU.S920Z.071	5 in 1-Build in	3rd WiFi BG	3rd WiFi BG	BT 2.0	3CELL2.2
LU.S920Z.045	5 in 1-Build in	3rd WiFi BG	3rd WiFi BG	BT 2.0	6CELL2.6
LU.S920Z.061	5 in 1-Build in	3rd WiFi BG	3rd WiFi BG	BT 2.0	3CELL2.2
LU.S920Z.054	5 in 1-Build in	3rd WiFi BG	3rd WiFi BG	BT 2.0	3CELL2.2
LU.S920Z.042	5 in 1-Build in	3rd WiFi BG	3rd WiFi BG	BT 2.0	6CELL2.6
LU.S920Z.053	5 in 1-Build in	3rd WiFi BG	3rd WiFi BG	BT 2.0	3CELL2.2
LU.S920Z.048	5 in 1-Build in	3rd WiFi BG	3rd WiFi BG	BT 2.0	3CELL2.2
LU.S920Z.035	5 in 1-Build in	3rd WiFi BG	3rd WiFi BG	BT 2.0	6CELL2.6
LU.S920Z.049	5 in 1-Build in	3rd WiFi BG	3rd WiFi BG	BT 2.0	3CELL2.2
LU.S920Z.047	5 in 1-Build in	3rd WiFi BG	3rd WiFi BG	BT 2.0	3CELL2.2

Acer Part No	Card Reader	Wireless LAN	Wireless LAN1	Bluetooth	Battery
LU.S920Z.074	5 in 1-Build in	3rd WiFi BG	3rd WiFi BG	BT 2.0	3CELL2.2
LU.S920Z.037	5 in 1-Build in	3rd WiFi BG	3rd WiFi BG	BT 2.0	6CELL2.6
LU.S920Z.040	5 in 1-Build in	3rd WiFi BG	3rd WiFi BG	BT 2.0	6CELL2.6
LU.S920Z.075	5 in 1-Build in	3rd WiFi BG	3rd WiFi BG	BT 2.0	3CELL2.2
LU.S920Z.038	5 in 1-Build in	3rd WiFi BG	3rd WiFi BG	BT 2.0	6CELL2.6
LU.S920Z.056	5 in 1-Build in	3rd WiFi BG	3rd WiFi BG	BT 2.0	3CELL2.2
LU.S920Z.041	5 in 1-Build in	3rd WiFi BG	3rd WiFi BG	BT 2.0	6CELL2.6
LU.S920Z.051	5 in 1-Build in	3rd WiFi BG	3rd WiFi BG	BT 2.0	3CELL2.2
LU.S920Z.044	5 in 1-Build in	3rd WiFi BG	3rd WiFi BG	BT 2.0	6CELL2.6
LU.S920Z.033	5 in 1-Build in	3rd WiFi BG	3rd WiFi BG	BT 2.0	6CELL2.6
LU.S920Z.039	5 in 1-Build in	3rd WiFi BG	3rd WiFi BG	BT 2.0	6CELL2.6
LU.S920Z.072	5 in 1-Build in	3rd WiFi BG	3rd WiFi BG	BT 2.0	3CELL2.2
LU.S920Z.032	5 in 1-Build in	3rd WiFi BG	3rd WiFi BG	BT 2.0	6CELL2.6
LU.S920Z.073	5 in 1-Build in	3rd WiFi BG	3rd WiFi BG	BT 2.0	3CELL2.2
LU.S920Z.058	5 in 1-Build in	3rd WiFi BG	3rd WiFi BG	BT 2.0	3CELL2.2
LU.S920Z.059	5 in 1-Build in	3rd WiFi BG	3rd WiFi BG	BT 2.0	3CELL2.2
LU.S920Z.055	5 in 1-Build in	3rd WiFi BG	3rd WiFi BG	BT 2.0	3CELL2.2
LU.S920Z.046	5 in 1-Build in	3rd WiFi BG	3rd WiFi BG	BT 2.0	3CELL2.2
LU.S920Z.057	5 in 1-Build in	3rd WiFi BG	3rd WiFi BG	BT 2.0	3CELL2.2
LU.S920Z.021	5 in 1-Build in	3rd WiFi BG	3rd WiFi BG	BT 2.0	6CELL2.6
LU.S920Z.022	5 in 1-Build in	3rd WiFi BG	3rd WiFi BG	BT 2.0	6CELL2.6
LU.S920Z.011	5 in 1-Build in	3rd WiFi BG	3rd WiFi BG	BT 2.0	6CELL2.6
LU.S920Z.018	5 in 1-Build in	3rd WiFi BG	3rd WiFi BG	BT 2.0	6CELL2.6
LU.S920Z.015	5 in 1-Build in	3rd WiFi BG	3rd WiFi BG	BT 2.0	6CELL2.6
LU.S920Z.001	5 in 1-Build in	3rd WiFi BG	3rd WiFi BG	BT 2.0	6CELL2.6
LU.S920Z.002	5 in 1-Build in	3rd WiFi BG	3rd WiFi BG	BT 2.0	6CELL2.6
LU.S920Z.004	5 in 1-Build in	3rd WiFi BG	3rd WiFi BG	BT 2.0	6CELL2.6
LU.S920Z.017	5 in 1-Build in	3rd WiFi BG	3rd WiFi BG	BT 2.0	6CELL2.6
LU.S920Z.003	5 in 1-Build in	3rd WiFi BG	3rd WiFi BG	BT 2.0	6CELL2.6
LU.S920Z.005	5 in 1-Build in	3rd WiFi BG	3rd WiFi BG	BT 2.0	6CELL2.6
LU.S920Z.008	5 in 1-Build in	3rd WiFi BG	3rd WiFi BG	BT 2.0	6CELL2.6
LU.S920Z.023	5 in 1-Build in	3rd WiFi BG	3rd WiFi BG	BT 2.0	6CELL2.6
LU.S920Z.020	5 in 1-Build in	3rd WiFi BG	3rd WiFi BG	BT 2.0	6CELL2.6
LU.S920Z.019	5 in 1-Build in	3rd WiFi BG	3rd WiFi BG	BT 2.0	6CELL2.6
LU.S920Z.024	5 in 1-Build in	3rd WiFi BG	3rd WiFi BG	BT 2.0	6CELL2.6
LU.S920Z.016	5 in 1-Build in	3rd WiFi BG	3rd WiFi BG	BT 2.0	6CELL2.6
LU.S920Z.025	5 in 1-Build in	3rd WiFi BG	3rd WiFi BG	BT 2.0	6CELL2.6
LU.S910B.004	5 in 1-Build in	3rd WiFi BG	3rd WiFi BG	BT 2.0	6CELL2.2
LU.S910Z.071	5 in 1-Build in	3rd WiFi BG	3rd WiFi BG	BT 2.0	6CELL2.6
LU.S910Z.112	5 in 1-Build in	3rd WiFi BG	3rd WiFi BG	N	6CELL2.6
LU.S910Z.273	5 in 1-Build in	3rd WiFi BG	3rd WiFi BG	BT 2.0	6CELL2.6
LU.S9105.001	5 in 1-Build in	3rd WiFi BG	3rd WiFi BG	BT 2.0	3CELL2.2
LU.S9106.080	5 in 1-Build in	3rd WiFi BG	3rd WiFi BG	BT 2.0	6CELL2.6
LU.S9106.037	5 in 1-Build in	3rd WiFi BG	3rd WiFi BG	BT 2.0	6CELL2.6
LU.S9106.128	5 in 1-Build in	3rd WiFi BG	3rd WiFi BG	N	6CELL2.6
LU.S9106.050	5 in 1-Build in	3rd WiFi BG	3rd WiFi BG	BT 2.0	6CELL2.6

Acer Part No	Card Reader	Wireless LAN	Wireless LAN1	Bluetooth	Battery
LU.S9106.041	5 in 1-Build in	3rd WiFi BG	3rd WiFi BG	BT 2.0	6CELL2.6
LU.S9106.127	5 in 1-Build in	3rd WiFi BG	3rd WiFi BG	N	6CELL2.6
LU.S9106.084	5 in 1-Build in	3rd WiFi BG	3rd WiFi BG	BT 2.0	6CELL2.6
LU.S9106.007	5 in 1-Build in	3rd WiFi BG	3rd WiFi BG	BT 2.0	6CELL2.6
LU.S9106.113	5 in 1-Build in	3rd WiFi BG	3rd WiFi BG	N	6CELL2.6
LU.S9106.056	5 in 1-Build in	3rd WiFi BG	3rd WiFi BG	BT 2.0	6CELL2.6
LU.S9106.105	5 in 1-Build in	3rd WiFi BG	3rd WiFi BG	N	6CELL2.6
LU.S9106.016	5 in 1-Build in	3rd WiFi BG	3rd WiFi BG	BT 2.0	6CELL2.6
LU.S9106.074	5 in 1-Build in	3rd WiFi BG	3rd WiFi BG	BT 2.0	6CELL2.6
LU.S9106.082	5 in 1-Build in	3rd WiFi BG	3rd WiFi BG	BT 2.0	6CELL2.6
LU.S9106.030	5 in 1-Build in	3rd WiFi BG	3rd WiFi BG	BT 2.0	6CELL2.6
LU.S9106.118	5 in 1-Build in	3rd WiFi BG	3rd WiFi BG	N	6CELL2.6
LU.S9106.028	5 in 1-Build in	3rd WiFi BG	3rd WiFi BG	BT 2.0	6CELL2.6
LU.S9106.116	5 in 1-Build in	3rd WiFi BG	3rd WiFi BG	N	6CELL2.6
LU.S9106.119	5 in 1-Build in	3rd WiFi BG	3rd WiFi BG	N	6CELL2.6
LU.S9106.060	5 in 1-Build in	3rd WiFi BG	3rd WiFi BG	BT 2.0	6CELL2.6
LU.S9106.044	5 in 1-Build in	3rd WiFi BG	3rd WiFi BG	BT 2.0	6CELL2.6
LU.S9106.067	5 in 1-Build in	3rd WiFi BG	3rd WiFi BG	BT 2.0	6CELL2.6
LU.S9106.031	5 in 1-Build in	3rd WiFi BG	3rd WiFi BG	BT 2.0	6CELL2.6
LU.S9106.081	5 in 1-Build in	3rd WiFi BG	3rd WiFi BG	BT 2.0	6CELL2.6
LU.S9106.110	5 in 1-Build in	3rd WiFi BG	3rd WiFi BG	N	6CELL2.6
LU.S9106.043	5 in 1-Build in	3rd WiFi BG	3rd WiFi BG	BT 2.0	6CELL2.6
LU.S9106.111	5 in 1-Build in	3rd WiFi BG	3rd WiFi BG	N	6CELL2.6
LU.S9106.032	5 in 1-Build in	3rd WiFi BG	3rd WiFi BG	BT 2.0	6CELL2.6
LU.S9106.117	5 in 1-Build in	3rd WiFi BG	3rd WiFi BG	N	6CELL2.6
LU.S9106.062	5 in 1-Build in	3rd WiFi BG	3rd WiFi BG	BT 2.0	6CELL2.6
LU.S9106.033	5 in 1-Build in	3rd WiFi BG	3rd WiFi BG	BT 2.0	6CELL2.6
LU.S9106.075	5 in 1-Build in	3rd WiFi BG	3rd WiFi BG	BT 2.0	6CELL2.6
LU.S9106.112	5 in 1-Build in	3rd WiFi BG	3rd WiFi BG	N	6CELL2.6
LU.S910Z.258	5 in 1-Build in	3rd WiFi BG	3rd WiFi BG	BT 2.0	6CELL2.6
LU.S910Z.115	5 in 1-Build in	3rd WiFi BG	3rd WiFi BG	N	6CELL2.6
LU.S910Z.031	5 in 1-Build in	3rd WiFi BG	3rd WiFi BG	BT 2.0	6CELL2.6
LU.S910Z.306	5 in 1-Build in	3rd WiFi BG	3rd WiFi BG	BT 2.0	6CELL2.6
LU.S910Z.030	5 in 1-Build in	3rd WiFi BG	3rd WiFi BG	BT 2.0	6CELL2.6
LU.S910Z.132	5 in 1-Build in	3rd WiFi BG	3rd WiFi BG	N	6CELL2.6
LU.S910Z.308	5 in 1-Build in	3rd WiFi BG	3rd WiFi BG	BT 2.0	6CELL2.6
LU.S910Z.005	5 in 1-Build in	3rd WiFi BG	3rd WiFi BG	BT 2.0	6CELL2.6
LU.S910Z.163	5 in 1-Build in	3rd WiFi BG	3rd WiFi BG	N	6CELL2.6
LU.S910Z.164	5 in 1-Build in	3rd WiFi BG	3rd WiFi BG	BT 2.0	6CELL2.6
LU.S910Z.091	5 in 1-Build in	3rd WiFi BG	3rd WiFi BG	N	6CELL2.6
LU.S910Z.141	5 in 1-Build in	3rd WiFi BG	3rd WiFi BG	N	6CELL2.6
LU.S910Z.044	5 in 1-Build in	3rd WiFi BG	3rd WiFi BG	BT 2.0	6CELL2.6
LU.S910Z.246	5 in 1-Build in	3rd WiFi BG	3rd WiFi BG	BT 2.0	6CELL2.6
LU.S910Z.252	5 in 1-Build in	3rd WiFi BG	3rd WiFi BG	BT 2.0	6CELL2.6
LU.S910Z.249	5 in 1-Build in	3rd WiFi BG	3rd WiFi BG	BT 2.0	6CELL2.6
LU.S910Z.043	5 in 1-Build in	3rd WiFi BG	3rd WiFi BG	BT 2.0	6CELL2.6

Acer Part No	Card Reader	Wireless LAN	Wireless LAN1	Bluetooth	Battery
LU.S910Z.045	5 in 1-Build in	3rd WiFi BG	3rd WiFi BG	BT 2.0	6CELL2.6
LU.S910Z.125	5 in 1-Build in	3rd WiFi BG	3rd WiFi BG	N	6CELL2.6
LU.S910Z.126	5 in 1-Build in	3rd WiFi BG	3rd WiFi BG	N	6CELL2.6
LU.S910Z.275	5 in 1-Build in	3rd WiFi BG	3rd WiFi BG	BT 2.0	6CELL2.6
LU.S910Z.138	5 in 1-Build in	3rd WiFi BG	3rd WiFi BG	N	6CELL2.6
LU.S910Z.314	5 in 1-Build in	3rd WiFi BG	3rd WiFi BG	BT 2.0	6CELL2.6
LU.S910Z.278	5 in 1-Build in	3rd WiFi BG	3rd WiFi BG	BT 2.0	6CELL2.6
LU.S910Z.280	5 in 1-Build in	3rd WiFi BG	3rd WiFi BG	BT 2.0	6CELL2.6
LU.S910Z.046	5 in 1-Build in	3rd WiFi BG	3rd WiFi BG	BT 2.0	6CELL2.6
LU.S910Z.047	5 in 1-Build in	3rd WiFi BG	3rd WiFi BG	BT 2.0	6CELL2.6
LU.S910Z.048	5 in 1-Build in	3rd WiFi BG	3rd WiFi BG	BT 2.0	6CELL2.6
LU.S910Z.139	5 in 1-Build in	3rd WiFi BG	3rd WiFi BG	N	6CELL2.6
LU.S910Z.140	5 in 1-Build in	3rd WiFi BG	3rd WiFi BG	N	6CELL2.6
LU.S910Z.136	5 in 1-Build in	3rd WiFi BG	3rd WiFi BG	N	6CELL2.6
LU.S910Z.117	5 in 1-Build in	3rd WiFi BG	3rd WiFi BG	N	6CELL2.6
LU.S910Z.068	5 in 1-Build in	3rd WiFi BG	3rd WiFi BG	BT 2.0	6CELL2.6
LU.S910Z.137	5 in 1-Build in	3rd WiFi BG	3rd WiFi BG	N	6CELL2.6
LU.S910Z.050	5 in 1-Build in	3rd WiFi BG	3rd WiFi BG	BT 2.0	6CELL2.6
LU.S910Z.287	5 in 1-Build in	3rd WiFi BG	3rd WiFi BG	BT 2.0	6CELL2.6
LU.S910Z.316	5 in 1-Build in	3rd WiFi BG	3rd WiFi BG	BT 2.0	6CELL2.6
LU.S910Z.049	5 in 1-Build in	3rd WiFi BG	3rd WiFi BG	BT 2.0	6CELL2.6
LU.S910Z.135	5 in 1-Build in	3rd WiFi BG	3rd WiFi BG	N	6CELL2.6
LU.S910Z.118	5 in 1-Build in	3rd WiFi BG	3rd WiFi BG	N	6CELL2.6
LU.S910Z.052	5 in 1-Build in	3rd WiFi BG	3rd WiFi BG	BT 2.0	6CELL2.6
LU.S910Z.051	5 in 1-Build in	3rd WiFi BG	3rd WiFi BG	BT 2.0	6CELL2.6
LU.S910Z.283	5 in 1-Build in	3rd WiFi BG	3rd WiFi BG	BT 2.0	6CELL2.6
LU.S910Z.053	5 in 1-Build in	3rd WiFi BG	3rd WiFi BG	BT 2.0	6CELL2.6
LU.S910Z.281	5 in 1-Build in	3rd WiFi BG	3rd WiFi BG	BT 2.0	6CELL2.6
LU.S910Z.119	5 in 1-Build in	3rd WiFi BG	3rd WiFi BG	N	6CELL2.6
LU.S910Z.282	5 in 1-Build in	3rd WiFi BG	3rd WiFi BG	BT 2.0	6CELL2.6
LU.S910B.006	5 in 1-Build in	3rd WiFi BG	3rd WiFi BG	N	6CELL2.6
LU.S910B.005	5 in 1-Build in	3rd WiFi BG	3rd WiFi BG	BT 2.0	6CELL2.2
LU.S910B.003	5 in 1-Build in	3rd WiFi BG	3rd WiFi BG	N	6CELL2.6
LU.S9106.027	5 in 1-Build in	3rd WiFi BG	3rd WiFi BG	BT 2.0	6CELL2.6
LU.S9106.132	5 in 1-Build in	3rd WiFi BG	3rd WiFi BG	N	6CELL2.6
LU.S9106.131	5 in 1-Build in	3rd WiFi BG	3rd WiFi BG	N	6CELL2.6
LU.S9106.133	5 in 1-Build in	3rd WiFi BG	3rd WiFi BG	N	6CELL2.6
LU.S9106.126	5 in 1-Build in	3rd WiFi BG	3rd WiFi BG	N	6CELL2.6
LU.S9106.115	5 in 1-Build in	3rd WiFi BG	3rd WiFi BG	N	6CELL2.6
LU.S9106.096	5 in 1-Build in	3rd WiFi BG	3rd WiFi BG	N	6CELL2.6
LU.S9106.098	5 in 1-Build in	3rd WiFi BG	3rd WiFi BG	N	6CELL2.6
LU.S9106.124	5 in 1-Build in	3rd WiFi BG	3rd WiFi BG	N	6CELL2.6
LU.S9106.103	5 in 1-Build in	3rd WiFi BG	3rd WiFi BG	N	6CELL2.6
LU.S9106.106	5 in 1-Build in	3rd WiFi BG	3rd WiFi BG	N	6CELL2.6
LU.S9106.107	5 in 1-Build in	3rd WiFi BG	3rd WiFi BG	N	6CELL2.6
LU.S9106.108	5 in 1-Build in	3rd WiFi BG	3rd WiFi BG	N	6CELL2.6

Acer Part No	Card Reader	Wireless LAN	Wireless LAN1	Bluetooth	Battery
LU.S9106.109	5 in 1-Build in	3rd WiFi BG	3rd WiFi BG	N	6CELL2.6
LU.S9106.121	5 in 1-Build in	3rd WiFi BG	3rd WiFi BG	N	6CELL2.6
LU.S9106.104	5 in 1-Build in	3rd WiFi BG	3rd WiFi BG	N	6CELL2.6
LU.S9106.122	5 in 1-Build in	3rd WiFi BG	3rd WiFi BG	N	6CELL2.6
LU.S9106.099	5 in 1-Build in	3rd WiFi BG	3rd WiFi BG	N	6CELL2.6
LU.S9106.095	5 in 1-Build in	3rd WiFi BG	3rd WiFi BG	N	6CELL2.6
LU.S9106.123	5 in 1-Build in	3rd WiFi BG	3rd WiFi BG	N	6CELL2.6
LU.S9106.114	5 in 1-Build in	3rd WiFi BG	3rd WiFi BG	N	6CELL2.6
LU.S9106.130	5 in 1-Build in	3rd WiFi BG	3rd WiFi BG	N	6CELL2.6
LU.S9106.125	5 in 1-Build in	3rd WiFi BG	3rd WiFi BG	N	6CELL2.6
LU.S9106.101	5 in 1-Build in	3rd WiFi BG	3rd WiFi BG	N	6CELL2.6
LU.S9106.097	5 in 1-Build in	3rd WiFi BG	3rd WiFi BG	N	6CELL2.6
LU.S9106.120	5 in 1-Build in	3rd WiFi BG	3rd WiFi BG	N	6CELL2.6
LU.S9106.129	5 in 1-Build in	3rd WiFi BG	3rd WiFi BG	N	6CELL2.6
LU.S9106.102	5 in 1-Build in	3rd WiFi BG	3rd WiFi BG	N	6CELL2.6
LU.S9106.094	5 in 1-Build in	3rd WiFi BG	3rd WiFi BG	N	6CELL2.6
LU.S9106.092	5 in 1-Build in	3rd WiFi BG	3rd WiFi BG	N	6CELL2.6
LU.S9106.093	5 in 1-Build in	3rd WiFi BG	3rd WiFi BG	N	6CELL2.6
LU.S9106.091	5 in 1-Build in	3rd WiFi BG	3rd WiFi BG	N	6CELL2.6
LU.S9106.090	5 in 1-Build in	3rd WiFi BG	3rd WiFi BG	N	6CELL2.6
LU.S9106.089	5 in 1-Build in	3rd WiFi BG	3rd WiFi BG	N	6CELL2.6
LU.S9106.040	5 in 1-Build in	3rd WiFi BG	3rd WiFi BG	BT 2.0	6CELL2.6
S2.S910B.002	5 in 1-Build in	3rd WiFi BG	3rd WiFi BG	BT 2.0	6CELL2.2
S2.S910B.004	5 in 1-Build in	3rd WiFi BG	3rd WiFi BG	BT 2.0	6CELL2.2
LU.S9106.069	5 in 1-Build in	3rd WiFi BG	3rd WiFi BG	BT 2.0	6CELL2.6
LU.S9106.088	5 in 1-Build in	3rd WiFi BG	3rd WiFi BG	BT 2.0	6CELL2.6
LU.S9106.052	5 in 1-Build in	3rd WiFi BG	3rd WiFi BG	BT 2.0	6CELL2.6
LU.S9106.057	5 in 1-Build in	3rd WiFi BG	3rd WiFi BG	BT 2.0	6CELL2.6
LU.S9106.073	5 in 1-Build in	3rd WiFi BG	3rd WiFi BG	BT 2.0	6CELL2.6
LU.S9106.087	5 in 1-Build in	3rd WiFi BG	3rd WiFi BG	BT 2.0	6CELL2.6
LU.S9106.064	5 in 1-Build in	3rd WiFi BG	3rd WiFi BG	BT 2.0	6CELL2.6
LU.S9106.054	5 in 1-Build in	3rd WiFi BG	3rd WiFi BG	BT 2.0	6CELL2.6
LU.S9106.085	5 in 1-Build in	3rd WiFi BG	3rd WiFi BG	BT 2.0	6CELL2.6
LU.S9106.077	5 in 1-Build in	3rd WiFi BG	3rd WiFi BG	BT 2.0	6CELL2.6
LU.S9106.083	5 in 1-Build in	3rd WiFi BG	3rd WiFi BG	BT 2.0	6CELL2.6
LU.S9106.061	5 in 1-Build in	3rd WiFi BG	3rd WiFi BG	BT 2.0	6CELL2.6
LU.S9106.078	5 in 1-Build in	3rd WiFi BG	3rd WiFi BG	BT 2.0	6CELL2.6
LU.S9106.053	5 in 1-Build in	3rd WiFi BG	3rd WiFi BG	BT 2.0	6CELL2.6
LU.S9106.076	5 in 1-Build in	3rd WiFi BG	3rd WiFi BG	BT 2.0	6CELL2.6
LU.S9106.086	5 in 1-Build in	3rd WiFi BG	3rd WiFi BG	BT 2.0	6CELL2.6
LU.S9106.059	5 in 1-Build in	3rd WiFi BG	3rd WiFi BG	BT 2.0	6CELL2.6
LU.S9106.066	5 in 1-Build in	3rd WiFi BG	3rd WiFi BG	BT 2.0	6CELL2.6
LU.S9106.058	5 in 1-Build in	3rd WiFi BG	3rd WiFi BG	BT 2.0	6CELL2.6
LU.S9106.065	5 in 1-Build in	3rd WiFi BG	3rd WiFi BG	BT 2.0	6CELL2.6
LU.S9106.071	5 in 1-Build in	3rd WiFi BG	3rd WiFi BG	BT 2.0	6CELL2.6
LU.S9106.055	5 in 1-Build in	3rd WiFi BG	3rd WiFi BG	BT 2.0	6CELL2.6



Acer Part No	Card Reader	Wireless LAN	Wireless LAN1	Bluetooth	Battery
LU.S910Z.321	5 in 1-Build in	3rd WiFi BG	3rd WiFi BG	BT 2.0	6CELL2.6
LU.S910Z.322	5 in 1-Build in	3rd WiFi BG	3rd WiFi BG	BT 2.0	6CELL2.6
LU.S9106.051	5 in 1-Build in	3rd WiFi BG	3rd WiFi BG	BT 2.0	6CELL2.6
LU.S9106.063	5 in 1-Build in	3rd WiFi BG	3rd WiFi BG	BT 2.0	6CELL2.6
LU.S9106.068	5 in 1-Build in	3rd WiFi BG	3rd WiFi BG	BT 2.0	6CELL2.6
LU.S9106.070	5 in 1-Build in	3rd WiFi BG	3rd WiFi BG	BT 2.0	6CELL2.6
LU.S9106.079	5 in 1-Build in	3rd WiFi BG	3rd WiFi BG	BT 2.0	6CELL2.6
LU.S9106.072	5 in 1-Build in	3rd WiFi BG	3rd WiFi BG	BT 2.0	6CELL2.6
LU.S910Z.298	5 in 1-Build in	3rd WiFi BG	3rd WiFi BG	BT 2.0	6CELL2.6
LU.S910Z.310	5 in 1-Build in	3rd WiFi BG	3rd WiFi BG	BT 2.0	6CELL2.6
LU.S910Z.311	5 in 1-Build in	3rd WiFi BG	3rd WiFi BG	BT 2.0	6CELL2.6
LU.S910Z.304	5 in 1-Build in	3rd WiFi BG	3rd WiFi BG	BT 2.0	6CELL2.6
LU.S910Z.319	5 in 1-Build in	3rd WiFi BG	3rd WiFi BG	BT 2.0	6CELL2.6
LU.S910Z.303	5 in 1-Build in	3rd WiFi BG	3rd WiFi BG	BT 2.0	6CELL2.6
LU.S910Z.302	5 in 1-Build in	3rd WiFi BG	3rd WiFi BG	BT 2.0	6CELL2.6
LU.S910Z.301	5 in 1-Build in	3rd WiFi BG	3rd WiFi BG	BT 2.0	6CELL2.6
LU.S910Z.309	5 in 1-Build in	3rd WiFi BG	3rd WiFi BG	BT 2.0	6CELL2.6
LU.S910Z.299	5 in 1-Build in	3rd WiFi BG	3rd WiFi BG	BT 2.0	6CELL2.6
LU.S910Z.318	5 in 1-Build in	3rd WiFi BG	3rd WiFi BG	BT 2.0	6CELL2.6
LU.S910Z.315	5 in 1-Build in	3rd WiFi BG	3rd WiFi BG	BT 2.0	6CELL2.6
LU.S910Z.313	5 in 1-Build in	3rd WiFi BG	3rd WiFi BG	BT 2.0	6CELL2.6
LU.S910Z.312	5 in 1-Build in	3rd WiFi BG	3rd WiFi BG	BT 2.0	6CELL2.6
LU.S910Z.297	5 in 1-Build in	3rd WiFi BG	3rd WiFi BG	BT 2.0	6CELL2.6
LU.S910Z.320	5 in 1-Build in	3rd WiFi BG	3rd WiFi BG	BT 2.0	6CELL2.6
LU.S910Z.296	5 in 1-Build in	3rd WiFi BG	3rd WiFi BG	BT 2.0	6CELL2.6
LU.S910Z.317	5 in 1-Build in	3rd WiFi BG	3rd WiFi BG	BT 2.0	6CELL2.6
LU.S910Z.305	5 in 1-Build in	3rd WiFi BG	3rd WiFi BG	BT 2.0	6CELL2.6
LU.S910Z.295	5 in 1-Build in	3rd WiFi BG	3rd WiFi BG	BT 2.0	6CELL2.6
LU.S910Z.307	5 in 1-Build in	3rd WiFi BG	3rd WiFi BG	BT 2.0	6CELL2.6
LU.S910Z.284	5 in 1-Build in	3rd WiFi BG	3rd WiFi BG	BT 2.0	6CELL2.6
LU.S910Z.291	5 in 1-Build in	3rd WiFi BG	3rd WiFi BG	BT 2.0	6CELL2.6
LU.S910Z.274	5 in 1-Build in	3rd WiFi BG	3rd WiFi BG	BT 2.0	6CELL2.6
LU.S910Z.272	5 in 1-Build in	3rd WiFi BG	3rd WiFi BG	BT 2.0	6CELL2.6
LU.S910Z.294	5 in 1-Build in	3rd WiFi BG	3rd WiFi BG	BT 2.0	6CELL2.6
LU.S910Z.293	5 in 1-Build in	3rd WiFi BG	3rd WiFi BG	BT 2.0	6CELL2.6
LU.S910Z.288	5 in 1-Build in	3rd WiFi BG	3rd WiFi BG	BT 2.0	6CELL2.6
LU.S910Z.277	5 in 1-Build in	3rd WiFi BG	3rd WiFi BG	BT 2.0	6CELL2.6
LU.S910Z.276	5 in 1-Build in	3rd WiFi BG	3rd WiFi BG	BT 2.0	6CELL2.6
LU.S910Z.292	5 in 1-Build in	3rd WiFi BG	3rd WiFi BG	BT 2.0	6CELL2.6
LU.S910Z.279	5 in 1-Build in	3rd WiFi BG	3rd WiFi BG	BT 2.0	6CELL2.6
LU.S910Z.271	5 in 1-Build in	3rd WiFi BG	3rd WiFi BG	BT 2.0	6CELL2.6
LU.S910Z.286	5 in 1-Build in	3rd WiFi BG	3rd WiFi BG	BT 2.0	6CELL2.6
LU.S910Z.270	5 in 1-Build in	3rd WiFi BG	3rd WiFi BG	BT 2.0	6CELL2.6
LU.S910Z.290	5 in 1-Build in	3rd WiFi BG	3rd WiFi BG	BT 2.0	6CELL2.6
LU.S910Z.289	5 in 1-Build in	3rd WiFi BG	3rd WiFi BG	BT 2.0	6CELL2.6
LU.S910Z.285	5 in 1-Build in	3rd WiFi BG	3rd WiFi BG	BT 2.0	6CELL2.6

Acer Part No	Card Reader	Wireless LAN	Wireless LAN1	Bluetooth	Battery
LU.S910Z.233	5 in 1-Build in	3rd WiFi BG	3rd WiFi BG	BT 2.0	6CELL2.6
LU.S9106.045	5 in 1-Build in	3rd WiFi BG	3rd WiFi BG	BT 2.0	6CELL2.6
LU.S910Z.255	5 in 1-Build in	3rd WiFi BG	3rd WiFi BG	BT 2.0	6CELL2.6
LU.S910Z.257	5 in 1-Build in	3rd WiFi BG	3rd WiFi BG	BT 2.0	6CELL2.6
LU.S910Z.266	5 in 1-Build in	3rd WiFi BG	3rd WiFi BG	BT 2.0	6CELL2.6
LU.S910Z.267	5 in 1-Build in	3rd WiFi BG	3rd WiFi BG	BT 2.0	6CELL2.6
LU.S910Z.247	5 in 1-Build in	3rd WiFi BG	3rd WiFi BG	BT 2.0	6CELL2.6
LU.S9106.046	5 in 1-Build in	3rd WiFi BG	3rd WiFi BG	BT 2.0	6CELL2.6
LU.S910Z.269	5 in 1-Build in	3rd WiFi BG	3rd WiFi BG	BT 2.0	6CELL2.6
LU.S910Z.262	5 in 1-Build in	3rd WiFi BG	3rd WiFi BG	BT 2.0	6CELL2.6
LU.S9106.049	5 in 1-Build in	3rd WiFi BG	3rd WiFi BG	BT 2.0	6CELL2.6
LU.S910Z.248	5 in 1-Build in	3rd WiFi BG	3rd WiFi BG	BT 2.0	6CELL2.6
LU.S910Z.245	5 in 1-Build in	3rd WiFi BG	3rd WiFi BG	BT 2.0	6CELL2.6
LU.S910Z.268	5 in 1-Build in	3rd WiFi BG	3rd WiFi BG	BT 2.0	6CELL2.6
LU.S910Z.259	5 in 1-Build in	3rd WiFi BG	3rd WiFi BG	BT 2.0	6CELL2.6
LU.S910Z.260	5 in 1-Build in	3rd WiFi BG	3rd WiFi BG	BT 2.0	6CELL2.6
LU.S910Z.251	5 in 1-Build in	3rd WiFi BG	3rd WiFi BG	BT 2.0	6CELL2.6
LU.S910Z.244	5 in 1-Build in	3rd WiFi BG	3rd WiFi BG	BT 2.0	6CELL2.6
LU.S910Z.256	5 in 1-Build in	3rd WiFi BG	3rd WiFi BG	BT 2.0	6CELL2.6
LU.S910Z.264	5 in 1-Build in	3rd WiFi BG	3rd WiFi BG	BT 2.0	6CELL2.6
LU.S910Z.236	5 in 1-Build in	3rd WiFi BG	3rd WiFi BG	BT 2.0	6CELL2.6
LU.S910Z.235	5 in 1-Build in	3rd WiFi BG	3rd WiFi BG	BT 2.0	6CELL2.6
LU.S910Z.250	5 in 1-Build in	3rd WiFi BG	3rd WiFi BG	BT 2.0	6CELL2.6
LU.S9106.047	5 in 1-Build in	3rd WiFi BG	3rd WiFi BG	BT 2.0	6CELL2.6
LU.S9106.048	5 in 1-Build in	3rd WiFi BG	3rd WiFi BG	BT 2.0	6CELL2.6
LU.S910Z.263	5 in 1-Build in	3rd WiFi BG	3rd WiFi BG	BT 2.0	6CELL2.6
LU.S910Z.265	5 in 1-Build in	3rd WiFi BG	3rd WiFi BG	BT 2.0	6CELL2.6
LU.S910B.001	5 in 1-Build in	3rd WiFi BG	3rd WiFi BG	BT 2.0	3CELL2.2
LU.S910B.002	5 in 1-Build in	3rd WiFi BG	3rd WiFi BG	BT 2.0	3CELL2.2
LU.S9106.042	5 in 1-Build in	3rd WiFi BG	3rd WiFi BG	BT 2.0	6CELL2.6
LU.S9106.038	5 in 1-Build in	3rd WiFi BG	3rd WiFi BG	BT 2.0	6CELL2.6
LU.S9106.039	5 in 1-Build in	3rd WiFi BG	3rd WiFi BG	BT 2.0	6CELL2.6
LU.S9106.035	5 in 1-Build in	3rd WiFi BG	3rd WiFi BG	BT 2.0	6CELL2.6
LU.S9106.036	5 in 1-Build in	3rd WiFi BG	3rd WiFi BG	BT 2.0	6CELL2.6
LU.S9106.034	5 in 1-Build in	3rd WiFi BG	3rd WiFi BG	BT 2.0	6CELL2.6
LU.S9106.023	5 in 1-Build in	3rd WiFi BG	3rd WiFi BG	BT 2.0	6CELL2.6
LU.S9106.020	5 in 1-Build in	3rd WiFi BG	3rd WiFi BG	BT 2.0	6CELL2.6
LU.S9106.021	5 in 1-Build in	3rd WiFi BG	3rd WiFi BG	BT 2.0	6CELL2.6
LU.S9106.022	5 in 1-Build in	3rd WiFi BG	3rd WiFi BG	BT 2.0	6CELL2.6
LU.S9106.025	5 in 1-Build in	3rd WiFi BG	3rd WiFi BG	BT 2.0	6CELL2.6
LU.S9106.024	5 in 1-Build in	3rd WiFi BG	3rd WiFi BG	BT 2.0	6CELL2.6
LU.S9106.029	5 in 1-Build in	3rd WiFi BG	3rd WiFi BG	BT 2.0	6CELL2.6
LU.S9106.026	5 in 1-Build in	3rd WiFi BG	3rd WiFi BG	BT 2.0	6CELL2.6
LU.S9106.019	5 in 1-Build in	3rd WiFi BG	3rd WiFi BG	BT 2.0	6CELL2.6
LU.S9106.018	5 in 1-Build in	3rd WiFi BG	3rd WiFi BG	BT 2.0	6CELL2.6
LU.S9106.010	5 in 1-Build in	3rd WiFi BG	3rd WiFi BG	BT 2.0	6CELL2.6

Acer Part No	Card Reader	Wireless LAN	Wireless LAN1	Bluetooth	Battery
LU.S9106.017	5 in 1-Build in	3rd WiFi BG	3rd WiFi BG	BT 2.0	6CELL2.6
LU.S9106.014	5 in 1-Build in	3rd WiFi BG	3rd WiFi BG	BT 2.0	6CELL2.6
LU.S9106.015	5 in 1-Build in	3rd WiFi BG	3rd WiFi BG	BT 2.0	6CELL2.6
LU.S9106.012	5 in 1-Build in	3rd WiFi BG	3rd WiFi BG	BT 2.0	6CELL2.6
LU.S9106.011	5 in 1-Build in	3rd WiFi BG	3rd WiFi BG	BT 2.0	6CELL2.6
LU.S9106.013	5 in 1-Build in	3rd WiFi BG	3rd WiFi BG	BT 2.0	6CELL2.6
LU.S9106.006	5 in 1-Build in	3rd WiFi BG	3rd WiFi BG	BT 2.0	6CELL2.6
LU.S9106.004	5 in 1-Build in	3rd WiFi BG	3rd WiFi BG	BT 2.0	6CELL2.6
LU.S9106.008	5 in 1-Build in	3rd WiFi BG	3rd WiFi BG	BT 2.0	6CELL2.6
LU.S9106.002	5 in 1-Build in	3rd WiFi BG	3rd WiFi BG	BT 2.0	6CELL2.6
LU.S9106.005	5 in 1-Build in	3rd WiFi BG	3rd WiFi BG	BT 2.0	6CELL2.6
LU.S9106.001	5 in 1-Build in	3rd WiFi BG	3rd WiFi BG	BT 2.0	6CELL2.6
LU.S9106.009	5 in 1-Build in	3rd WiFi BG	3rd WiFi BG	BT 2.0	6CELL2.6
LU.S9106.003	5 in 1-Build in	3rd WiFi BG	3rd WiFi BG	BT 2.0	6CELL2.6
S2.S910B.001	5 in 1-Build in	3rd WiFi BG	3rd WiFi BG	BT 2.0	6CELL2.2
S2.S910B.003	5 in 1-Build in	3rd WiFi BG	3rd WiFi BG	BT 2.0	6CELL2.2
LU.S910Z.161	5 in 1-Build in	3rd WiFi BG	3rd WiFi BG	N	6CELL2.6
LU.S910Z.133	5 in 1-Build in	3rd WiFi BG	3rd WiFi BG	N	6CELL2.6
LU.S910Z.144	5 in 1-Build in	3rd WiFi BG	3rd WiFi BG	N	6CELL2.6
LU.S910Z.162	5 in 1-Build in	3rd WiFi BG	3rd WiFi BG	N	6CELL2.6
LU.S910Z.153	5 in 1-Build in	3rd WiFi BG	3rd WiFi BG	N	6CELL2.6
LU.S910Z.160	5 in 1-Build in	3rd WiFi BG	3rd WiFi BG	N	6CELL2.6
LU.S910Z.143	5 in 1-Build in	3rd WiFi BG	3rd WiFi BG	N	6CELL2.6
LU.S910Z.146	5 in 1-Build in	3rd WiFi BG	3rd WiFi BG	N	6CELL2.6
LU.S910Z.150	5 in 1-Build in	3rd WiFi BG	3rd WiFi BG	N	6CELL2.6
LU.S910Z.151	5 in 1-Build in	3rd WiFi BG	3rd WiFi BG	N	6CELL2.6
LU.S910Z.156	5 in 1-Build in	3rd WiFi BG	3rd WiFi BG	N	6CELL2.6
LU.S910Z.134	5 in 1-Build in	3rd WiFi BG	3rd WiFi BG	N	6CELL2.6
LU.S910Z.130	5 in 1-Build in	3rd WiFi BG	3rd WiFi BG	N	6CELL2.6
LU.S910Z.128	5 in 1-Build in	3rd WiFi BG	3rd WiFi BG	N	6CELL2.6
LU.S910Z.127	5 in 1-Build in	3rd WiFi BG	3rd WiFi BG	N	6CELL2.6
LU.S910Z.148	5 in 1-Build in	3rd WiFi BG	3rd WiFi BG	N	6CELL2.6
LU.S910Z.154	5 in 1-Build in	3rd WiFi BG	3rd WiFi BG	N	6CELL2.6
LU.S910Z.145	5 in 1-Build in	3rd WiFi BG	3rd WiFi BG	N	6CELL2.6
LU.S910Z.149	5 in 1-Build in	3rd WiFi BG	3rd WiFi BG	N	6CELL2.6
LU.S910Z.158	5 in 1-Build in	3rd WiFi BG	3rd WiFi BG	N	6CELL2.6
LU.S910Z.147	5 in 1-Build in	3rd WiFi BG	3rd WiFi BG	N	6CELL2.6
LU.S910Z.159	5 in 1-Build in	3rd WiFi BG	3rd WiFi BG	N	6CELL2.6
LU.S910Z.152	5 in 1-Build in	3rd WiFi BG	3rd WiFi BG	N	6CELL2.6
LU.S910Z.155	5 in 1-Build in	3rd WiFi BG	3rd WiFi BG	N	6CELL2.6
LU.S910Z.116	5 in 1-Build in	3rd WiFi BG	3rd WiFi BG	N	6CELL2.6
LU.S910Z.120	5 in 1-Build in	3rd WiFi BG	3rd WiFi BG	N	6CELL2.6
LU.S910Z.123	5 in 1-Build in	3rd WiFi BG	3rd WiFi BG	N	6CELL2.6
LU.S910Z.121	5 in 1-Build in	3rd WiFi BG	3rd WiFi BG	N	6CELL2.6
LU.S910Z.124	5 in 1-Build in	3rd WiFi BG	3rd WiFi BG	N	6CELL2.6
LU.S910Z.122	5 in 1-Build in	3rd WiFi BG	3rd WiFi BG	N	6CELL2.6

Acer Part No	Card Reader	Wireless LAN	Wireless LAN1	Bluetooth	Battery
LU.S910Z.113	5 in 1-Build in	3rd WiFi BG	3rd WiFi BG	N	6CELL2.6
LU.S910Z.114	5 in 1-Build in	3rd WiFi BG	3rd WiFi BG	N	6CELL2.6
LU.S910Z.109	5 in 1-Build in	3rd WiFi BG	3rd WiFi BG	N	6CELL2.6
LU.S910Z.107	5 in 1-Build in	3rd WiFi BG	3rd WiFi BG	N	6CELL2.6
LU.S910Z.111	5 in 1-Build in	3rd WiFi BG	3rd WiFi BG	N	6CELL2.6
LU.S910Z.108	5 in 1-Build in	3rd WiFi BG	3rd WiFi BG	N	6CELL2.6
LU.S910Z.110	5 in 1-Build in	3rd WiFi BG	3rd WiFi BG	N	6CELL2.6
LU.S910Z.101	5 in 1-Build in	3rd WiFi BG	3rd WiFi BG	N	6CELL2.6
LU.S910Z.095	5 in 1-Build in	3rd WiFi BG	3rd WiFi BG	N	6CELL2.6
LU.S910Z.087	5 in 1-Build in	3rd WiFi BG	3rd WiFi BG	N	6CELL2.6
LU.S910Z.082	5 in 1-Build in	3rd WiFi BG	3rd WiFi BG	N	6CELL2.6
LU.S910Z.083	5 in 1-Build in	3rd WiFi BG	3rd WiFi BG	N	6CELL2.6
LU.S910Z.094	5 in 1-Build in	3rd WiFi BG	3rd WiFi BG	N	6CELL2.6
LU.S910Z.093	5 in 1-Build in	3rd WiFi BG	3rd WiFi BG	N	6CELL2.6
LU.S910Z.105	5 in 1-Build in	3rd WiFi BG	3rd WiFi BG	N	6CELL2.6
LU.S910Z.085	5 in 1-Build in	3rd WiFi BG	3rd WiFi BG	N	6CELL2.6
LU.S910Z.103	5 in 1-Build in	3rd WiFi BG	3rd WiFi BG	N	6CELL2.6
LU.S910Z.096	5 in 1-Build in	3rd WiFi BG	3rd WiFi BG	N	6CELL2.6
LU.S910Z.080	5 in 1-Build in	3rd WiFi BG	3rd WiFi BG	N	6CELL2.6
LU.S910Z.081	5 in 1-Build in	3rd WiFi BG	3rd WiFi BG	N	6CELL2.6
LU.S910Z.084	5 in 1-Build in	3rd WiFi BG	3rd WiFi BG	N	6CELL2.6
LU.S910Z.088	5 in 1-Build in	3rd WiFi BG	3rd WiFi BG	N	6CELL2.6
LU.S910Z.092	5 in 1-Build in	3rd WiFi BG	3rd WiFi BG	N	6CELL2.6
LU.S910Z.090	5 in 1-Build in	3rd WiFi BG	3rd WiFi BG	N	6CELL2.6
LU.S910Z.104	5 in 1-Build in	3rd WiFi BG	3rd WiFi BG	N	6CELL2.6
LU.S910Z.086	5 in 1-Build in	3rd WiFi BG	3rd WiFi BG	N	6CELL2.6
LU.S910Z.106	5 in 1-Build in	3rd WiFi BG	3rd WiFi BG	N	6CELL2.6
LU.S910Z.099	5 in 1-Build in	3rd WiFi BG	3rd WiFi BG	N	6CELL2.6
LU.S910Z.098	5 in 1-Build in	3rd WiFi BG	3rd WiFi BG	N	6CELL2.6
LU.S910Z.102	5 in 1-Build in	3rd WiFi BG	3rd WiFi BG	N	6CELL2.6
LU.S910Z.097	5 in 1-Build in	3rd WiFi BG	3rd WiFi BG	N	6CELL2.6
LU.S910Z.089	5 in 1-Build in	3rd WiFi BG	3rd WiFi BG	N	6CELL2.6
LU.S910Z.059	5 in 1-Build in	3rd WiFi BG	3rd WiFi BG	BT 2.0	6CELL2.6
LU.S910Z.064	5 in 1-Build in	3rd WiFi BG	3rd WiFi BG	BT 2.0	6CELL2.6
LU.S910Z.062	5 in 1-Build in	3rd WiFi BG	3rd WiFi BG	BT 2.0	6CELL2.6
LU.S910Z.072	5 in 1-Build in	3rd WiFi BG	3rd WiFi BG	BT 2.0	6CELL2.6
LU.S910Z.060	5 in 1-Build in	3rd WiFi BG	3rd WiFi BG	BT 2.0	6CELL2.6
LU.S910Z.070	5 in 1-Build in	3rd WiFi BG	3rd WiFi BG	BT 2.0	6CELL2.6
LU.S910Z.069	5 in 1-Build in	3rd WiFi BG	3rd WiFi BG	BT 2.0	6CELL2.6
LU.S910Z.063	5 in 1-Build in	3rd WiFi BG	3rd WiFi BG	BT 2.0	6CELL2.6
LU.S910Z.067	5 in 1-Build in	3rd WiFi BG	3rd WiFi BG	BT 2.0	6CELL2.6
LU.S910Z.076	5 in 1-Build in	3rd WiFi BG	3rd WiFi BG	BT 2.0	6CELL2.6
LU.S910Z.077	5 in 1-Build in	3rd WiFi BG	3rd WiFi BG	BT 2.0	6CELL2.6
LU.S910Z.074	5 in 1-Build in	3rd WiFi BG	3rd WiFi BG	BT 2.0	6CELL2.6
LU.S910Z.075	5 in 1-Build in	3rd WiFi BG	3rd WiFi BG	BT 2.0	6CELL2.6
LU.S910Z.065	5 in 1-Build in	3rd WiFi BG	3rd WiFi BG	BT 2.0	6CELL2.6

Acer Part No	Card Reader	Wireless LAN	Wireless LAN1	Bluetooth	Battery
LU.S910Z.054	5 in 1-Build in	3rd WiFi BG	3rd WiFi BG	BT 2.0	6CELL2.6
LU.S910Z.055	5 in 1-Build in	3rd WiFi BG	3rd WiFi BG	BT 2.0	6CELL2.6
LU.S910Z.073	5 in 1-Build in	3rd WiFi BG	3rd WiFi BG	BT 2.0	6CELL2.6
LU.S910Z.078	5 in 1-Build in	3rd WiFi BG	3rd WiFi BG	BT 2.0	6CELL2.6
LU.S910Z.056	5 in 1-Build in	3rd WiFi BG	3rd WiFi BG	BT 2.0	6CELL2.6
LU.S910Z.057	5 in 1-Build in	3rd WiFi BG	3rd WiFi BG	BT 2.0	6CELL2.6
LU.S910Z.079	5 in 1-Build in	3rd WiFi BG	3rd WiFi BG	BT 2.0	6CELL2.6
LU.S910Z.061	5 in 1-Build in	3rd WiFi BG	3rd WiFi BG	BT 2.0	6CELL2.6
LU.S910Z.058	5 in 1-Build in	3rd WiFi BG	3rd WiFi BG	BT 2.0	6CELL2.6
LU.S910Z.029	5 in 1-Build in	3rd WiFi BG	3rd WiFi BG	BT 2.0	6CELL2.6
LU.S910Z.028	5 in 1-Build in	3rd WiFi BG	3rd WiFi BG	BT 2.0	6CELL2.6
LU.S910Z.034	5 in 1-Build in	3rd WiFi BG	3rd WiFi BG	BT 2.0	6CELL2.6
LU.S910Z.040	5 in 1-Build in	3rd WiFi BG	3rd WiFi BG	BT 2.0	6CELL2.6
LU.S910Z.038	5 in 1-Build in	3rd WiFi BG	3rd WiFi BG	BT 2.0	6CELL2.6
LU.S910Z.036	5 in 1-Build in	3rd WiFi BG	3rd WiFi BG	BT 2.0	6CELL2.6
LU.S910Z.027	5 in 1-Build in	3rd WiFi BG	3rd WiFi BG	BT 2.0	6CELL2.6
LU.S910Z.041	5 in 1-Build in	3rd WiFi BG	3rd WiFi BG	BT 2.0	6CELL2.6
LU.S910Z.042	5 in 1-Build in	3rd WiFi BG	3rd WiFi BG	BT 2.0	6CELL2.6
LU.S910Z.037	5 in 1-Build in	3rd WiFi BG	3rd WiFi BG	BT 2.0	6CELL2.6
LU.S910Z.033	5 in 1-Build in	3rd WiFi BG	3rd WiFi BG	BT 2.0	6CELL2.6
LU.S910Z.035	5 in 1-Build in	3rd WiFi BG	3rd WiFi BG	BT 2.0	6CELL2.6
LU.S910Z.032	5 in 1-Build in	3rd WiFi BG	3rd WiFi BG	BT 2.0	6CELL2.6
LU.S910Z.039	5 in 1-Build in	3rd WiFi BG	3rd WiFi BG	BT 2.0	6CELL2.6
LU.S910Z.011	5 in 1-Build in	3rd WiFi BG	3rd WiFi BG	BT 2.0	6CELL2.6
LU.S910Z.008	5 in 1-Build in	3rd WiFi BG	3rd WiFi BG	BT 2.0	6CELL2.6
LU.S910Z.001	5 in 1-Build in	3rd WiFi BG	3rd WiFi BG	BT 2.0	6CELL2.6
LU.S910Z.002	5 in 1-Build in	3rd WiFi BG	3rd WiFi BG	BT 2.0	6CELL2.6
LU.S910Z.006	5 in 1-Build in	3rd WiFi BG	3rd WiFi BG	BT 2.0	6CELL2.6
LU.S910Z.025	5 in 1-Build in	3rd WiFi BG	3rd WiFi BG	BT 2.0	6CELL2.6
LU.S910Z.024	5 in 1-Build in	3rd WiFi BG	3rd WiFi BG	BT 2.0	6CELL2.6
LU.S910Z.023	5 in 1-Build in	3rd WiFi BG	3rd WiFi BG	BT 2.0	6CELL2.6
LU.S910Z.022	5 in 1-Build in	3rd WiFi BG	3rd WiFi BG	BT 2.0	6CELL2.6
LU.S910Z.021	5 in 1-Build in	3rd WiFi BG	3rd WiFi BG	BT 2.0	6CELL2.6
LU.S910Z.017	5 in 1-Build in	3rd WiFi BG	3rd WiFi BG	BT 2.0	6CELL2.6
LU.S910Z.004	5 in 1-Build in	3rd WiFi BG	3rd WiFi BG	BT 2.0	6CELL2.6
LU.S910Z.010	5 in 1-Build in	3rd WiFi BG	3rd WiFi BG	BT 2.0	6CELL2.6
LU.S910Z.020	5 in 1-Build in	3rd WiFi BG	3rd WiFi BG	BT 2.0	6CELL2.6
LU.S910Z.019	5 in 1-Build in	3rd WiFi BG	3rd WiFi BG	BT 2.0	6CELL2.6
LU.S910Z.014	5 in 1-Build in	3rd WiFi BG	3rd WiFi BG	BT 2.0	6CELL2.6
LU.S910Z.013	5 in 1-Build in	3rd WiFi BG	3rd WiFi BG	BT 2.0	6CELL2.6
LU.S910Z.018	5 in 1-Build in	3rd WiFi BG	3rd WiFi BG	BT 2.0	6CELL2.6
LU.S910Z.007	5 in 1-Build in	3rd WiFi BG	3rd WiFi BG	BT 2.0	6CELL2.6
LU.S910Z.003	5 in 1-Build in	3rd WiFi BG	3rd WiFi BG	BT 2.0	6CELL2.6
LU.S910Z.009	5 in 1-Build in	3rd WiFi BG	3rd WiFi BG	BT 2.0	6CELL2.6
LU.S910Z.026	5 in 1-Build in	3rd WiFi BG	3rd WiFi BG	BT 2.0	6CELL2.6
LU.S910Z.012	5 in 1-Build in	3rd WiFi BG	3rd WiFi BG	BT 2.0	6CELL2.6

---

<b>Acer Part No</b>	<b>Card Reader</b>	<b>Wireless LAN</b>	<b>Wireless LAN1</b>	<b>Bluetooth</b>	<b>Battery</b>
LU.S910Z.015	5 in 1-Build in	3rd WiFi BG	3rd WiFi BG	BT 2.0	6CELL2.6
LU.S910Z.016	5 in 1-Build in	3rd WiFi BG	3rd WiFi BG	BT 2.0	6CELL2.6







## Test Compatible Components

---

This computer's compatibility is tested and verified by Acer's internal testing department. All of its system functions are tested under Windows® XP Home, Windows® XP Pro environment.

Refer to the following lists for components, adapter cards, and peripherals which have passed these tests. Regarding configuration, combination and test procedures, please refer to the Aspire one series Compatibility Test Report released by the Acer Mobile System Testing Department.

# Windows XP Environment Test

Vendor	Type	Description
Adapter		
DELTA	30W	Adapter DELTA 30W 19V 1.7x5.5x11 Black ADP-30JH BA LF
Battery		
SONY	3CELL2.2	Battery SONY UM-2008A Li-Ion 3S1P SONY 3 cell 2200mAh Main COMMON black
SIMPLO	3CELL2.2	Battery SIMPLO UM-2008A Li-Ion 3S1P SAMSUNG 3 cell 2200mAh Main COMMON 2.2(F) , black , new fuse
SONY	6CELL2.6	Battery SONY UM-2008B Li-Ion 3S2P SONY 6 cell 5200mAh Main COMMON black
SIMPLO	6CELL2.6	Battery SIMPLO UM-2008B Li-Ion 3S2P SAMSUNG 6 cell 5200mAh Main COMMON Macles Black
CPU		
INTEL	ATMN270B	CPU Intel Atom N270 1.6G 512K 533 2.5W
HDD		
SAMSUNG	F16GB	Flash Disk SAMSUNG Flash Module NAND 16GB MMBRE16GSMPP-MVA LF
LCD		
AUO	NLED10.1WSVGAG	LED LCD AUO 10.1" WSVGA Glare B101AW03 V0 LF 200nit 8ms 500:1
CMO	NLED10.1WSVGAG	LED LCD CMO 10.1" WSVGA Glare N101L6-L02 C2 (3G) LF 200nit 10ms 650:1
MEM		
HYNIX	SO1GBII6	Memory HYNIX SO-DIMM DDRII 667 1GB HYMP112S64CP6-Y5 LF
VGA Chip		
None	UMA	UMA (Intel)
Keyboard		
None	L8KB-FV1 Black	Keyboard 8KB-FV1L Black Macles Standard Linux
A cover		
	ABS non UV	ABS non UV
Camera		
Liteon	0.3M LDV	Liteon Camera Lily
Wireless LAN		
Foxconn	3rd WiFi 1x2 BGN	Foxconn Wireless LAN Atheros HB93 1x2 BGN (HM)
Accessory		
	Jasper Bag	Jasper Bag
Battery		
SANYO	3CELL2.2	Battery SANYO UM-2008A Li-Ion 3S1P SANYO 3 cell 2200mAh Main COMMON Marchles
SIMPLO	3CELL2.2	Battery SIMPLO UM-2008A Li-Ion 3S1P SAMSUNG 3 cell 2200mAh Main COMMON Macles
SONY	6CELL2.2	Battery SONY UM-2008B Li-Ion 3S2P SONY 6 cell 4400mAh Main COMMON black
SIMPLO	6CELL2.6	Battery SIMPLO UM-2008B Li-Ion 3S2P PANASONIC 6 cell 5200mAh Main COMMON Macles Black

Vendor	Type	Description
SIMPLO	6CELL2.6	Battery SIMPLO UM-2008BW Li-Ion 3S2P SAMSUNG 6 cell 5200mAh Main COMMON 2.6(C) , white , new fuse(NEC)
2nd HDD		
HGST	N250GB5.4KS	HDD HGST 2.5" 5400rpm 250GB HTS545025B9A300 Panther B SATA LF F/W:C60F Disk imbalance criteria = 0.014g-cm
LCD		
LPL	NLED10.1WSVGAG	LED LCD LPL 10.1" WSVGA Glare LP101WSA-TLA1 LF 200nit 16ms 400:1
MEM		
SAMSUNG	SO1GBII6	Memory SAMSUNG SO-DIMM DDRII 667 1GB M470T2864EH3-CE6 LF 64*16 0.055um
SAMSUNG	SO2GBII6	Memory SAMSUNG SO-DIMM DDRII 667 2GB M470T5663EH3-CE6 LF 128*8 0.055um
Keyboard		
None	8KB-FV1 Black	Keyboard 8KB-FV1 Black Macles Standard
3G		
	UNDP-1	3G UNDP-1
Huawei	EM770W	Huawei EM770W
Audio Codec		
Realtek	ALC272X	Realtek Audio Codec ALC272X
Camera		
Suyin	0.3M LDV	Suyin Camera Rosa
Software		
	McAfee	Antivirus application McAfee
Wireless LAN		
Foxconn	3rd WiFi BG	Foxconn Wireless LAN Broadcom 4312H BG (HM)
Adapter		
HIPRO	30W	Adapter HIPRO 30W 19V 1.7x5.5x11 Black HP-A0301R3 B1LF LF
Battery		
SIMPLO	3CELL2.2	Battery SIMPLO UM-2008A Li-Ion 3S1P PANASONIC 3 cell 2200mAh Main COMMON Macles
SANYO	6CELL2.2	Battery SANYO UM-2008B Li-Ion 3S2P SANYO 6 cell 4400mAh Main COMMON Black, 2.2Ah (A )
SIMPLO	6CELL2.2	Battery SIMPLO UM-2008A Li-Ion 3S2P SAMSUNG 6 cell 4400mAh Main COMMON Macles
SIMPLO	6CELL2.6	Battery SIMPLO UM-2008BW Li-Ion 3S2P LGC 6 cell 5200mAh Main COMMON White, LGC 2.6 (B3)
HDD		
SAMSUNG	SSD2564	Flash Disk SAMSUNG SSD NAND 64GB MMCRE64G5MPP-0VA LF
TOSHIBA	N160GB5.4KS	HDD TOSHIBA 2.5" 5400rpm 160GB MK1652GSX Virgo BS SATA LF F/W:LV020J
HGST	N160GB5.4KS	HDD HGST 2.5" 5400rpm 160GB HTS543216L9A300 Falcon-B SATA LF F/W:C40C

Vendor	Type	Description
HGST	N160GB5.4KS	HDD HGST 2.5" 5400rpm 160GB Falcon B HTS543216L9SA00 SATA LF F/W:C40C
SEAGATE	N250GB5.4KS	HDD SEAGATE 2.5" 5400rpm 250GB ST9250315AS Wyatt SATA LF F/W:0001SDM1
HGST	N250GB5.4KS	HDD HGST 2.5" 5400rpm 250GB HTS545025B9A300 Panther B SATA LF F/W:C60F
WD	N250GB5.4KS	HDD WD 2.5" 5400rpm 250GB WD2500BEVT-22ZCT0 ML160 SATA LF F/W:11.01A11
LCD		
AUO	NLED10.1WSVGAG	LED LCD AUO 10.1" WSVGA Glare B101AW03 V0 LF 200nit 8ms 500:1
CMO	NLED10.1WSVGAG	LED LCD CMO 10.1" WSVGA Glare N101L6-L02 C2 (3G) LF 200nit 10ms 650:1
MEM		
HYNIX	SO1GBII6	Memory HYNIX SO-DIMM DDRII 667 1GB HYMP112S64CP6-Y5 LF
VGA Chip		
None	UMA	UMA (Intel)
Keyboard		
None	L8KB-FV1 Black	Keyboard 8KB-FV1L Black Macles Standard Linux
A cover		
	ABS non UV	ABS non UV
Camera		
Liteon	0.3M LDV	Liteon Camera Lily
Wireless LAN		
Foxconn	3rd WiFi 1x2 BGN	Foxconn Wireless LAN Atheros HB93 1x2 BGN (HM)
Accessory		
	Jasper Bag	Jasper Bag
Battery		
SANYO	3CELL2.2	Battery SANYO UM-2008A Li-Ion 3S1P SANYO 3 cell 2200mAh Main COMMON Marchles
SIMPLO	3CELL2.2	Battery SIMPLO UM-2008A Li-Ion 3S1P SAMSUNG 3 cell 2200mAh Main COMMON Macles
SONY	6CELL2.2	Battery SONY UM-2008B Li-Ion 3S2P SONY 6 cell 4400mAh Main COMMON black
SIMPLO	6CELL2.6	Battery SIMPLO UM-2008B Li-Ion 3S2P PANASONIC 6 cell 5200mAh Main COMMON Macles Black
SIMPLO	6CELL2.6	Battery SIMPLO UM-2008BW Li-Ion 3S2P SAMSUNG 6 cell 5200mAh Main COMMON 2.6(C) , white , new fuse(NEC)
HDD		
SEAGATE	N160GB5.4KS	HDD SEAGATE 2.5" 5400rpm 160GB ST9160310AS Crockett SATA LF F/W:0303
TOSHIBA	N160GB5.4KS	HDD TOSHIBA 2.5" 5400rpm 160GB MK1655GSX Libra SATA LF F/W: FG011J
HGST	N160GB5.4KS	HDD HGST 2.5" 5400rpm 160GB HTS545016B9A300 Panther B SATA LF F/W:C60F

Vendor	Type	Description
WD	N160GB5.4KS	HDD WD 2.5" 5400rpm 160GB WD1600BEVT-22ZCTO ML160 SATA LF F/W:11.01A11
TOSHIBA	N250GB5.4KS	HDD TOSHIBA 2.5" 5400rpm 250GB MK2555GSX Libra SATA LF F/W:FG001J
HGST	N250GB5.4KS	HDD HGST 2.5" 5400rpm 250GB HTS543225L9A300 Falcon B SATA LF F/W:C40C Disk imbalance criteria = 0.014g-cm
2nd HDD		
HGST	N250GB5.4KS	HDD HGST 2.5" 5400rpm 250GB HTS545025B9A300 Panther B SATA LF F/W:C60F Disk imbalance criteria = 0.014g-cm
LCD		
LPL	NLED10.1WSVGAG	LED LCD LPL 10.1" WSVGA Glare LP101WSA-TLA1 LF 200nit 16ms 400:1
MEM		
SAMSUNG	SO1GBII6	Memory SAMSUNG SO-DIMM DDRII 667 1GB M470T2864EH3-CE6 LF 64*16 0.055um
SAMSUNG	SO2GBII6	Memory SAMSUNG SO-DIMM DDRII 667 2GB M470T5663EH3-CE6 LF 128*8 0.055um
Keyboard		
None	8KB-FV1 Black	Keyboard 8KB-FV1 Black Macles Standard
3G		
	UNDP-1	3G UNDP-1
Huawei	EM770W	Huawei EM770W
Audio Codec		
Realtek	ALC272X	Realtek Audio Codec ALC272X
Camera		
Suyin	0.3M LDV	Suyin Camera Rosa
Software		
	McAfee	Antivirus application McAfee
Wireless LAN		
Foxconn	3rd WiFi BG	Foxconn Wireless LAN Broadcom 4312H BG (HM)





# Online Support Information

---

This section describes online technical support services available to help you repair your Acer Systems.

If you are a distributor, dealer, ASP or TPM, please refer your technical queries to your local Acer branch office. Acer Branch Offices and Regional Business Units may access our website. However some information sources will require a user i.d. and password. These can be obtained directly from Acer CSD Taiwan.

Acer's Website offers you convenient and valuable support resources whenever you need them.

In the Technical Information section you can download information on all of Acer's Notebook, Desktop and Server models including:

- Service guides for all models
- User's manuals
- Training materials
- Bios updates
- Software utilities
- Spare parts lists
- TABs (Technical Announcement Bulletin)

For these purposes, we have included an Acrobat File to facilitate the problem-free downloading of our technical material.

Also contained on this website are:

- Detailed information on Acer's International Traveler's Warranty (ITW)
- Returned material authorization procedures
- An overview of all the support services we offer, accompanied by a list of telephone, fax and email contacts for all your technical queries.

We are always looking for ways to optimize and improve our services, so if you have any suggestions or comments, please do not hesitate to communicate these to us.



---

**Numerics**

- 3G Antennas
  - Removing 77
  - Replacing 79
- 3G Module
  - Removing 48, 102

**A**

- Antennas
  - Removing 77
  - Replacing 79

**B**

- Battery Pack
  - Removing 42, 106
- BIOS
  - ROM size 16
  - ROM type 16
  - vendor 16
  - Version 16
- BIOS Utility 19–27
  - Advanced 22
  - Boot 25
  - Exit 26
  - Navigating 19
  - Save and Exit 26
  - Security 22
  - System Security 26
- Board Layout
  - Top View 129
- brightness
  - hotkeys 12

**C**

- Camera Board
  - Removing 71
  - Replacing 83
- caps lock
  - on indicator 8
- Common Problems 108
- CPU Fan
  - Replacing 89

**D**

- DIMM Module
  - Removing 47, 103
- Display 3
- display
  - hotkeys 12

**E**

- Euro 13
- External Module Disassembly
  - Flowchart 41

**F**

- Features 1
- FLASH Utility 27
- Flash Utility 27
- FPC Cable
  - Removing 75
- FRU (Field Replaceable Unit) List 131

**H**

- Hibernation mode
  - hotkey 12
- Hot Keys 10

**I**

- Indicators 8
- Internal Microphone Failure 114
- Internal Speaker Failure 112

**J**

- Jumper and Connector Locations 129
  - Top View 129

**K**

- Keyboard
  - Removing 51, 101
- Keyboard Failure 111

**L**

- LCD Bezel
  - Removing 70
  - Replacing 84

---

- LCD Brackets
  - Removing 75
  - Replacing 80
- LCD Cable
  - Replacing 80
- LCD Failure 110
- LCD Module
  - Replacing 87
- LCD Module Disassembly
  - Flowchart 69
- LCD Module Reassembly 79
- LCD Panel
  - Removing 74
  - Replacing 81
- Lower Cover Reassembly Procedure 86
- Lower Covers
  - Removing 45, 104

## M

- Mainboard
  - Removing 64
  - Replacing 90
- Memory Check 108
- Microphone Board
  - Removing 72
  - Replacing 82
- Model Definition 144

## N

- No Display Issue 109
- num lock
  - on indicator 8

## O

- ODD Failure 116, 119
- Online Support Information 265

## P

- Panel 4
  - Bottom 7
  - left 4
- POST Codes
  - Reference Tables 122
- Power Button Failure 119
- Power On Failure 108

## R

- RTC Battery
  - Replacing 86

## S

- SD Dummy Card
  - Removing 43
  - Replacing 106
- speakers
  - hotkey 12
- System
  - Block Diagram 3

## T

- Test Compatible Components 259
- Top 129
- Touch Pad
  - hotkey 12
- Touch Pad Failure 112
- TouchPad FFC
  - Removing 58, 95
- Troubleshooting
  - Built-in KB Failure 111
  - Internal Microphone 114
  - Internal Speakers 112
  - LCD Failure 110
  - No Display 109
  - ODD 116, 119
  - Other Failures 119
  - Power Button 119
  - Power On 108
  - Touch Pad 112
  - USB 116
  - WLAN 119

## U

- Undetermined Problems 121
- Upper Cover Disassembly
  - Flowchart 50
- USB Failure (Rightside) 116
- utility
  - BIOS 19–27

## V

- volume
  - hotkeys 12

---

## W

Windows 2000 Environment Test 260

Wireless Function Failure 119

WLAN Antennas

    Removing 77

    Replacing 79

