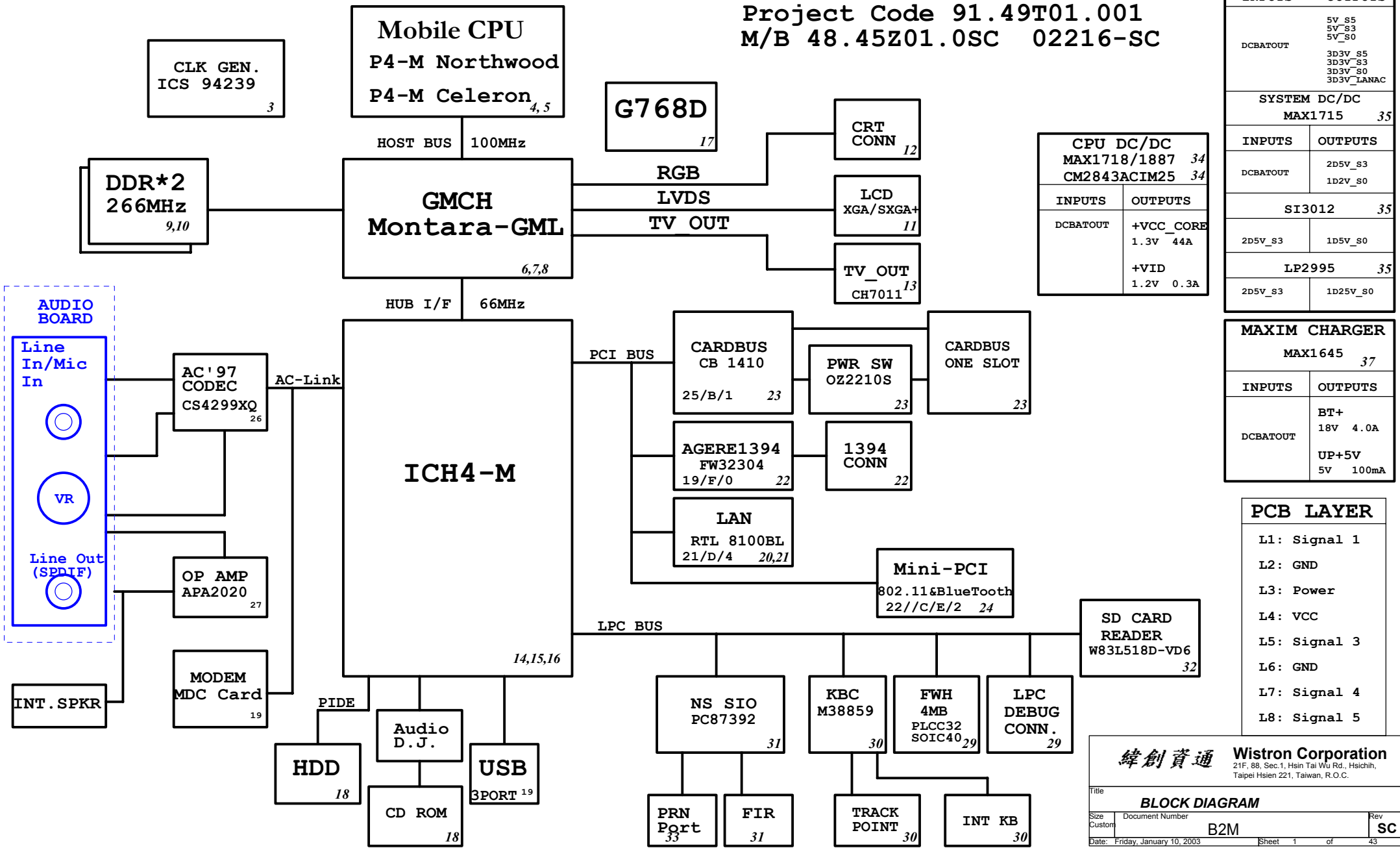


B2M Block Diagram

SC

2003/01/03

Project Code 91.49T01.001
M/B 48.45Z01.0SC 02216-SC



SYSTEM DC/DC MAX1631 36	
INPUTS	OUTPUTS
DCBATOUT	5V S5 5V_S3 5V_S0
	3D3V S5 3D3V_S3 3D3V_S0 3D3V_LANAC

SYSTEM DC/DC MAX1715 35	
INPUTS	OUTPUTS
DCBATOUT	2D5V_S3 1D2V_S0

CPU DC/DC MAX1718/1887 34 CM2843ACIM25 34	
INPUTS	OUTPUTS
DCBATOUT	+VCC_CORE 1.3V 44A
	+VID 1.2V 0.3A

SI3012 35	
2D5V_S3	1D5V_S0
LP2995 35	
2D5V_S3	1D25V_S0

MAXIM CHARGER MAX1645 37	
INPUTS	OUTPUTS
DCBATOUT	BT+ 18V 4.0A
	UP+5V 5V 100mA

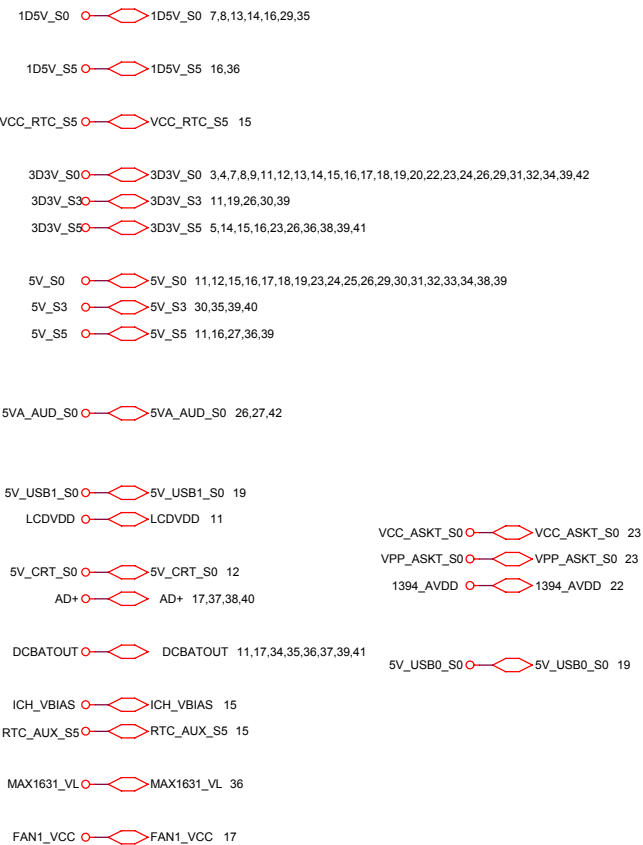
PCB LAYER	
L1:	Signal 1
L2:	GND
L3:	Power
L4:	VCC
L5:	Signal 3
L6:	GND
L7:	Signal 4
L8:	Signal 5

緯創資通 Wistron Corporation
21F, 88, Sec.1, Hsin Tai Wu Rd., Hsichin, Taipei Hsien 221, Taiwan, R.O.C.

Title: **BLOCK DIAGRAM**

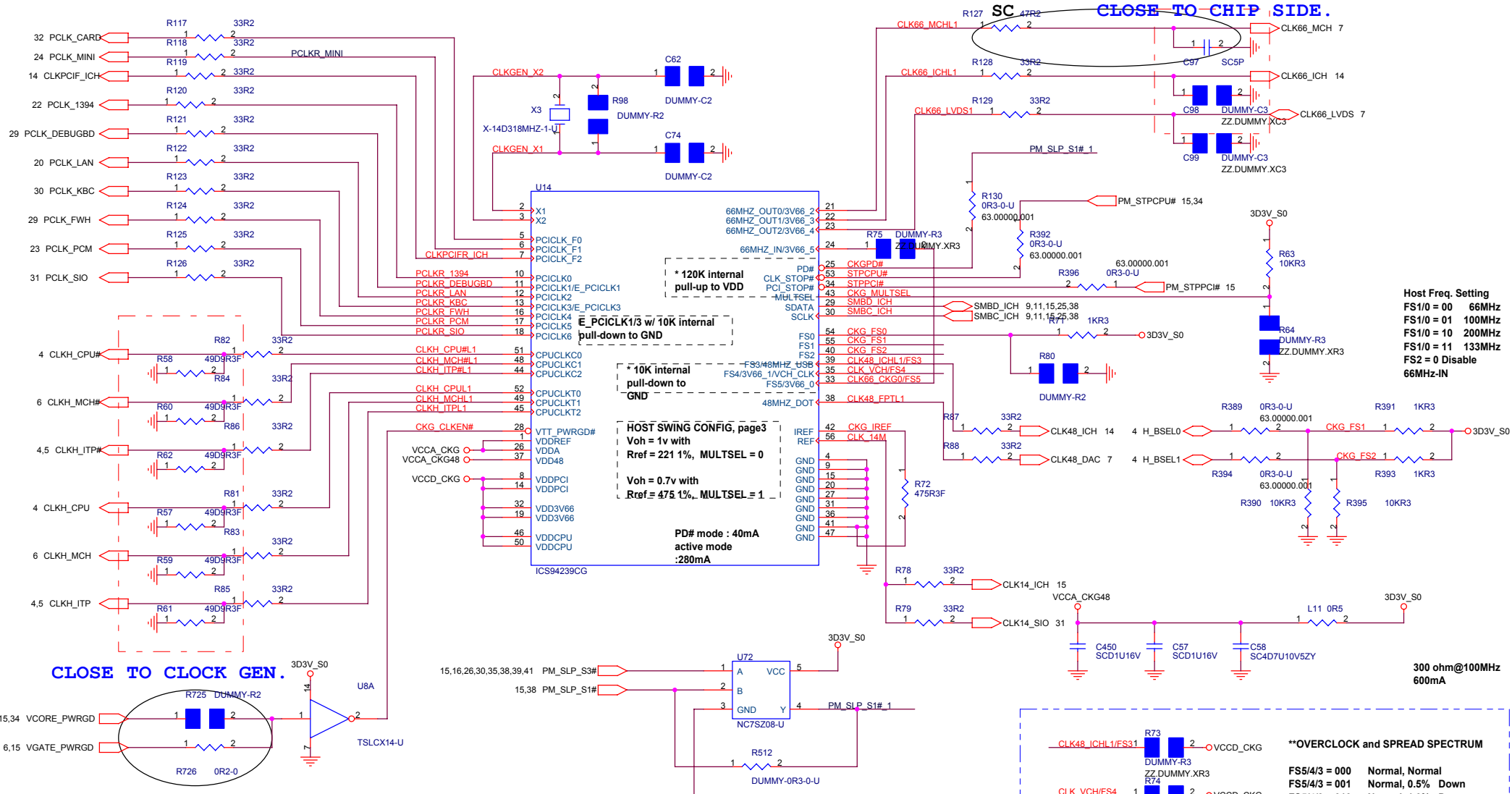
Size: Custom Document Number: B2M Rev: SC

Date: Friday, January 10, 2003 Sheet 1 of 43



PCI DEVICE RESOURCE ASSIGNMENT

	BUS	DEVICE	IDSEL	PCI_REQ#	PCI_GNT#	INT_IRQ#
LAN	1	5	PCI_AD21	REQ#4	GNT#4	IRQD#
CardBus	1	9	PCI_AD25	REQ#1	GNT#1	IRQB#
VIA1394	1	3	PCI_AD19	REQ#0	GNT#0	IRQF#
MiniPCI	1	6	PCI_AD22	REQ#2	GNT#2	IRQC# / IRQE#



Host Freq. Setting

FS1/0 = 00	66MHz
FS1/0 = 01	100MHz
FS1/0 = 10	200MHz
FS1/0 = 11	133MHz
FS2 = 0	Disable
66MHz-IN	

* 120K internal pull-up to VDD

* 10K internal pull-down to GND

HOST SWING CONFIG, page3
 Voh = 1v with
 Rref = 221 1%, MULTSEL = 0
 Voh = 0.7v with
 Rref = 475 1%, MULTSEL = 1

PD# mode : 40mA active mode : 280mA

300 ohm@100MHz 600mA

**OVERCLOCK and SPREAD SPECTRUM

FS5/4/3 = 000	Normal, Normal
FS5/4/3 = 001	Normal, 0.5% Down
FS5/4/3 = 010	Normal, 1.0% Down
FS5/4/3 = 011	Normal, 1.5% Down
FS5/4/3 = 100	Normal, 0.5% Center
FS5/4/3 = 101	Normal, 0.75% Center
FS5/4/3 = 110	+5%, 0.35% Center
FS5/4/3 = 111	+10%, 0.35% Center

Functionality

BIT			CPUCLK	3V66	66Buff[2:0]	66MHz_IN	PCICLK_F
FS2	FS1	FS0	MHz	MHz	MHz	MHz	MHz
0	0	0	66.66	66.66	66.66	33.33	33.33
0	0	1	100.00	66.66	66.66	33.33	33.33
0	1	0	200.00	66.66	66.66	33.33	33.33
0	1	1	133.33	66.66	66.66	33.33	33.33
1	0	0	66.66	66.66	66MHz_IN	Input	66MHz_IN/2
1	0	1	100.00	66.66	66MHz_IN	Input	66MHz_IN/2
1	1	0	200.00	66.66	66MHz_IN	Input	66MHz_IN/2
1	1	1	133.33	66.66	66MHz_IN	Input	66MHz_IN/2

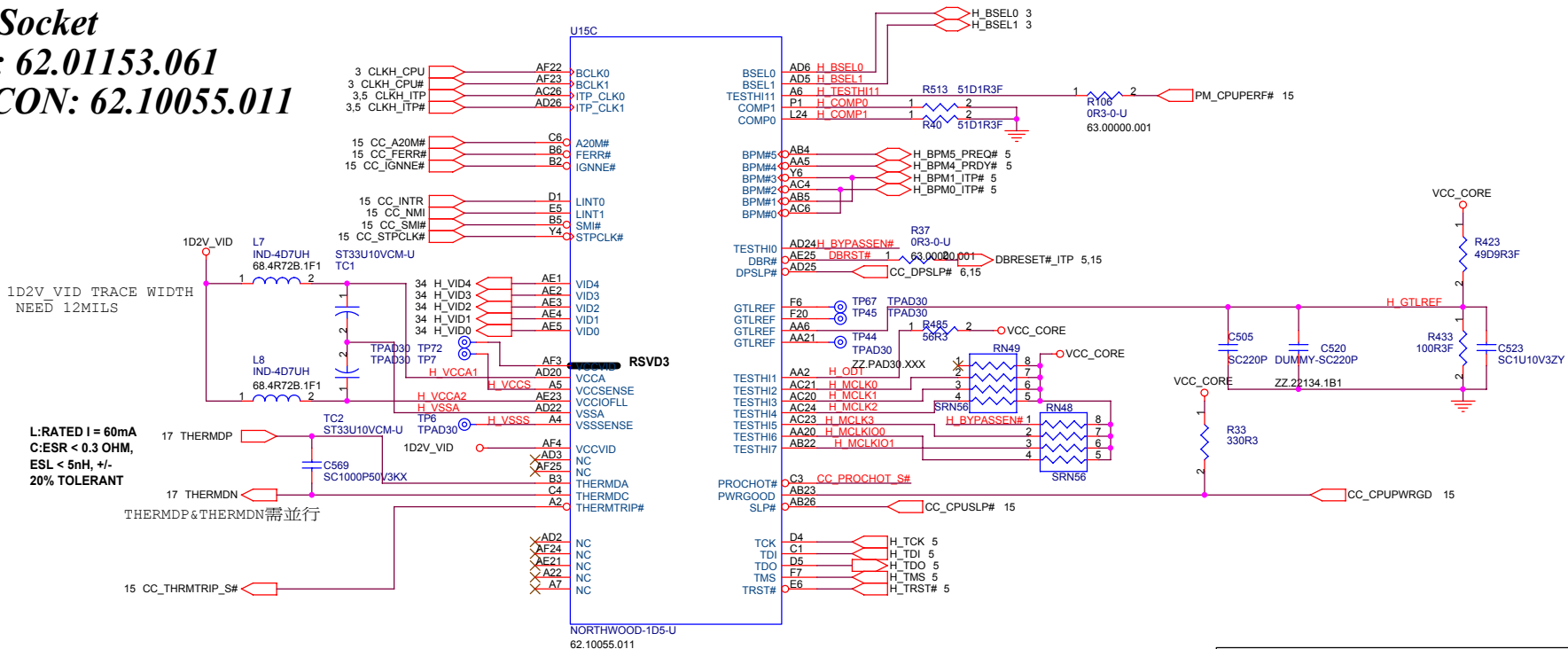
緯創資通 Wistron Corporation
 21F, 88, Sec.1, Hsin Tai Wu Rd., Hsichih, Taipei Hsien 221, Taiwan, R.O.C.

Title: **Clock Generator - ICS94239C**

Size: Custom Document Number: B2M Rev: SC

Date: Thursday, January 16, 2003 Sheet 3 of 43

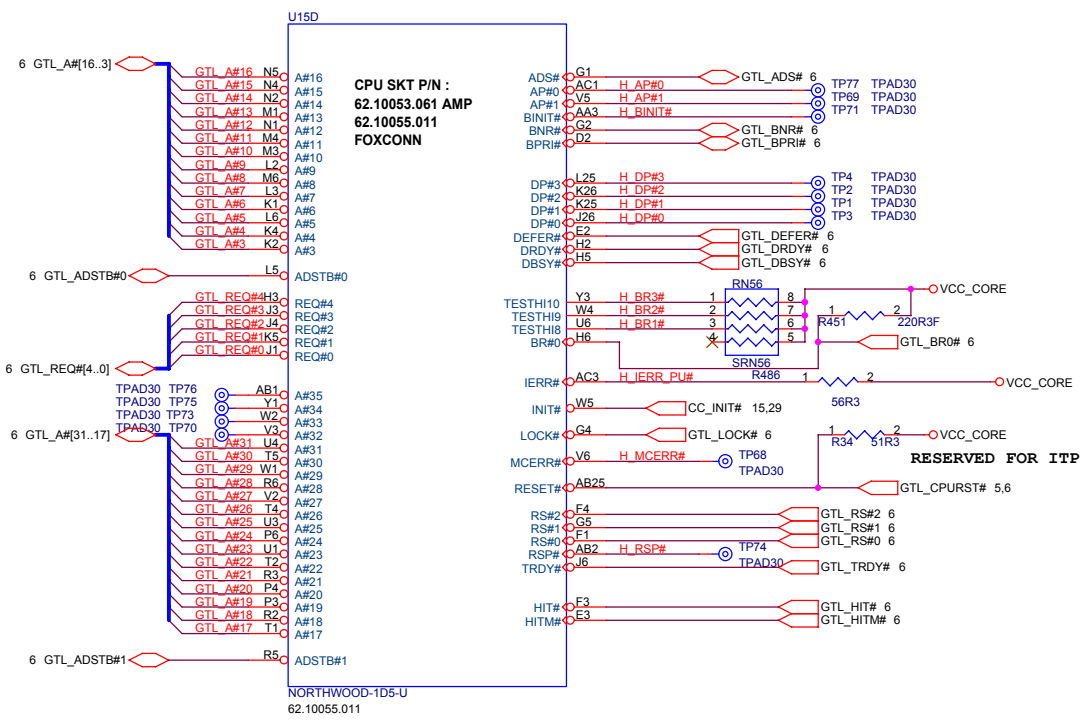
CPU Socket
AMP: 62.01153.061
FOXCON: 62.10055.011



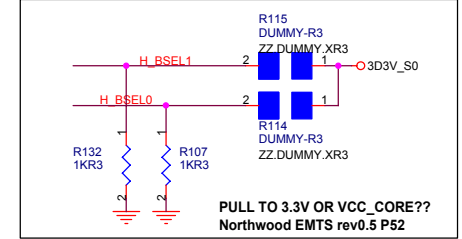
1D2V_VID TRACE WIDTH
NEED 12MILS

L: RATED I = 60mA
 C: ESL < 0.3 OHM,
 ESL < 5nH, +/-
 20% TOLERANT

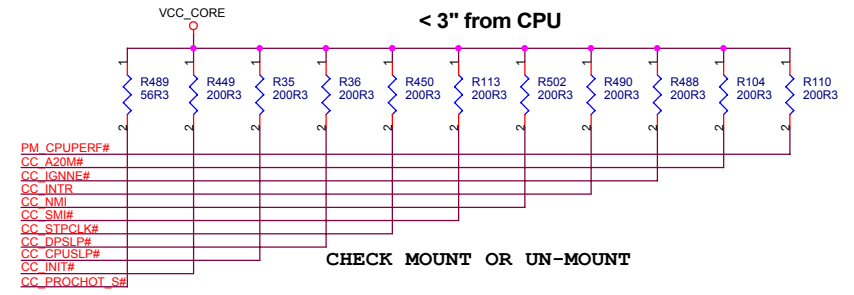
THERMDP & THERMDN 需并行



CPU SKT P/N :
62.10053.061 AMP
62.10055.011
FOXCONN

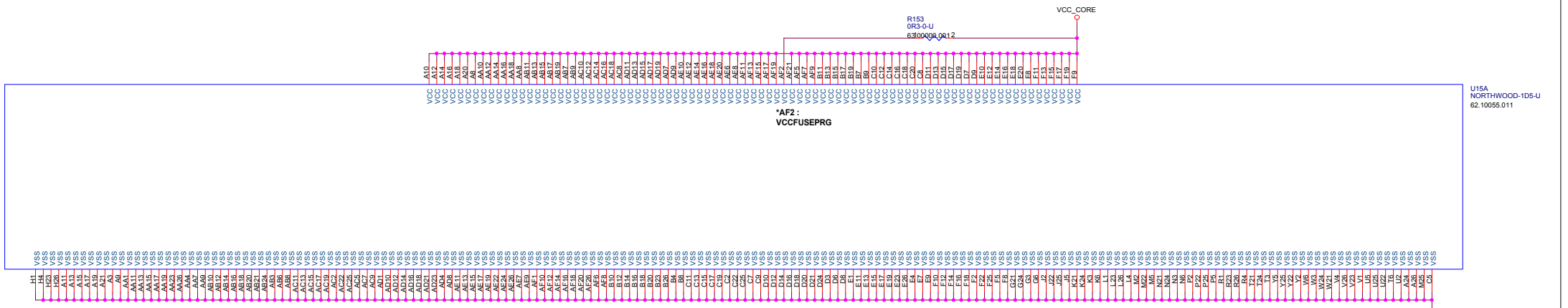


PULL TO 3.3V OR VCC_CORE??
 Northwood EMTS rev0.5 P52



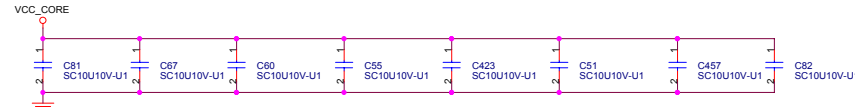
CHECK MOUNT OR UN-MOUNT

緯創資通 Wistron Corporation		21F, 8B, Sec.1, Hsin Tai Wu Rd., Hsichih, Taipei Hsien 221, Taiwan, R.O.C.	
P4-M Northwood / CELERON CPU 1/2			
Title	Document Number	Rev	
A3	B2M	SC	
Date: Thursday, January 16, 2003	Sheet 4	of 43	

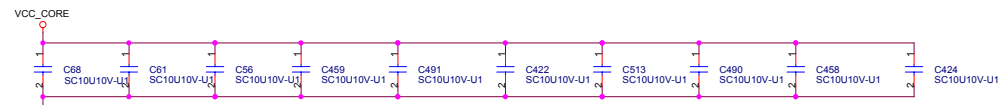


U15A
NORTHWOOD-105-U
62.10055.011

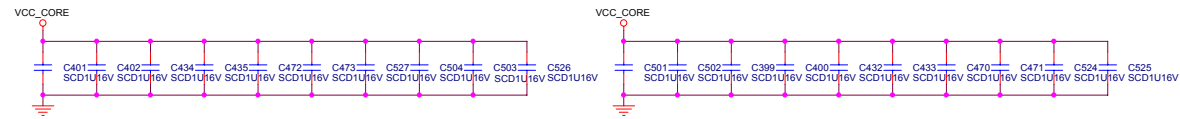
10U/X7R 1210 DECOUPLING CAPS
8X IN SOCKET CAVITY
10X IN CRB



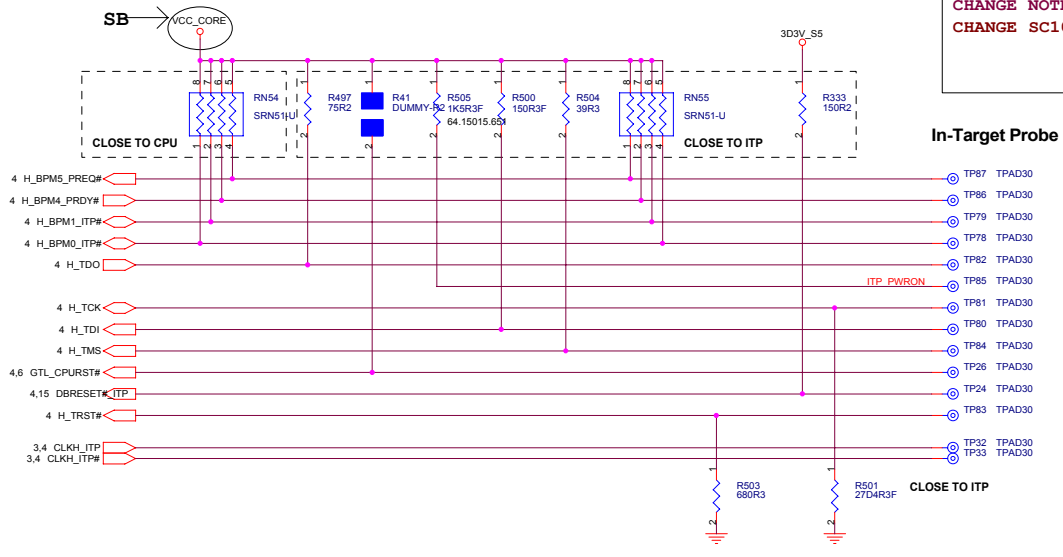
10U/X7R 1210 DECOUPLING CAPS
10X AROUND SOCKET
28X IN CRB



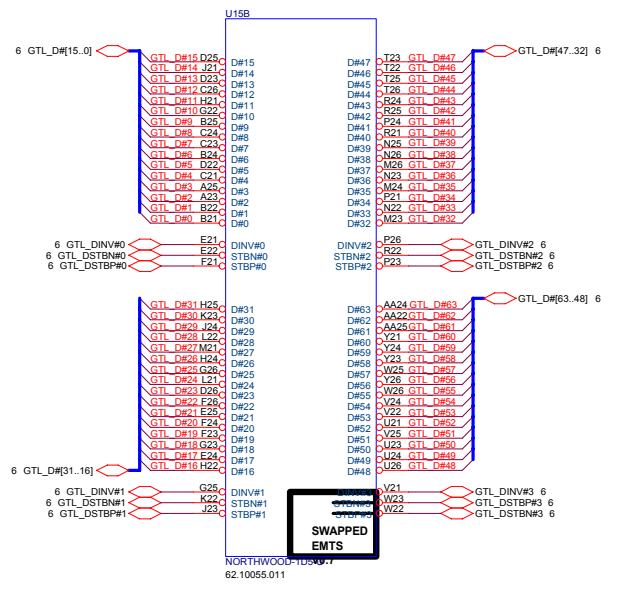
0.1U/X5R 0603 DECOUPLING CAPS
20X AROUND SOCKET
0.47U/X5R 0603 10X IN CRB



CHANGE NOTES
CHANGE SC10U10V-U P/N: 78.10613.2A1 (1210) (X7R)
P/N: 78.10620.221 (1206) (X7R)
P/N: 78.10610.521 (1206) (X5R)

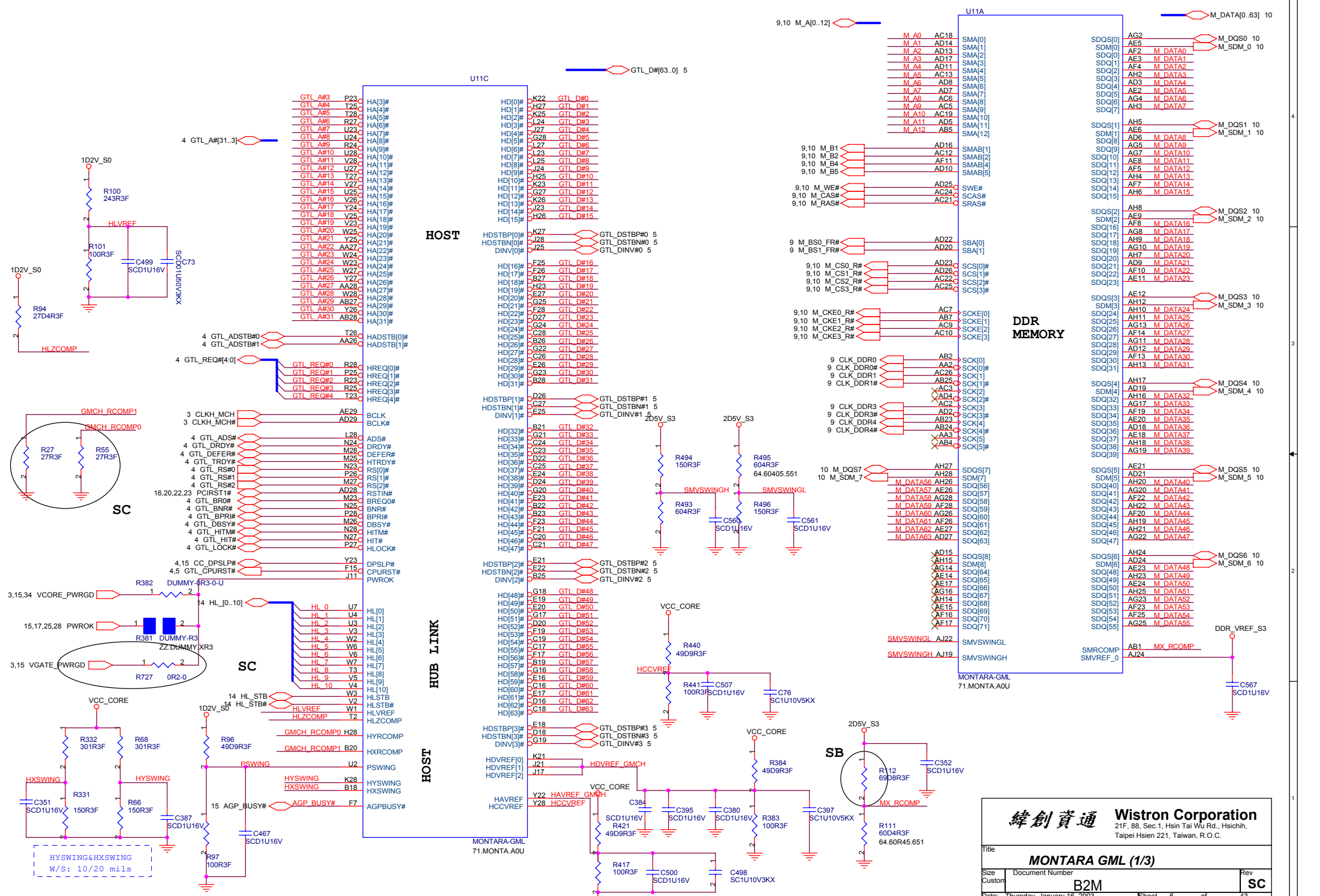


In-Target Probe



緯創資通 Wistron Corporation
 21F, 88, Sec.1, Hsin Tai Wu Rd., Hsichih,
 Taipei Hsien 221, Taiwan, R.O.C.

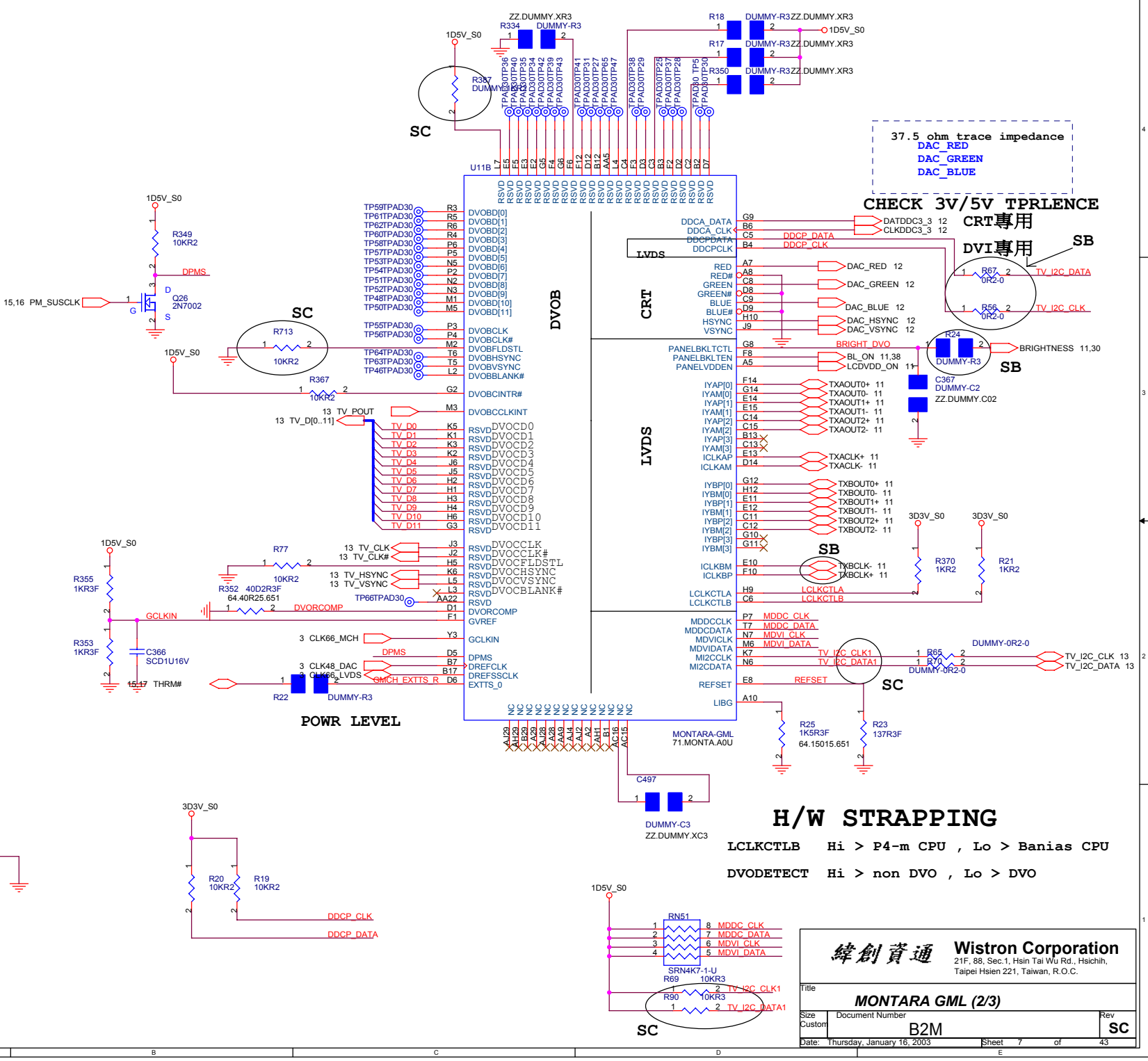
Title		P4-M Northwood / CELERON CPU 2/2	
Size	Document Number	Rev	
Custom	B2M	SC	
Date	Thursday, January 16, 2003	Sheet	5 of 43



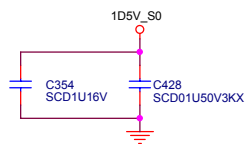
緯創資通		Wistron Corporation	
21F, 88, Sec.1, Hsin Tai Wu Rd., Hsichih, Taipei Hsien 221, Taiwan, R.O.C.			
MONTARA GML (1/3)			
Title	Document Number	Rev	
	B2M	SC	
Date: Thursday, January 16, 2003	Sheet 6	of 43	

U11E

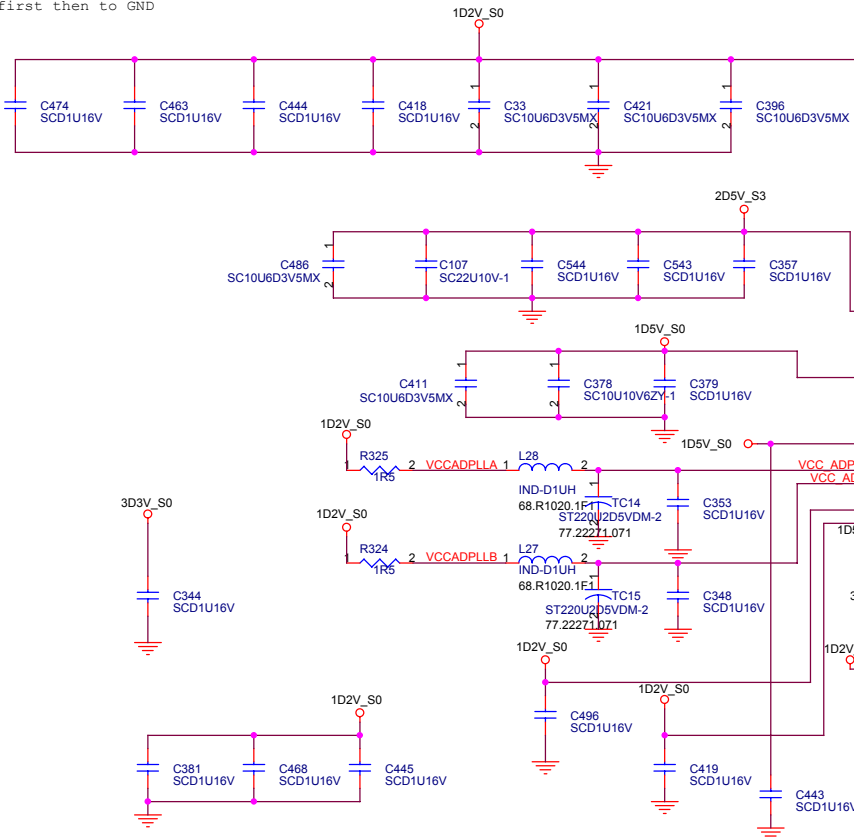
AA29	VSS	AE13	VSS
W29	VSS	AB13	VSS
U29	VSS	U13	VSS
N29	VSS	R13	VSS
L29	VSS	N13	VSS
J29	VSS	H13	VSS
G29	VSS	F13	VSS
E29	VSS	D13	VSS
C29	VSS	A13	VSS
AE28	VSS	AI12	VSS
AC28	VSS	AG12	VSS
E28	VSS	AA12	VSS
D28	VSS	J12	VSS
AJ27	VSS	AJ11	VSS
AS27	VSS	AC11	VSS
AC27	VSS	AB11	VSS
F27	VSS	H11	VSS
A27	VSS	F11	VSS
AJ26	VSS	D11	VSS
AB26	VSS	AJ10	VSS
W26	VSS	TP62TPAD30	R6
U26	VSS	TP60TPAD30	R4
R26	VSS	TP58TPAD30	P6
N26	VSS	TP57TPAD30	P5
L26	VSS	TP53TPAD30	N6
G26	VSS	TP54TPAD30	N2
C26	VSS	TP51TPAD30	N3
E26	VSS	TP52TPAD30	M1
AA25	VSS	TP50TPAD30	M5
D25	VSS	TP55TPAD30	P3
A25	VSS	TP56TPAD30	P4
AG24	VSS	TP64TPAD30	M2
AA24	VSS	TP63TPAD30	T5
V24	VSS	TP46TPAD30	L2
M24	VSS		
K24	VSS		
H24	VSS		
F24	VSS		
B24	VSS		
AJ23	VSS		
AC23	VSS		
AE23	VSS		
D23	VSS		
A23	VSS		
AE22	VSS		
W22	VSS		
U22	VSS		
N22	VSS		
L22	VSS		
J22	VSS		
F22	VSS		
C22	VSS		
AG21	VSS		
AB21	VSS		
AA21	VSS		
Y21	VSS		
V21	VSS		
T21	VSS		
P21	VSS		
M21	VSS		
H21	VSS		
D21	VSS		
F20	VSS		
AE19	VSS		
AB19	VSS		
H19	VSS		
D19	VSS		
AG18	VSS		
AA18	VSS		
J18	VSS		
F18	VSS		
AC17	VSS		
AB17	VSS		
U17	VSS		
R17	VSS		
N17	VSS		
H17	VSS		
D17	VSS		
A17	VSS		
AE16	VSS		
AA16	VSS		
T16	VSS		
P16	VSS		
J16	VSS		



緯創資通 Wistron Corporation
 21F, 88, Sec. 1, Hsin Tai Wu Rd., Hsichih,
 Taipei Hsien 221, Taiwan, R.O.C.



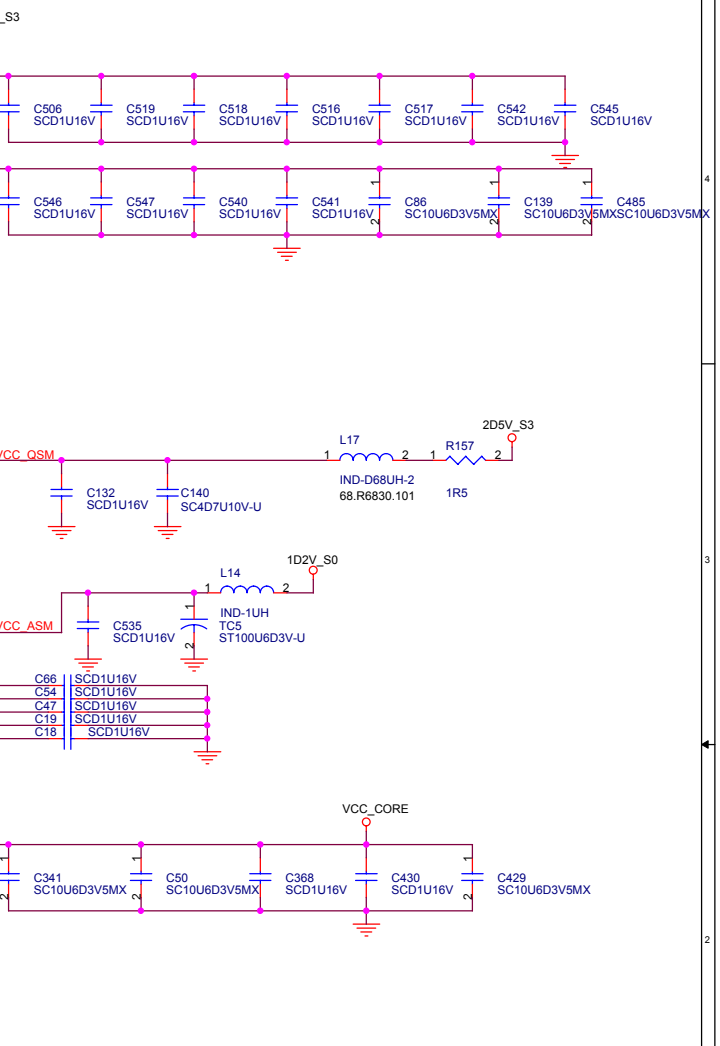
This two cap should connect to VSSADAC first then to GND



- P9 VCCDVO
- M9 VCCDVO
- K9 VCCDVO
- R8 VCCDVO
- N8 VCCDVO
- M8 VCCDVO
- L8 VCCDVO
- J8 VCCDVO
- H7 VCCDVO
- E6 VCCDVO
- M4 VCCDVO
- VCCDVO
- J4 VCCDVO
- E4 VCCDVO
- N1 VCCDVO
- J1 VCCDVO
- E1 VCCDVO
- W21 VCC
- AA19 VCC
- AA17 VCC
- T17 VCC
- P17 VCC
- U16 VCC
- R16 VCC
- N16 VCC
- AA15 VCC
- T15 VCC
- P15 VCC
- J15 VCC
- VCC
- U14 VCC
- R14 VCC
- H14 VCC
- T13 VCC
- P13 VCC
- A12 VCCTXLVDS
- D10 VCCTXLVDS
- B10 VCCTXLVDS
- F9 VCCTXLVDS
- B15 VCCDLVDS
- B14 VCCDLVDS
- J13 VCCDLVDS
- G13 VCCDLVDS
- A11 VCCALVDS
- A6 VCCADPLLA
- B16 VCCADPLLB
- D29 VCCAGPLL
- B9 VCCADAC
- A9 VCCADAC
- A3 VCCGPIO
- A4 VCCGPIO
- V9 VCCHL
- W8 VCCHL
- U8 VCCHL
- V7 VCCHL
- U6 VCCHL
- W5 VCCHL
- Y1 VCCHL
- V1 VCCHL

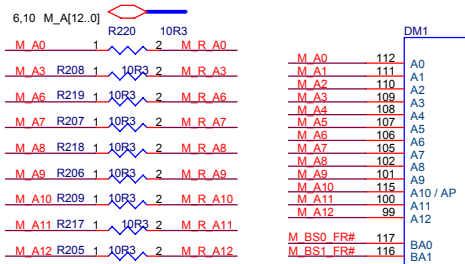
- VCCSM AG29
- VCCSM AF29
- VCCSM AC29
- VCCSM AF27
- VCCSM AJ26
- VCCSM AF24
- VCCSM AB22
- VCCSM AJ21
- VCCSM AF21
- VCCSM AB20
- VCCSM AF18
- VCCSM AB18
- VCCSM AB18
- VCCSM AJ17
- VCCSM AB16
- VCCSM AF15
- VCCSM AB14
- VCCSM AJ13
- VCCSM AA13
- VCCSM AF12
- VCCSM AB12
- VCCSM AA11
- VCCSM AB10
- VCCSM AJ9
- VCCSM AF9
- VCCSM Y9
- VCCSM AB8
- VCCSM AA8
- VCCSM Y7
- VCCSM AF6
- VCCSM AB6
- VCCSM AA6
- VCCSM AJ5
- VCCSM Y4
- VCCSM AF3
- VCCSM AB3
- VCCSM AG1
- VCCSM AC1
- VCCQSM AJ8
- VCCQSM AJ6
- VCCASM AF1
- VCCASM AD1
- VTTHF V29
- VTTHF M29
- VTTHF H29
- VTTHF A24
- VTTHF A22
- VTTLF AB29
- VTTLF Y29
- VTTLF K29
- VTTLF F29
- VTTLF A26
- VTTLF V22
- VTTLF T22
- VTTLF P22
- VTTLF M22
- VTTLF H22
- VTTLF U21
- VTTLF R21
- VTTLF N21
- VTTLF L21
- VTTLF A20
- VTTLF J19
- VTTLF H18
- VTTLF A18
- VTTLF H16
- VTTLF G15

MONTEARA-GML
71.MONTAA0U

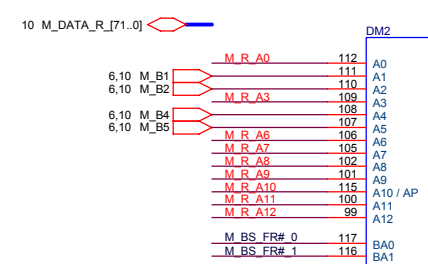
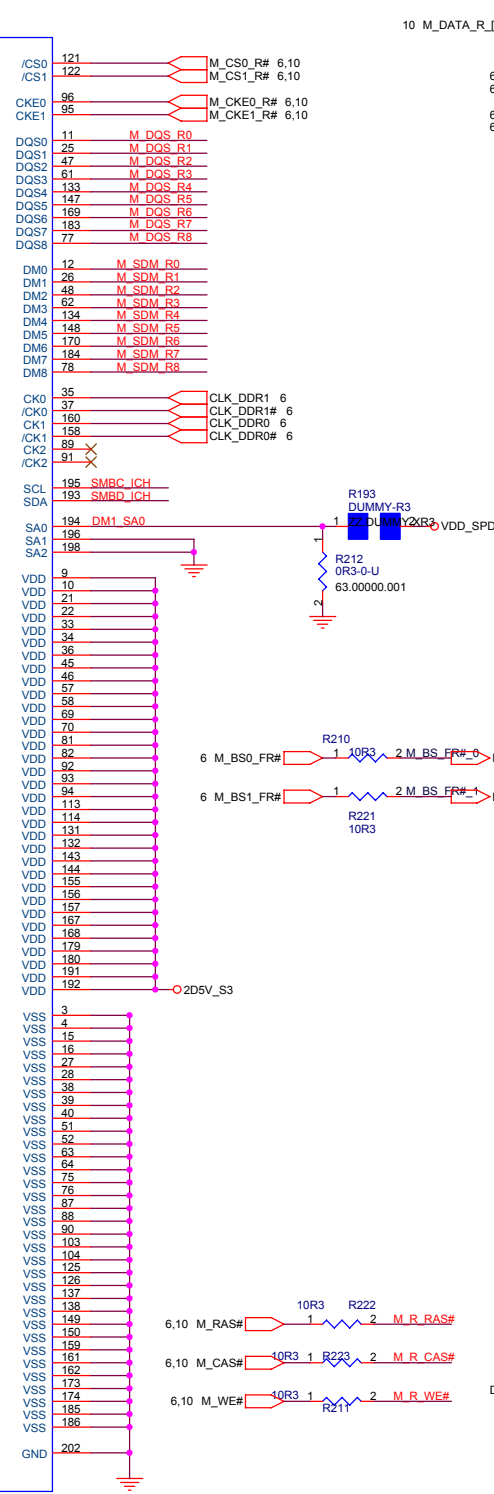


緯創資通 Wistron Corporation
21F, 88, Sec. 1, Hsin Tai WJ Rd., Hsichih,
Taipei Hsien 221, Taiwan, R.O.C.

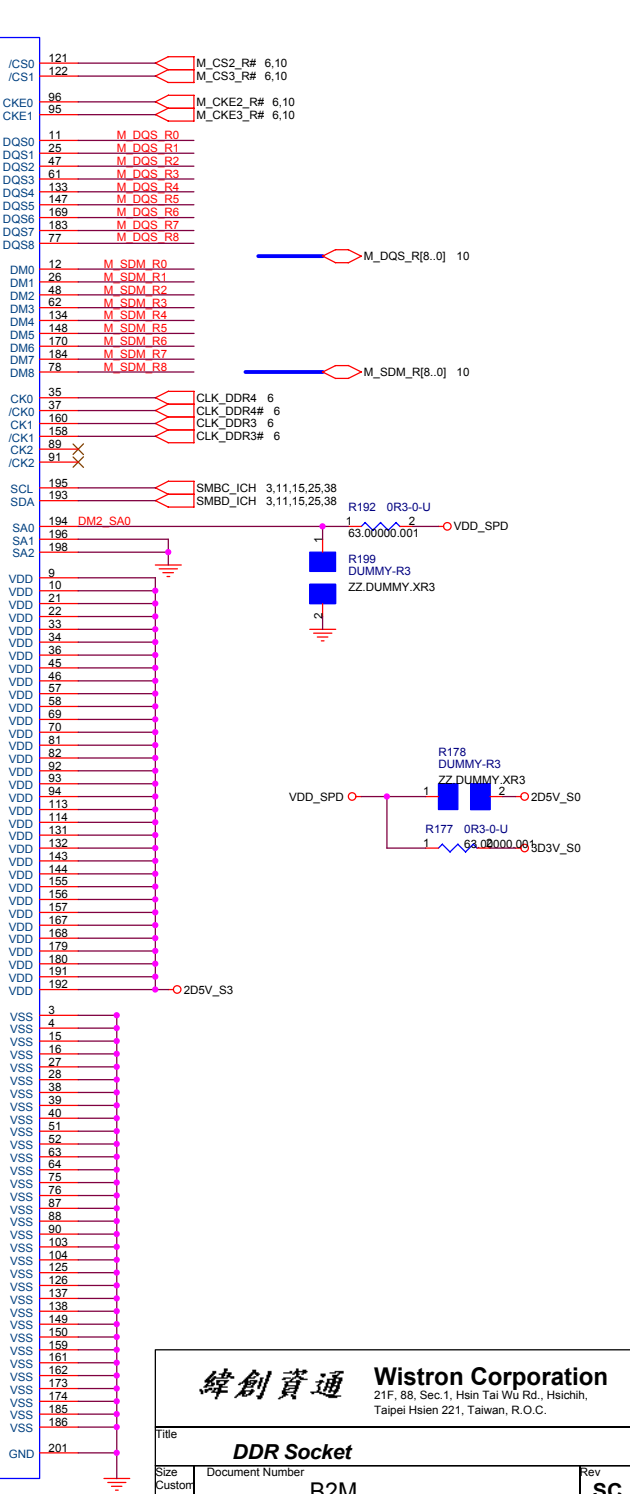
Title		MONTEARA GML (3/3)	
Size	Document Number	Rev	
A3	B2M	SC	
Date: Thursday, January 16, 2003		Sheet 8 of 43	



NORMAL TYPE



REVERSE TYPE



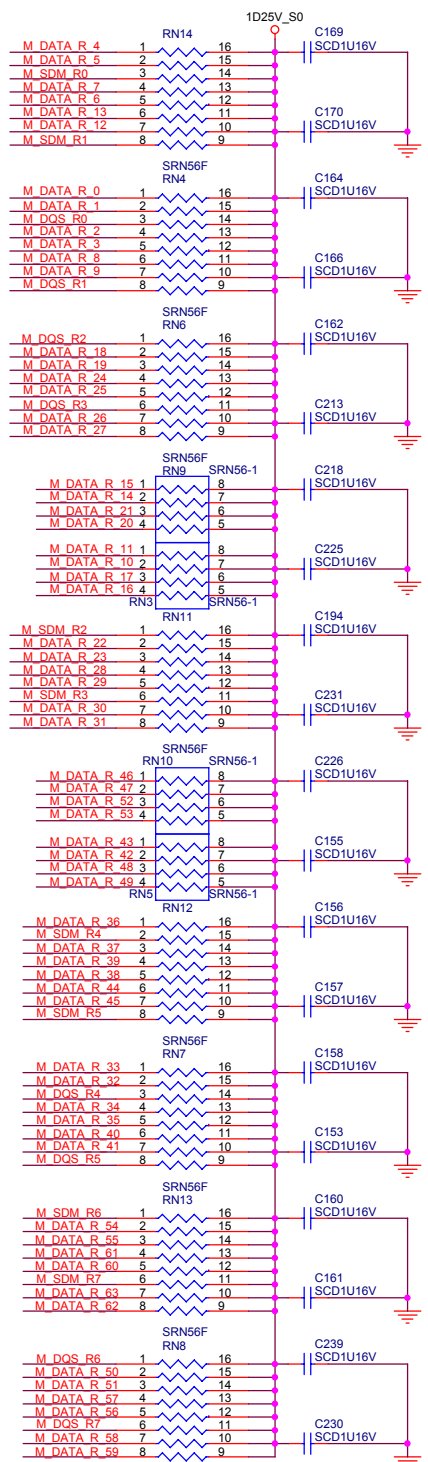
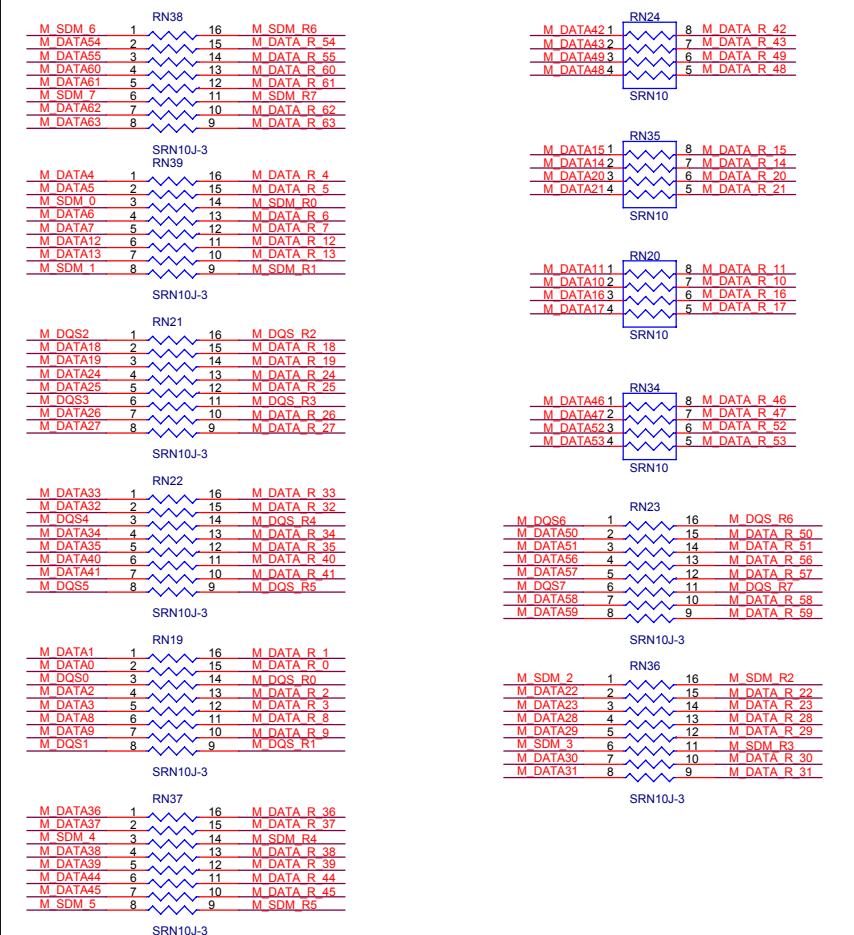
緯創資通 Wistron Corporation
 21F, 88, Sec.1, Hsin Tai Wu Rd., Hsichih,
 Taipei Hsien 221, Taiwan, R.O.C.

Title: **DDR Socket**

Size	Document Number	Rev
Custom	B2M	SC

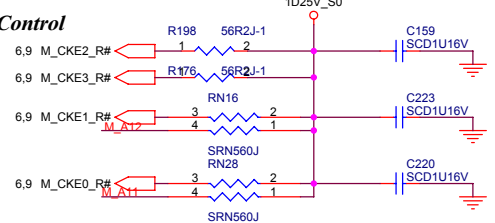
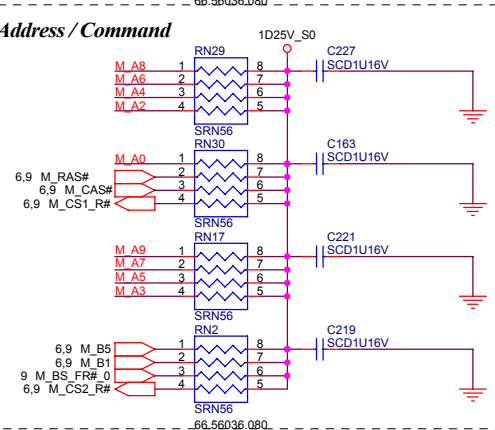
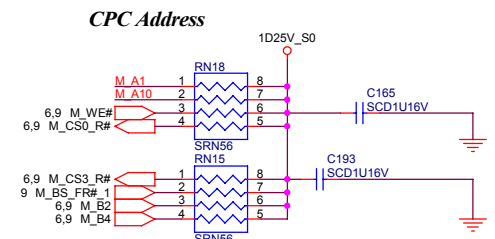
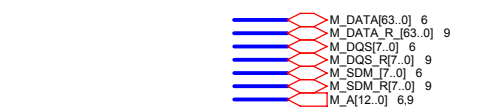
Date: Thursday, January 16, 2003 Sheet 9 of 43

SERIES DAMPING

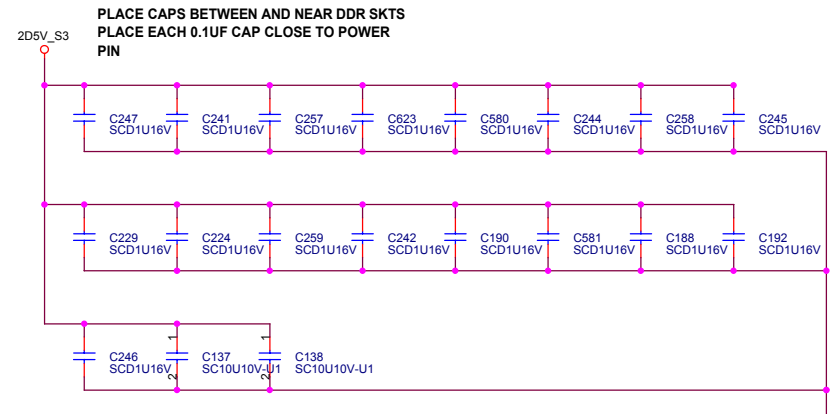


PARALLEL TERMINATION

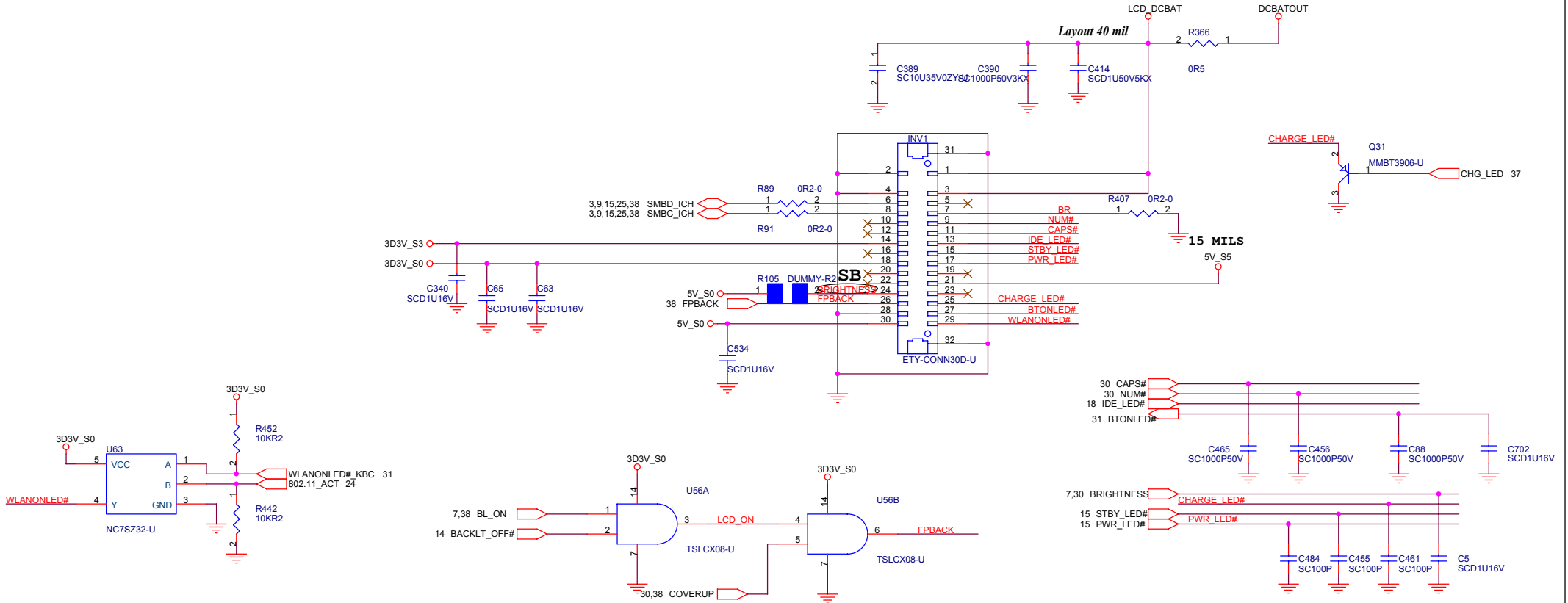
PULL HIGH STUBS < 0.8", PLACE RPs CLOSE TO DM2
NO EQUAL LENGTH LIMITATION



緯創資通		Wistron Corporation	
		21F, 88, Sec.1, Hsin Tai Wu Rd., Hsichih, Taipei Hsien 221, Taiwan, R.O.C.	
Title			
DDR Serial/Terminator Resistor			
Size	Document Number	Rev	
A3	B2M	SC	
Date:	Thursday, January 16, 2003	Sheet	10 of 43

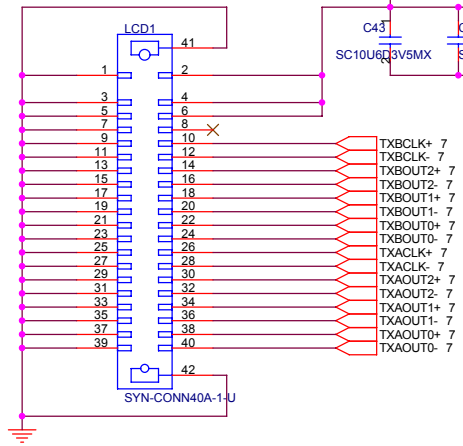
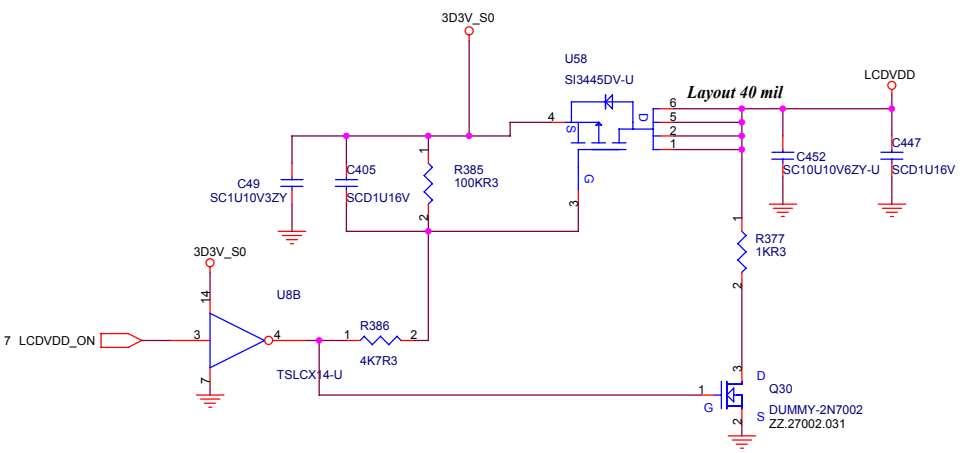


LCD / INVERTER INTERFACE



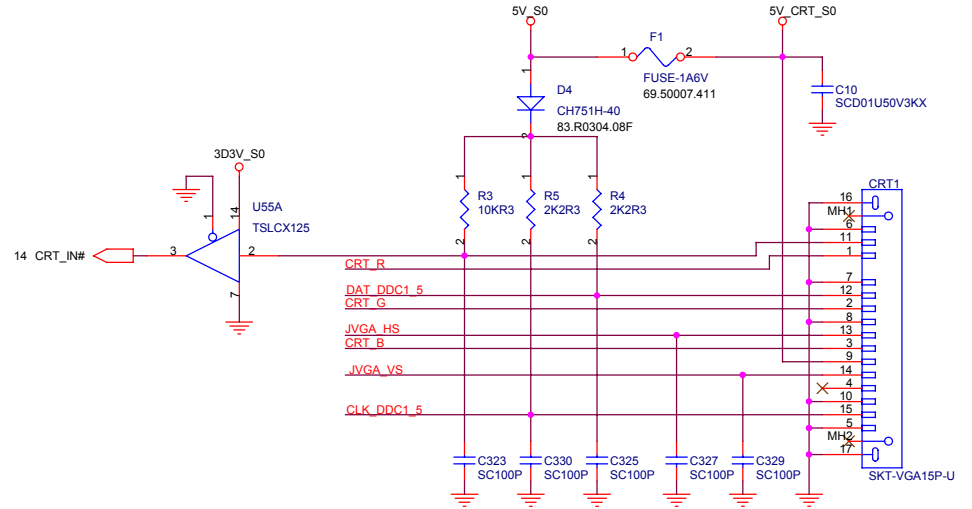
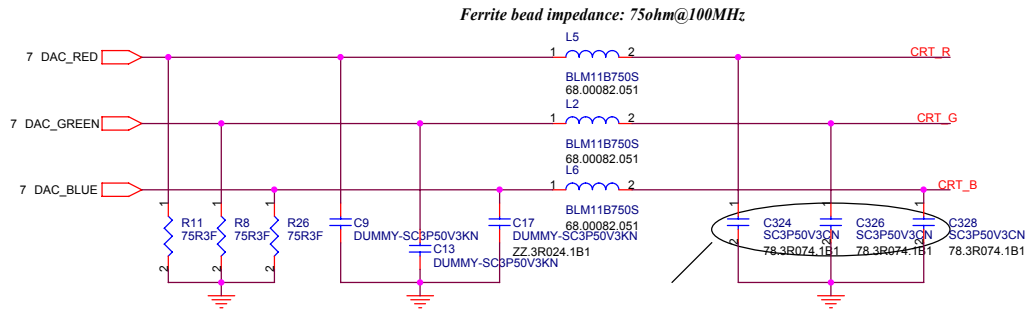
LCD CONN

TOP VIEW



Wistron Corporation 21F, 88, Sec.1, Hsin Tai Wu Rd., Hsichih, Taipei Hsien 221, Taiwan, R.O.C.		
Title LCD/Inverter Connector		
Size Custom	Document Number B2M	Rev SC
Date: Thursday, January 16, 2003		Sheet 11 of 43

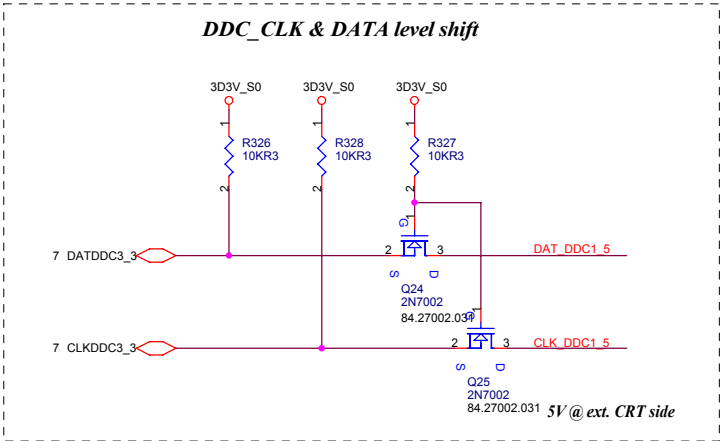
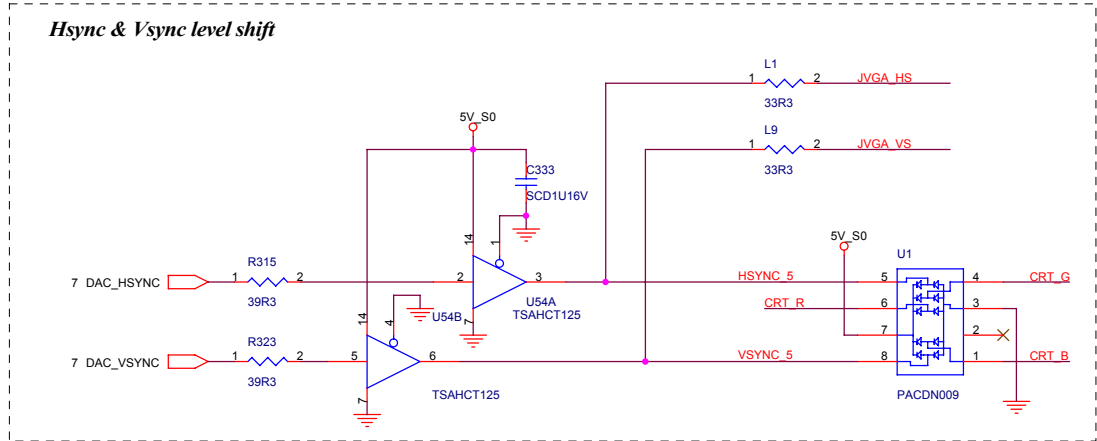
CRT I/F & CONNECTOR

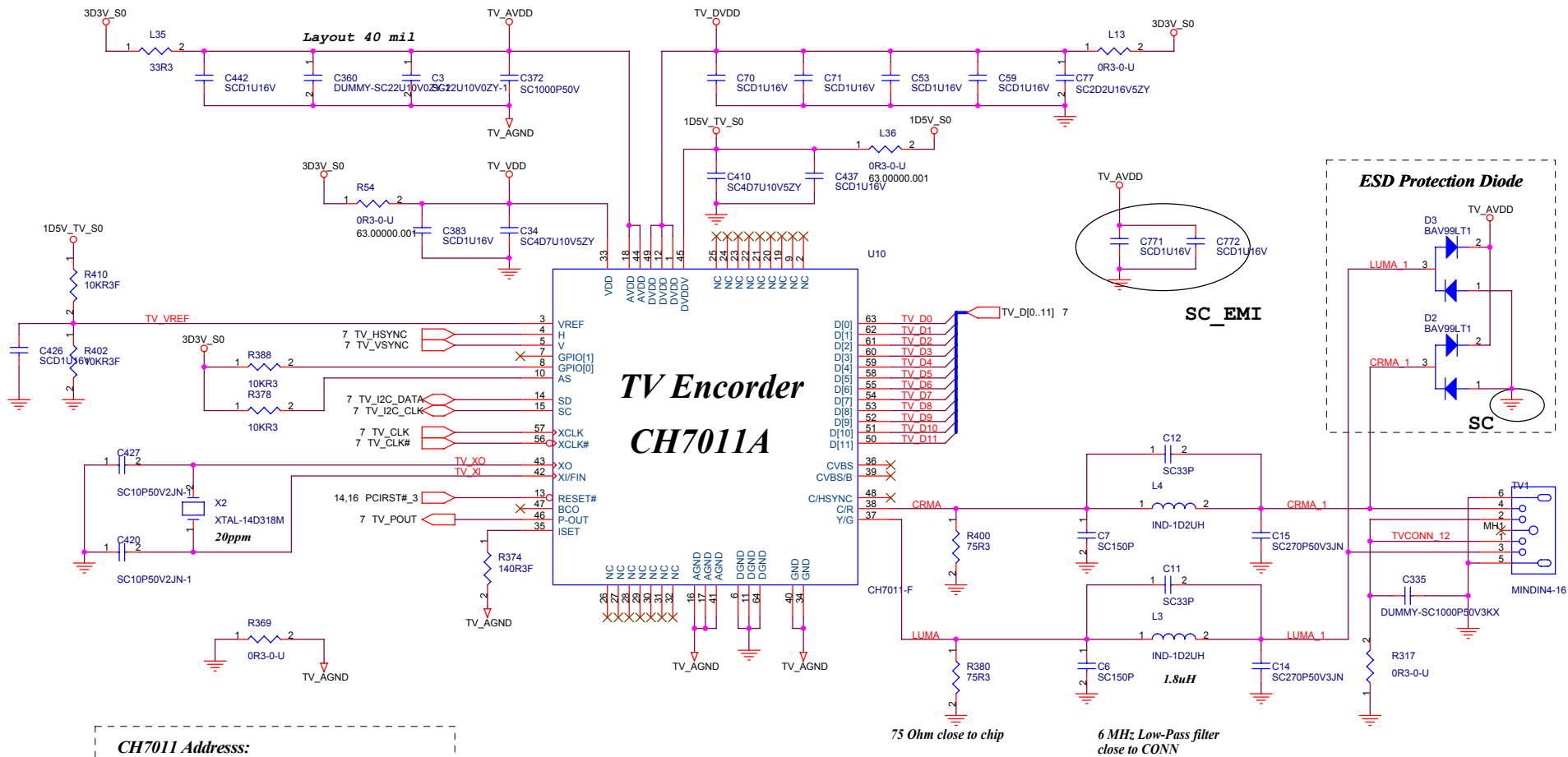


Layout Note:
 * Must be a ground return path between this ground and the ground on the VGA connector.
 * 37.4 1% resistors must be placed at the same place as the RGB 75 Ohm pull-down resistors.

Pi-filter & 75 Ohm pull-down resistors should be as close as to CRT CONN. RGB will hit 75 Ohm first, pi-filter, then CRT CONN.

RDDP 1.0



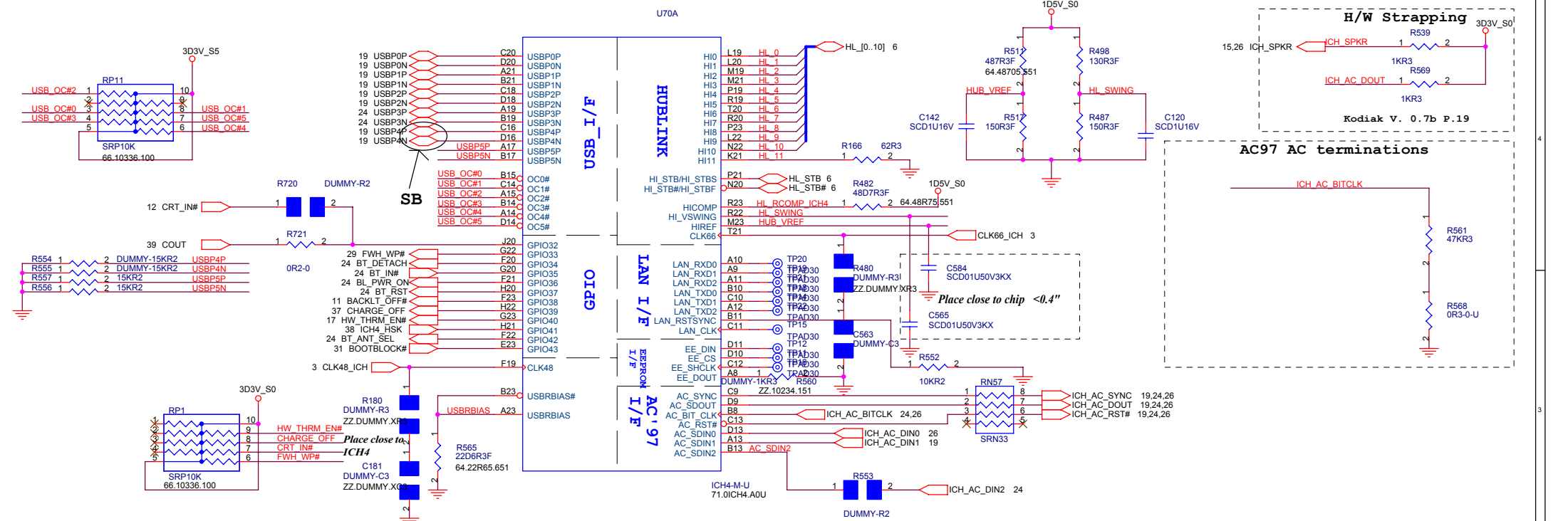


CH7011 Addresss:

- 0X75 AS pull-up (int. pull-up)
- 0X76 AS pull-down

Power up default:

- NTSC GPIO0 pull-up (int. pull-up)
- PAL GPIO0 pull-down



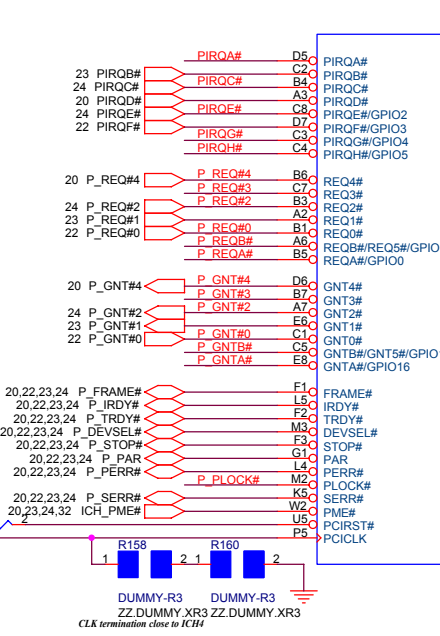
ICH4 Integrated Pull-up and Pull-down Resistors
ICH4 EDS 10429 4.2

EE_DIN, EE_DOUT, PME#, PWRBTN# GNT[B:A]#/GNT[5]#/GPIO[17:16], LAD[3:0]#/FWH[3:0]#, LDRQ[1:0],	ICH4 internal 20K pull-ups
LAN_RXD[2:0]	ICH4 internal 10K pull-ups
AC_BITCLK, AC_RST#, AC_SDIN[2:0], AC_SDOUT, AC_SYNC, DPRSLPVR, SPKR	ICH4 internal 20K pull-downs
USB[5:0][P,N]	ICH4 internal 15K pull-downs
PDD[7]/SDD[7], PDDREQ / SDDREQ	ICH4 internal 11.5K pull-downs
LANCLK	ICH4 internal 100K pull-downs

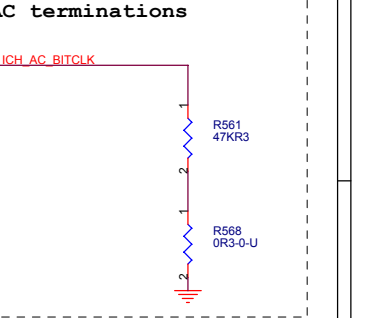
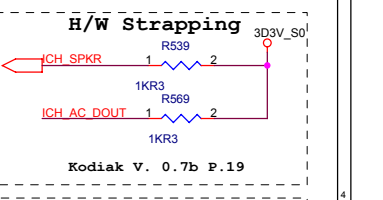
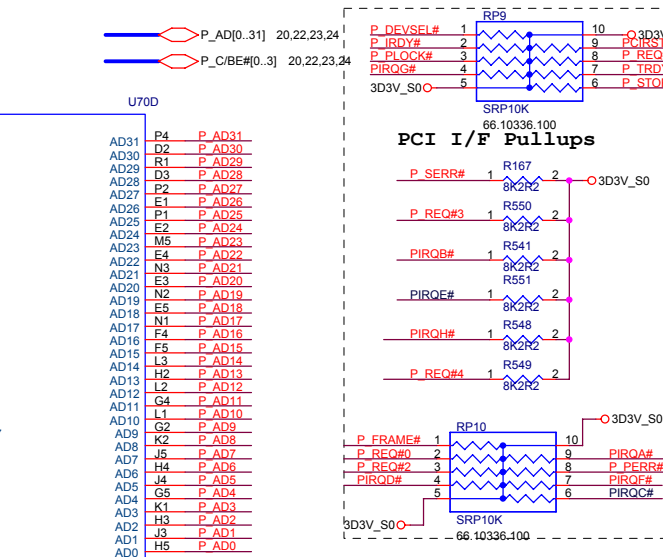
ICH4 IDE Integrated Series Termination Resistors

PDD[15:0], SDD[15:0], PDIOW#, SDIOW#, PDIOR#, PDIOW#, PDREQ, SDREQ, PDDACK#, SDDACK#, PIORDY, SIORDY, PDA[2:0], SDA[2:0], PDCS1#, SDSCS1#, PDCS3#, SDSCS3#, IRQ14, IRQ15,	approximately 33 ohm
---	----------------------

PCI



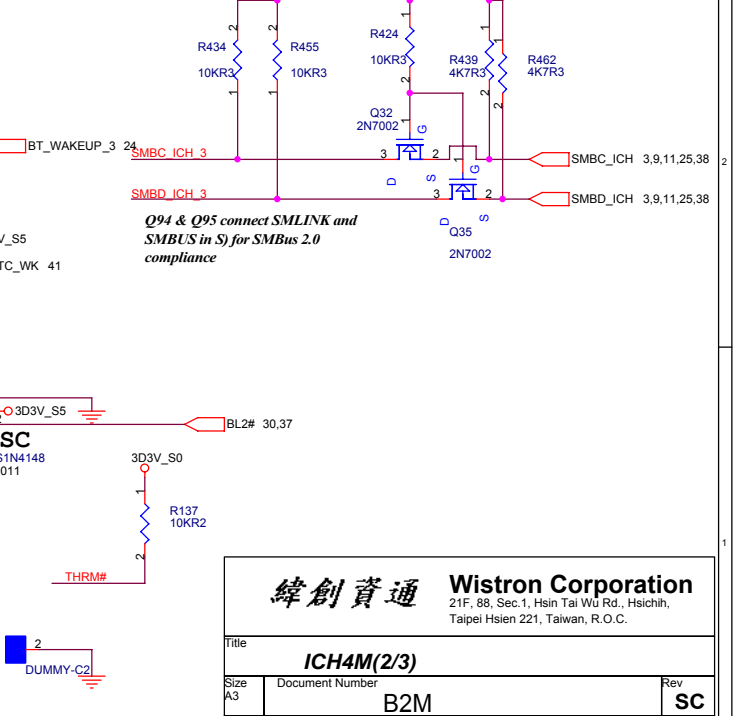
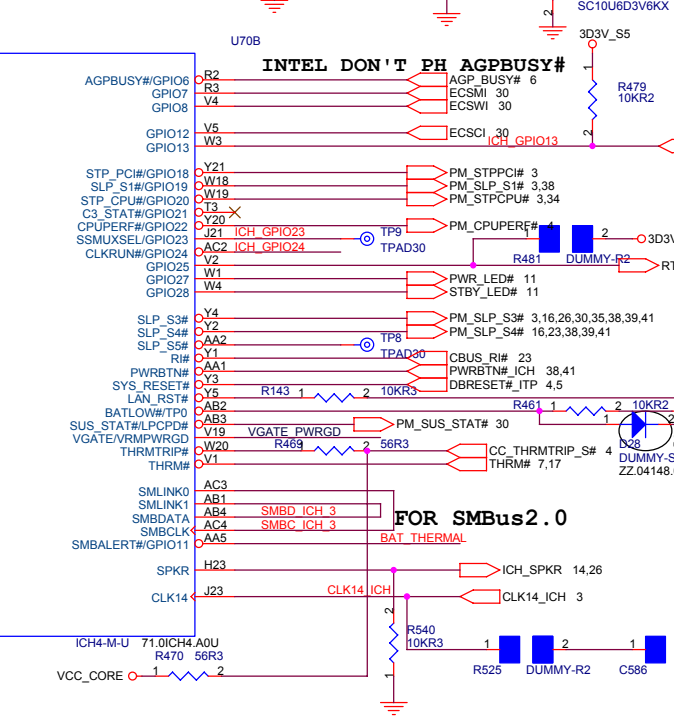
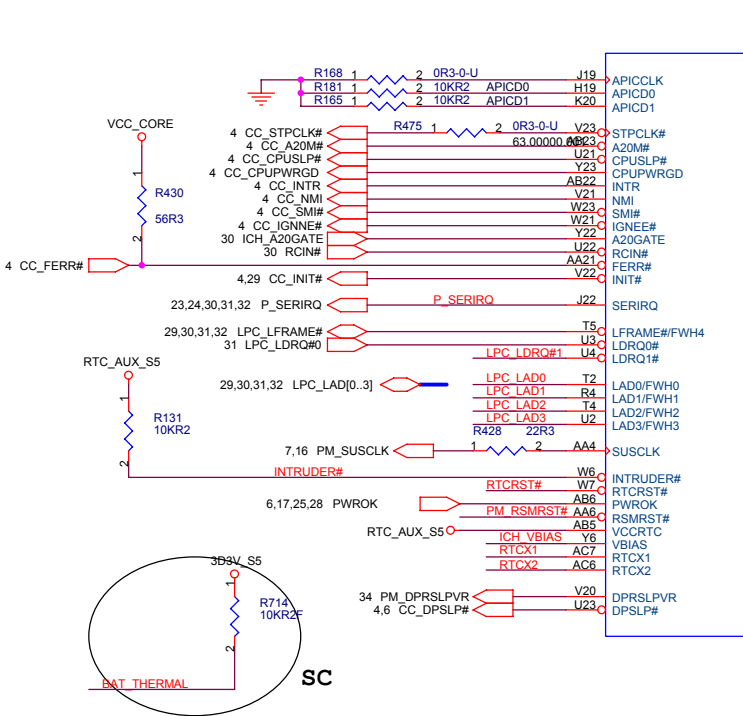
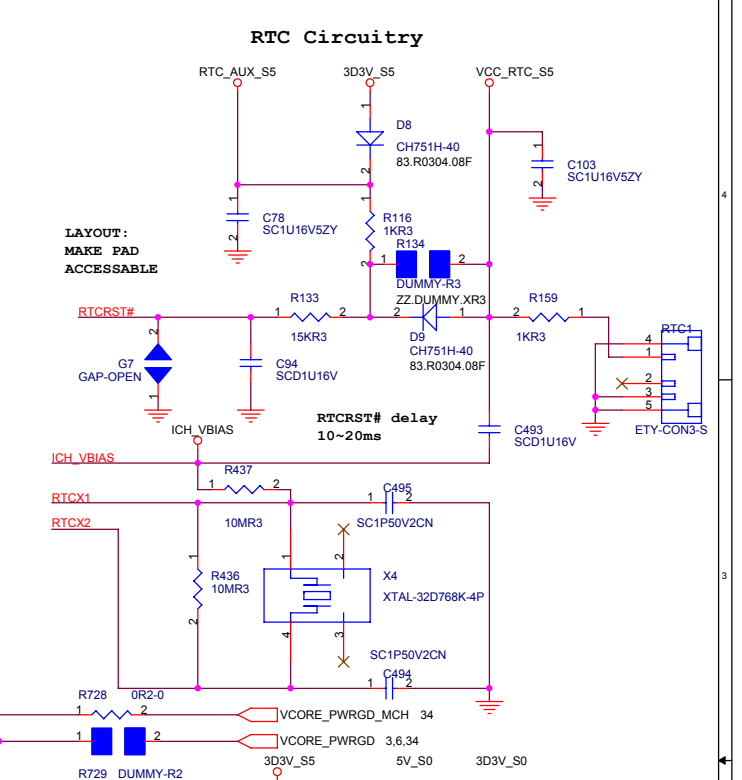
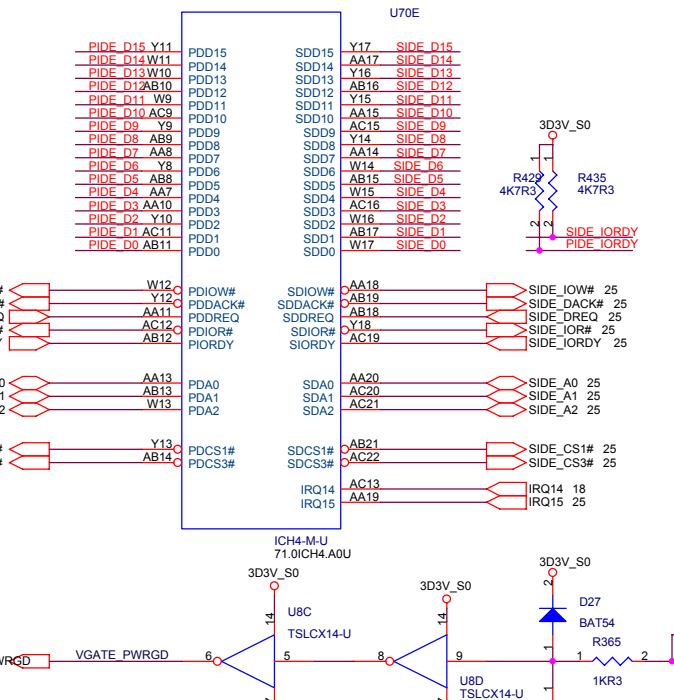
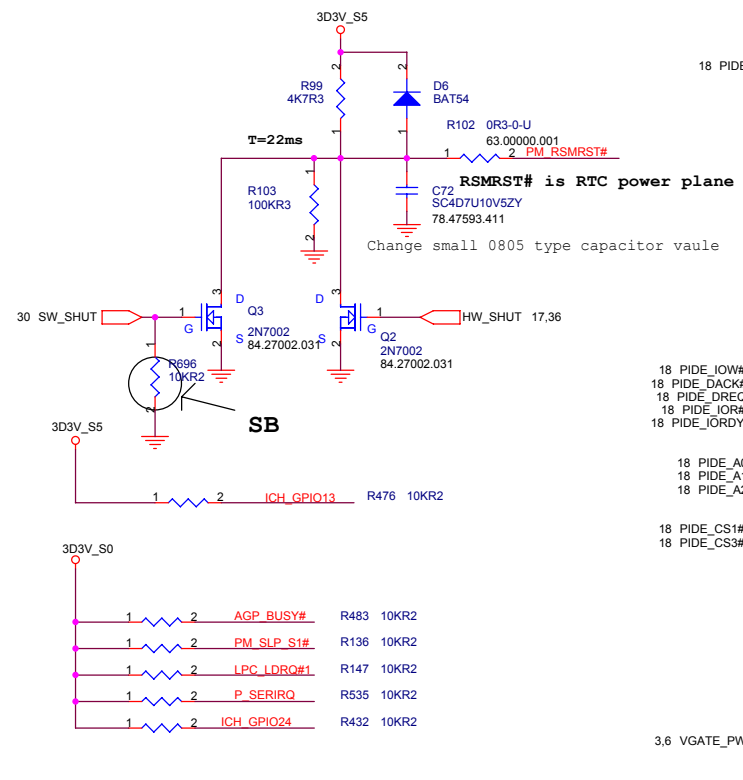
Interrupt I/F Pullups

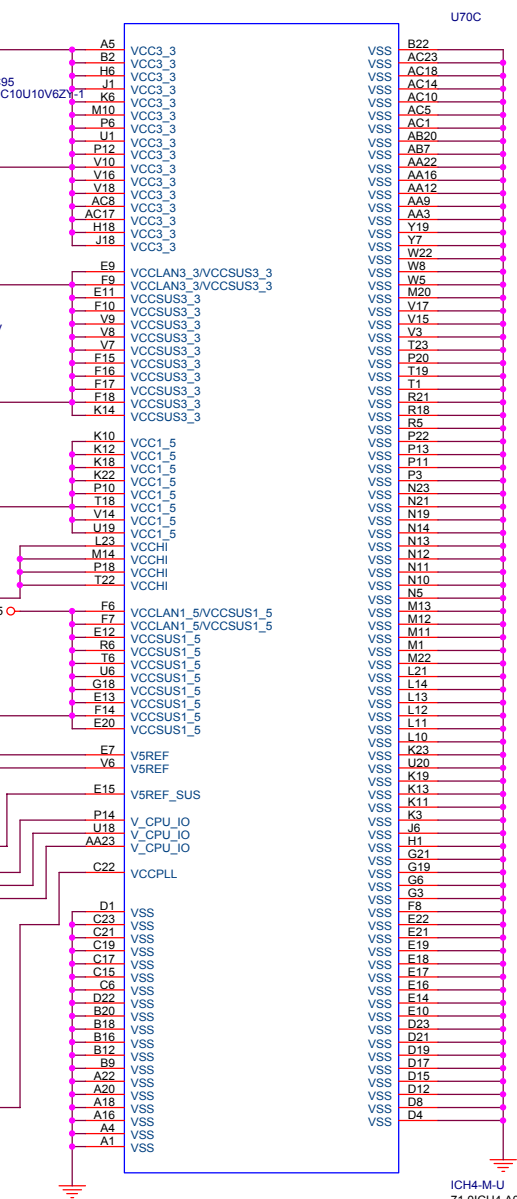
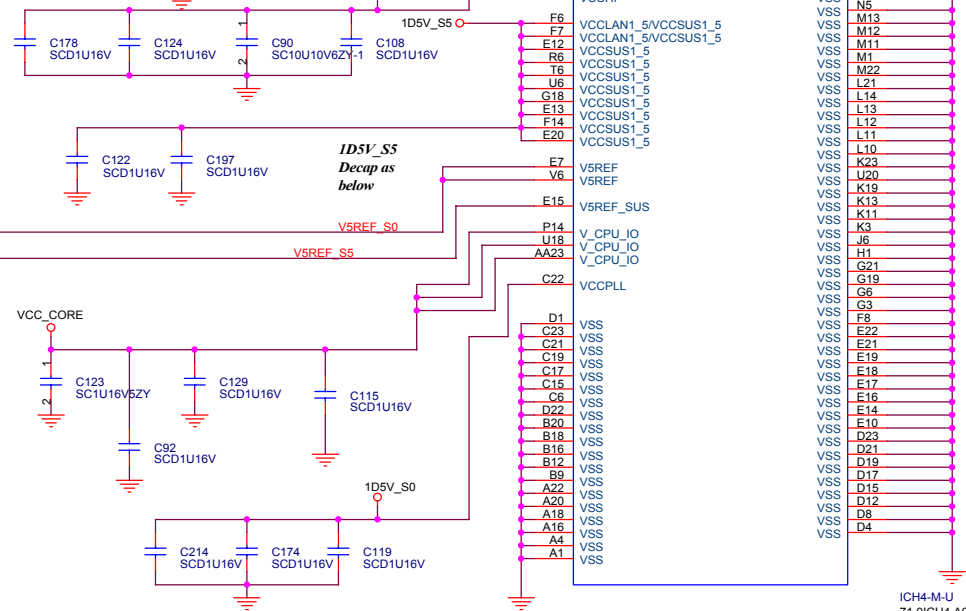
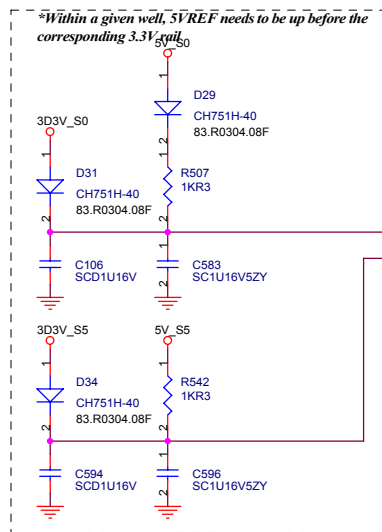
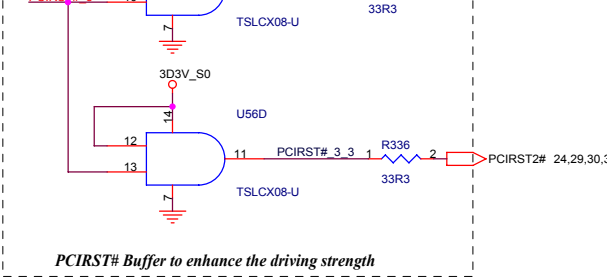
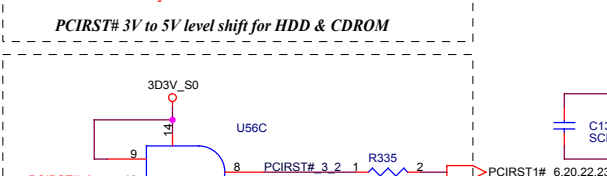
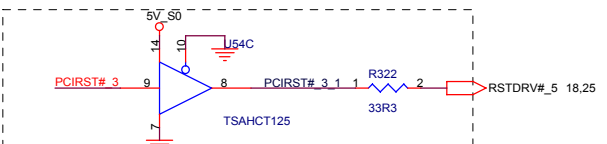
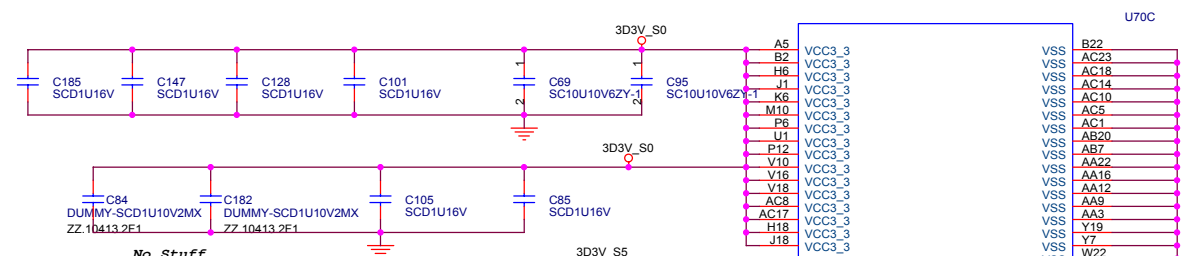
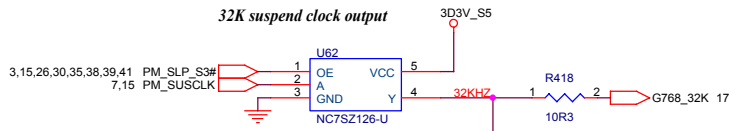


緯創資通 Wistron Corporation
21F, 88, Sec.1, Hsin Tai Wu Rd., Hsichih,
Taipet Hsien 221, Taiwan, R.O.C.

Title		ICH4M(1/3)	
Size	Document Number	Rev	
Custom	B2M	SC	
Date: Thursday, January 16, 2003	Sheet	14	of 43

IDE1 & IDE2





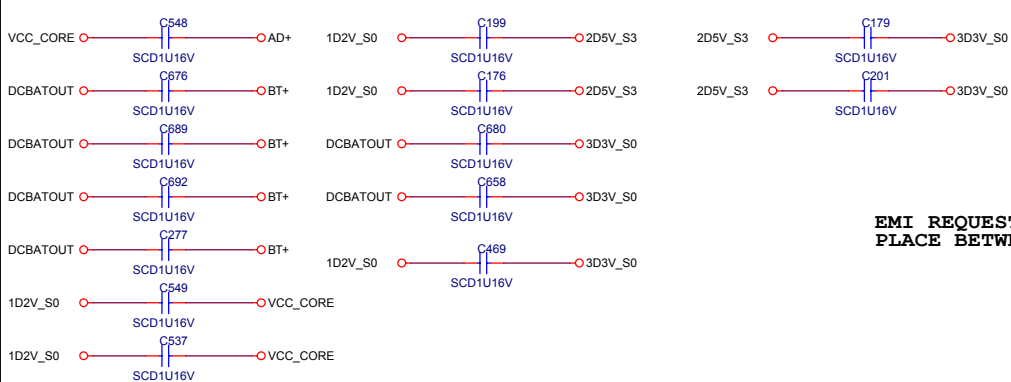
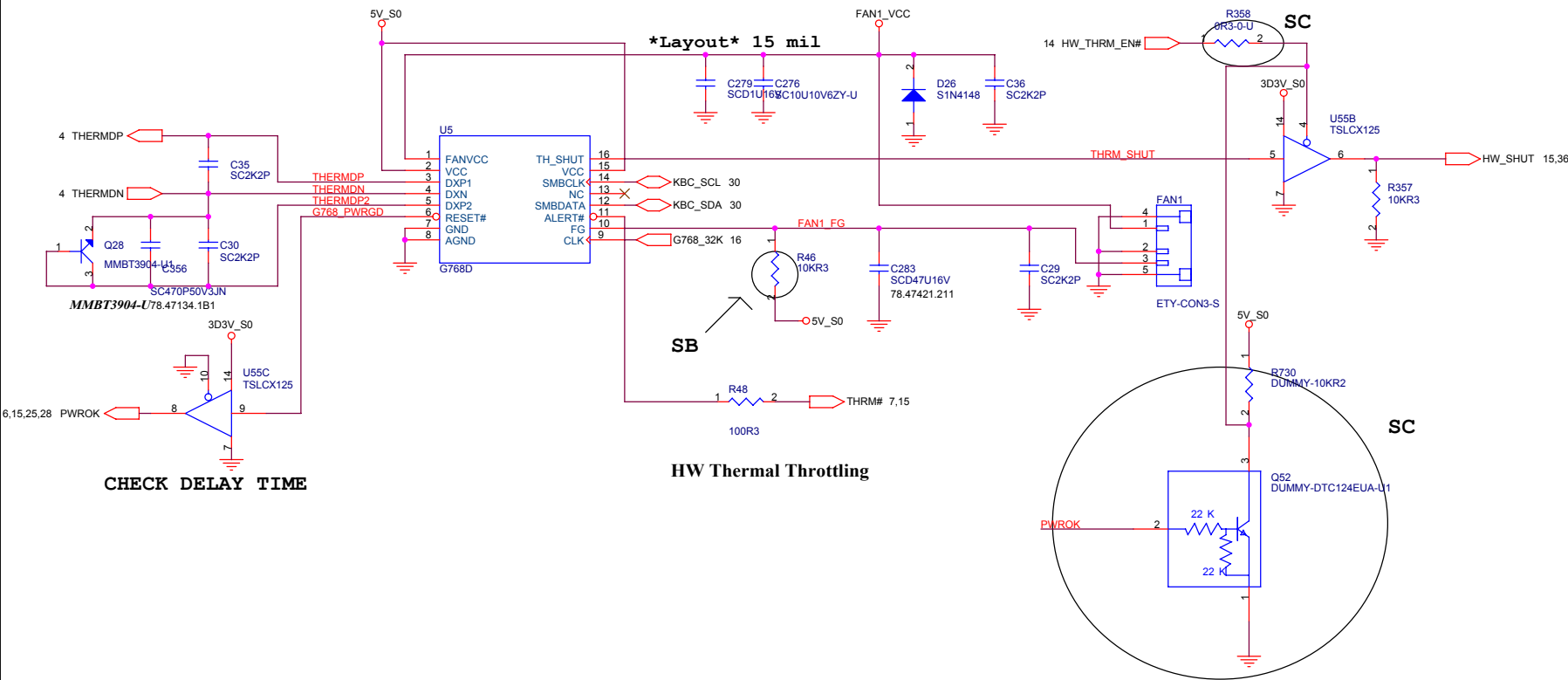
緯創資通 Wistron Corporation
 21F, 88, Sec.1, Hsin Tai Wu Rd., Hsichih, Taipei Hsien 221, Taiwan, R.O.C.

Title: **ICH4M(3/3)**

Size	Document Number	Rev
Custom	B2M	SC

Date: Thursday, January 16, 2003 Sheet 16 of 43

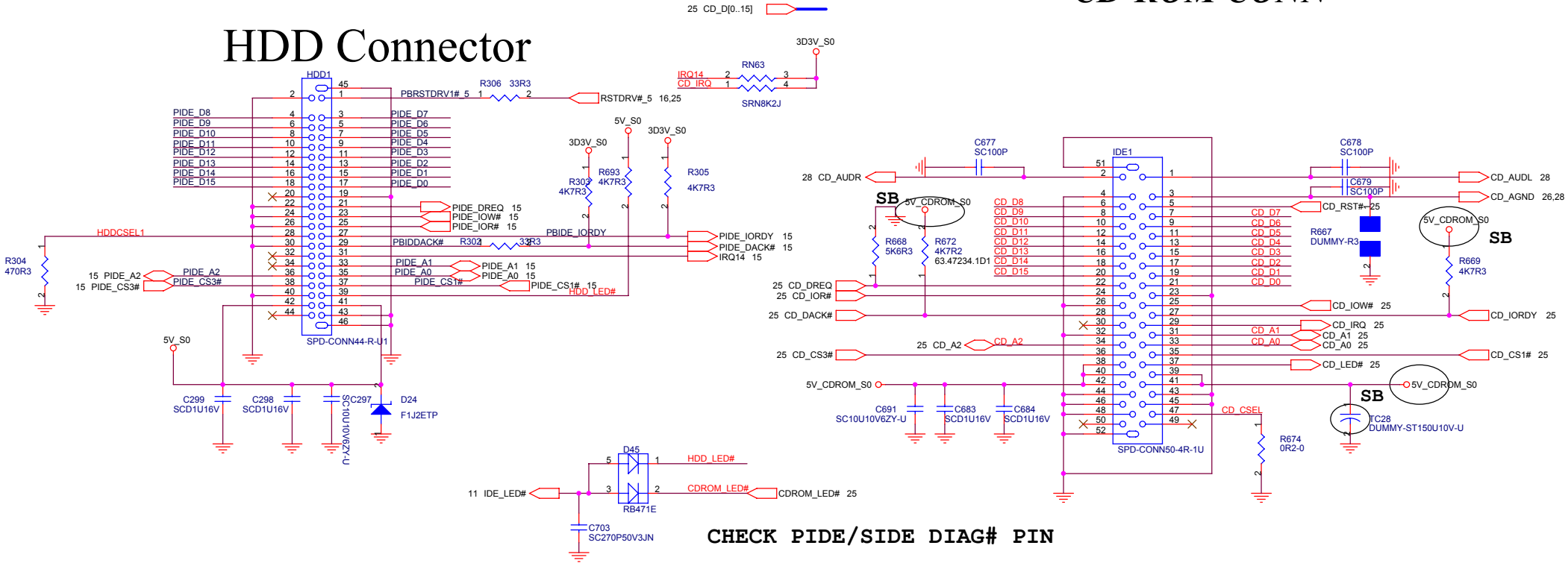
G768D thermal sensor & Fan controller



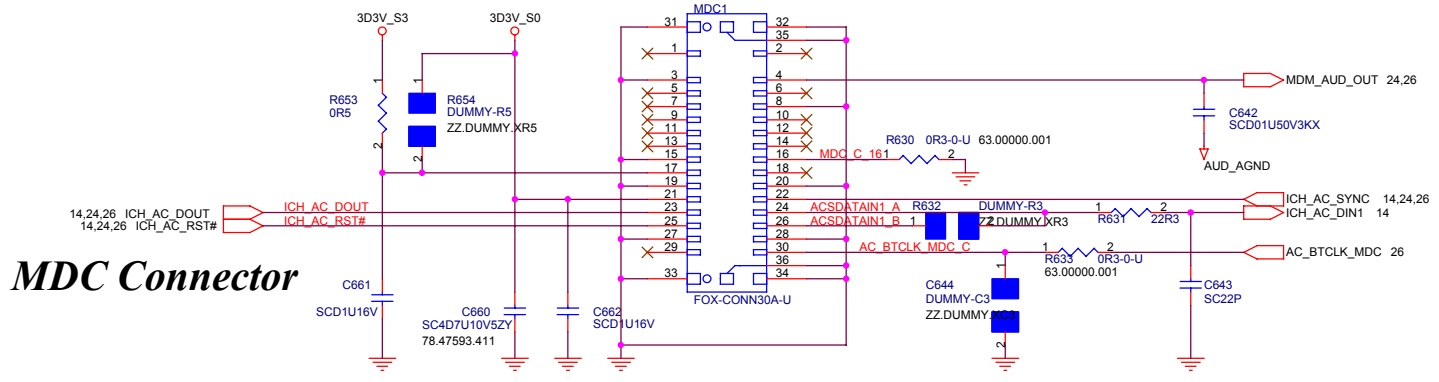
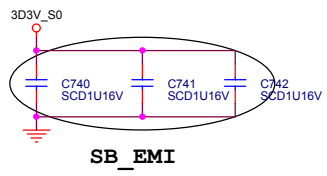
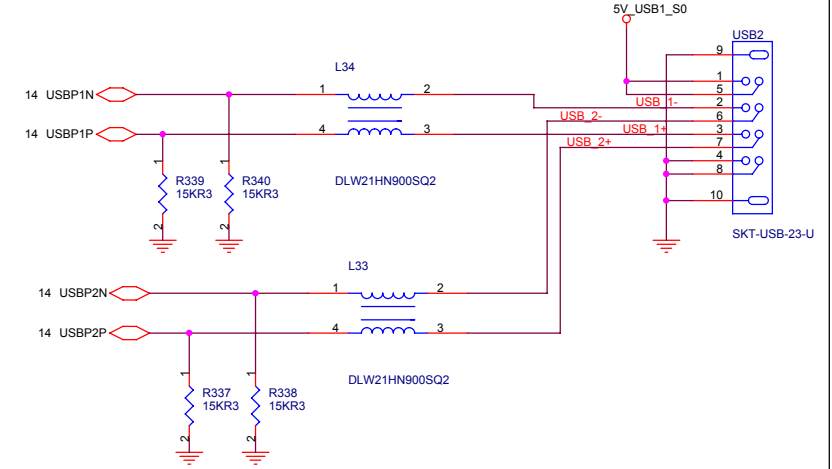
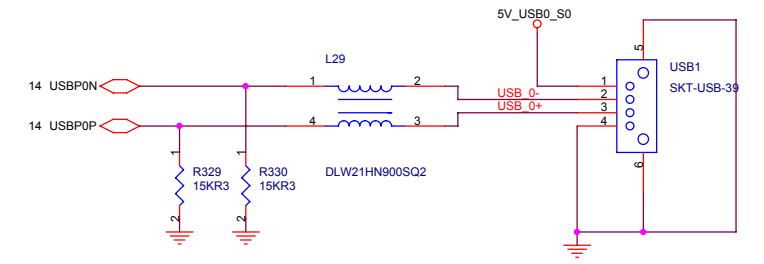
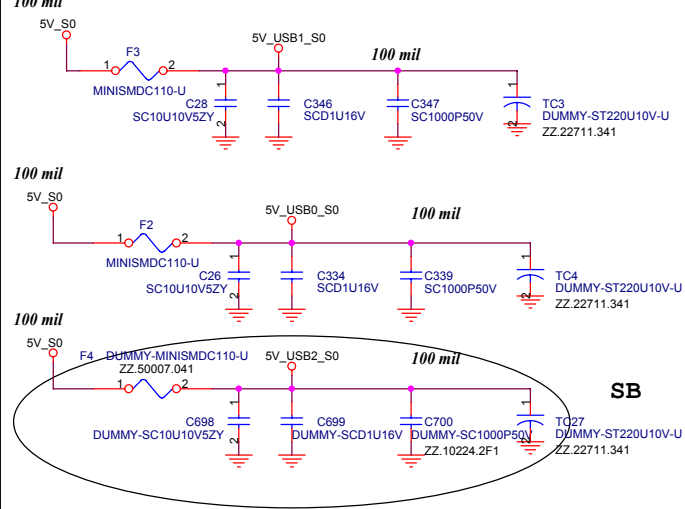
**EMI REQUEST,
PLACE BETWEEN DIFFERENT POWER PLANE.**

緯創資通 Wistron Corporation		
21F, 88, Sec.1, Hsin Tai Wu Rd., Hsichih, Taipei Hsien 221, Taiwan, R.O.C.		
Thermal/Fan Controller		
Size	Document Number	Rev
Custom	B2M	SC
Date: Thursday, January 16, 2003	Sheet 17 of	43

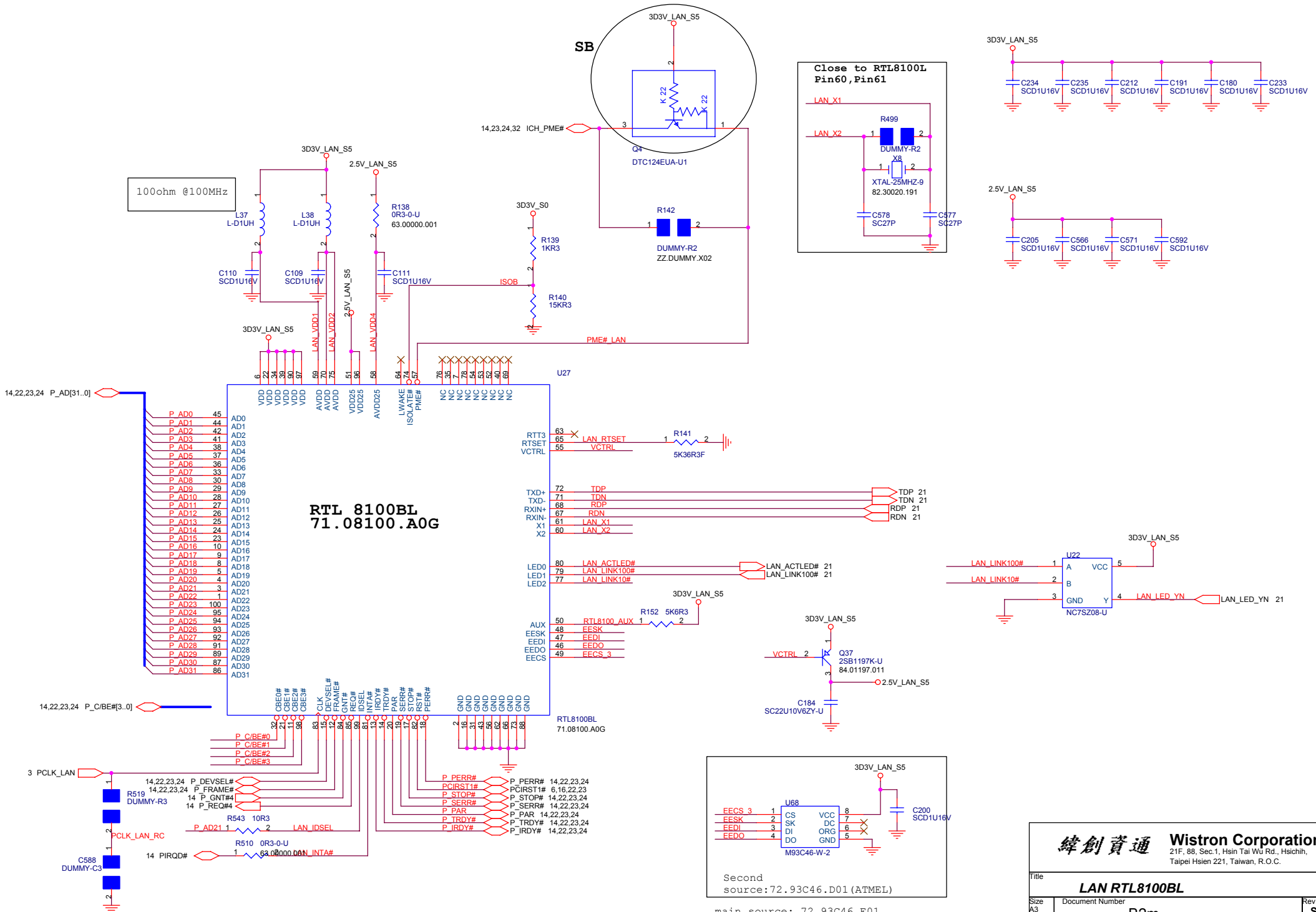
HDD Connector



USB PORT

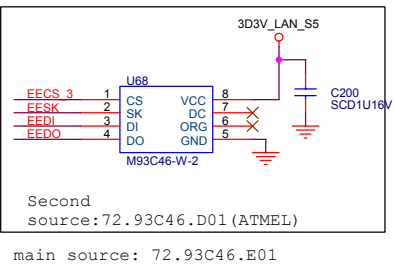


緯創資通 Wistron Corporation		
21F, 88, Sec.1, Hsin Tai Wu Rd., Hsichih, Taipei Hsien 221, Taiwan, R.O.C.		
Title: USB and MDC I/F and LAN		
Size: A3	Document Number: B2M	Rev: SC
Date: Thursday, January 16, 2003	Sheet: 19	of 43

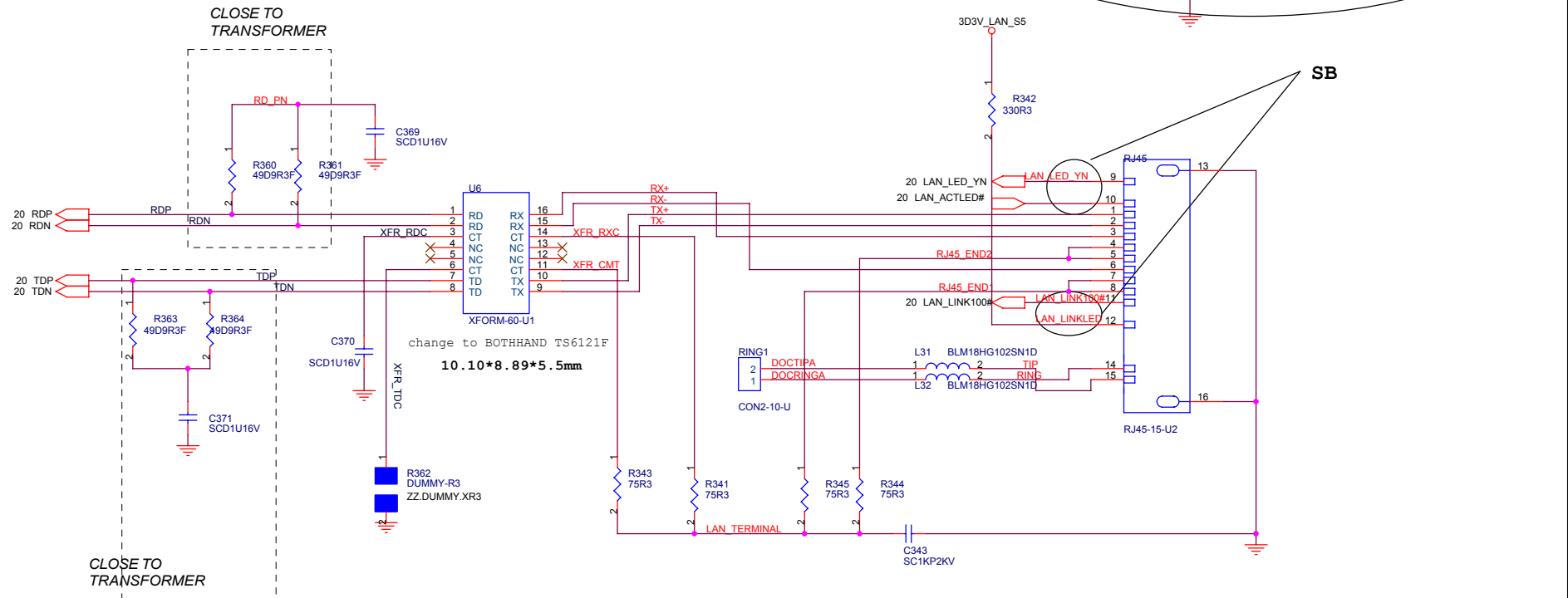


緯創資通 Wistron Corporation
 21F, 88, Sec.1, Hsin Tai Wu Rd., Hsichih,
 Taipei Hsien 221, Taiwan, R.O.C.

Title		
LAN RTL8100BL		
Size	Document Number	Rev
A3	B2m	SC
Date: Thursday, January 16, 2003	Sheet 20 of	43



LAN Connector

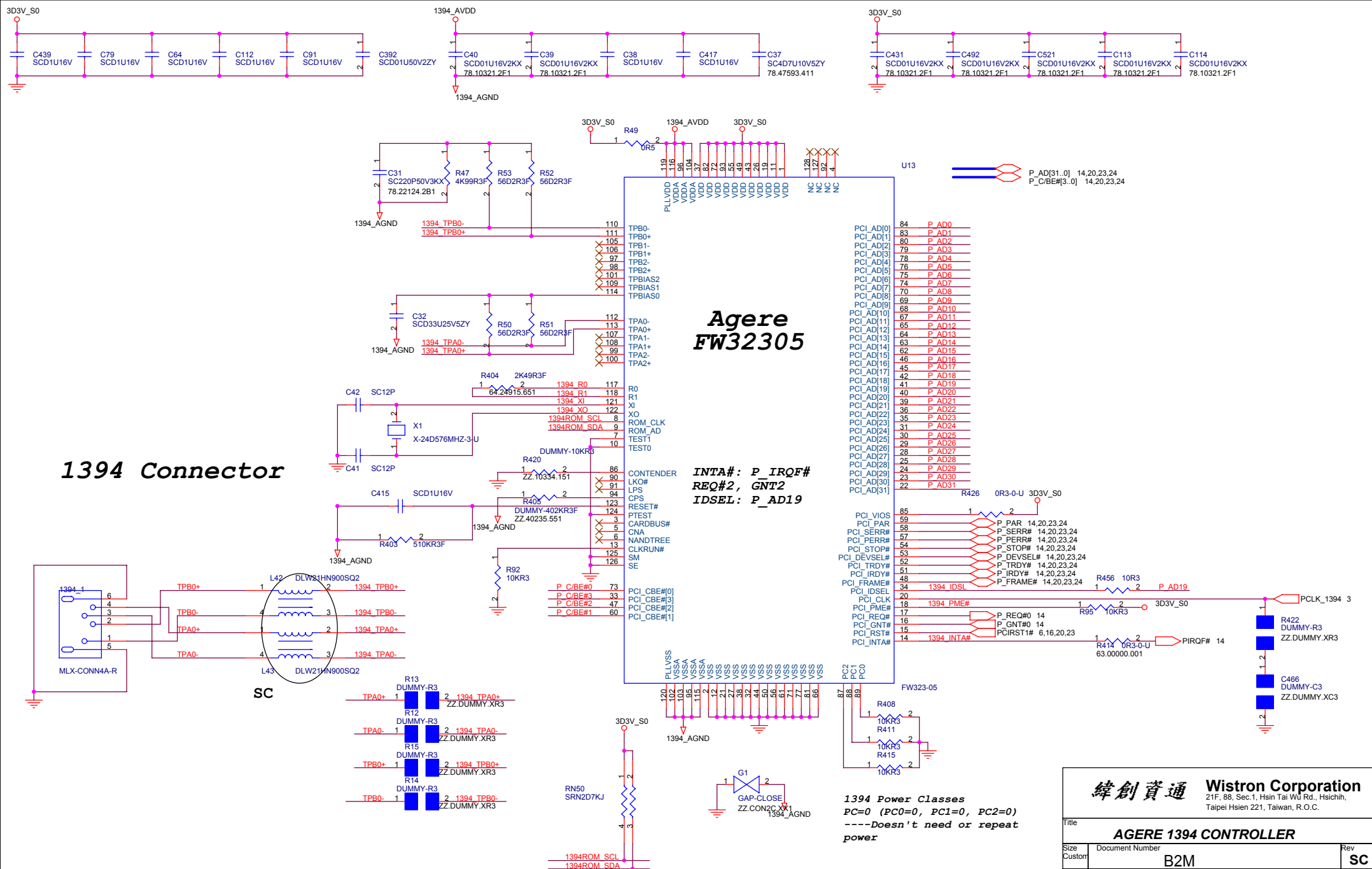


- 1.route on bottom as differential pairs.
- 2.Tx+/Tx- are pairs. Rx+/Rx- are pairs.
- 3.No vias, No 90 degree bends.
- 4.pairs must be equal lengths.
- 5.6mil trace width, 12mil separation.
- 6.36mil between pairs and any other trace.
- 7.Must not cross ground moat, except RJ-45 moat.

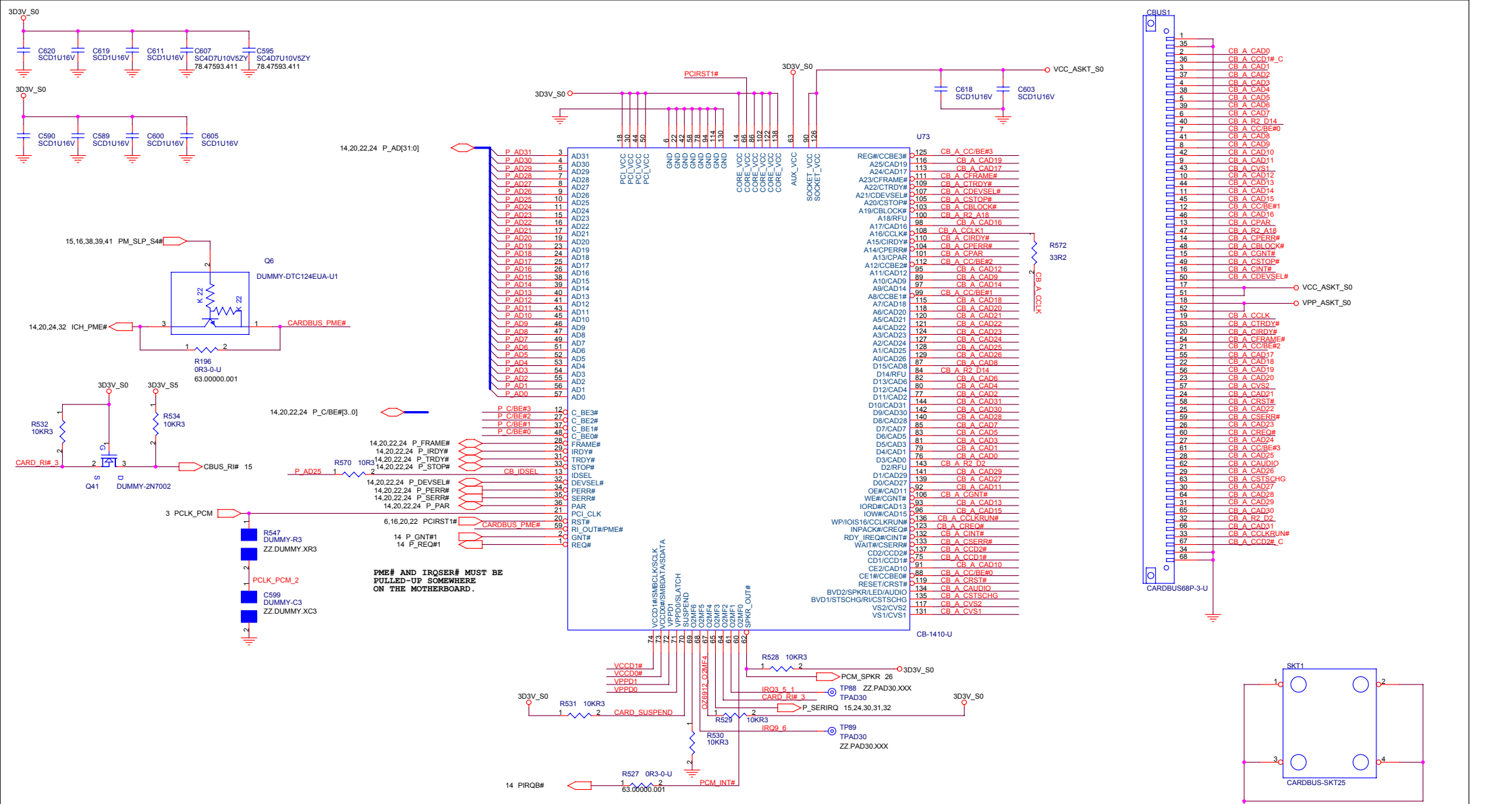
DOC_TIP,DOC_RING,TIP,RING:
W/S : 10/100 @ Surface layers
10/20 @ Inner layers

Green LED:Speed 100: ON/Speed 10:OFF
Yellow LED:Link : ON

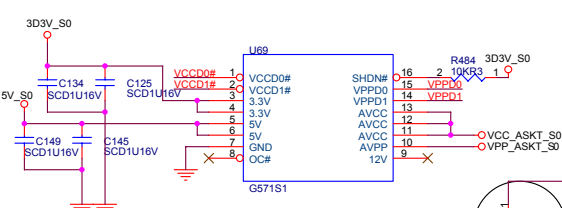
緯創資通		Wistron Corporation	
		<small>21F, 88, Sec.1, Hsin Tai Wj Rd., Hsichih, Taipei Hsien 221, Taiwan, R.O.C.</small>	
Title			
LAN Connector			
Size	Document Number	Rev	
A3	B2M	SC	
Date: Thursday, January 16, 2003			
		Sheet	of
		21	43



緯創資通 Wistron Corporation
 21F, 88, Sec.1, Hsin Tai Wu Rd., Hsichih,
 Taipei Hsien 221, Taiwan, R.O.C.

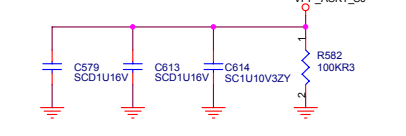


Cardbus Power Switch

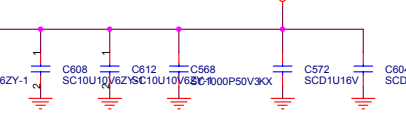


The object of using S3 power plane is to support WakeOnLAN function of PCMCIA LAN Card

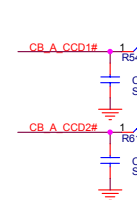
PWR TRACE 30mil




PWR TRACE 50mil



CHIP side



CONN side



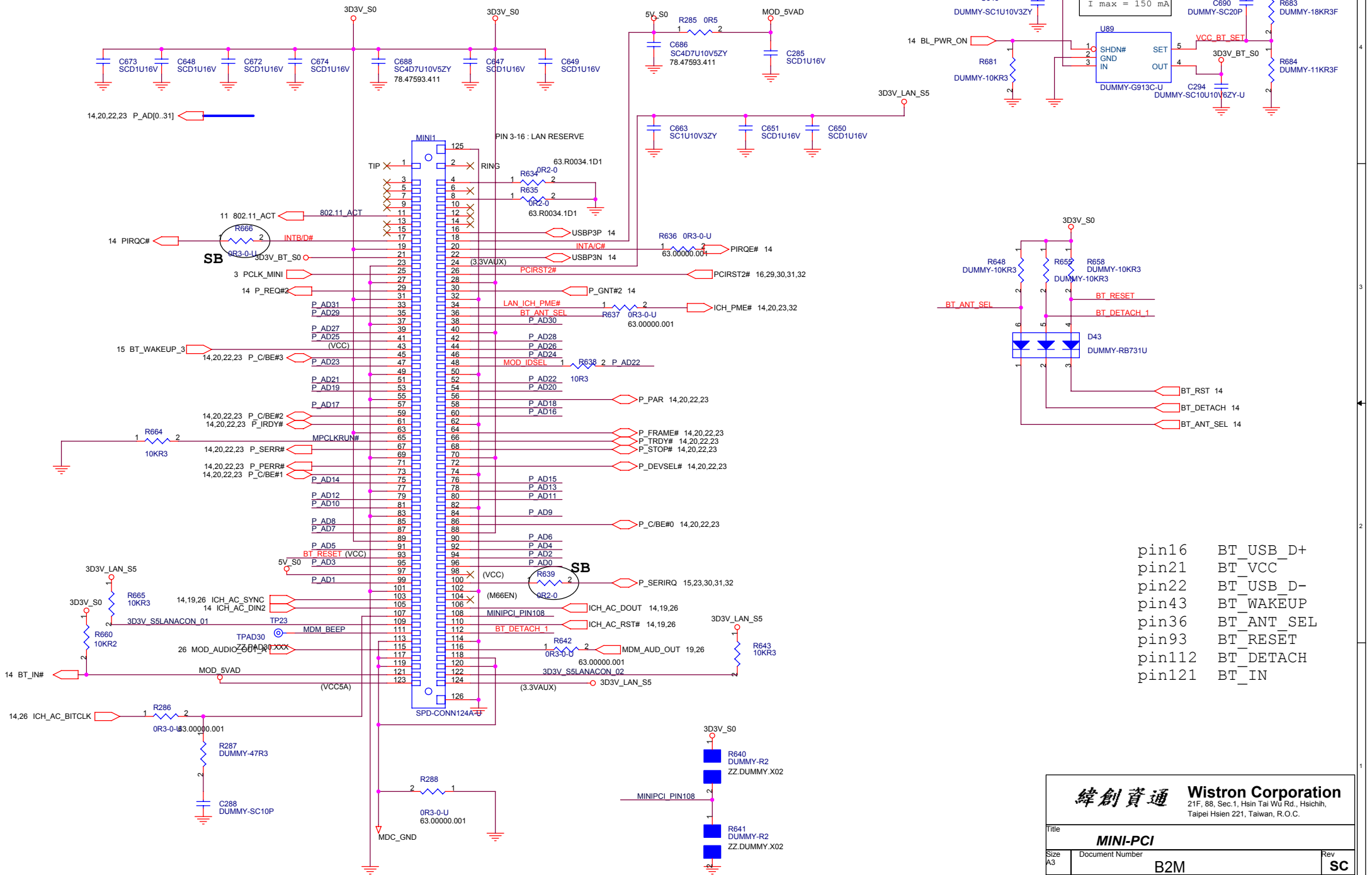
緯創資通 Wistron Corporation
 21F, 88, Sec.1, Hsin Tai Wu Rd., Hsichih, Taipei Hsien 221, Taiwan, R.O.C.

Title: **PCM Controller**

Size: Document Number: **B2M** Rev: **SC**

Date: Thursday, January 16, 2003 Sheet 23 of 43

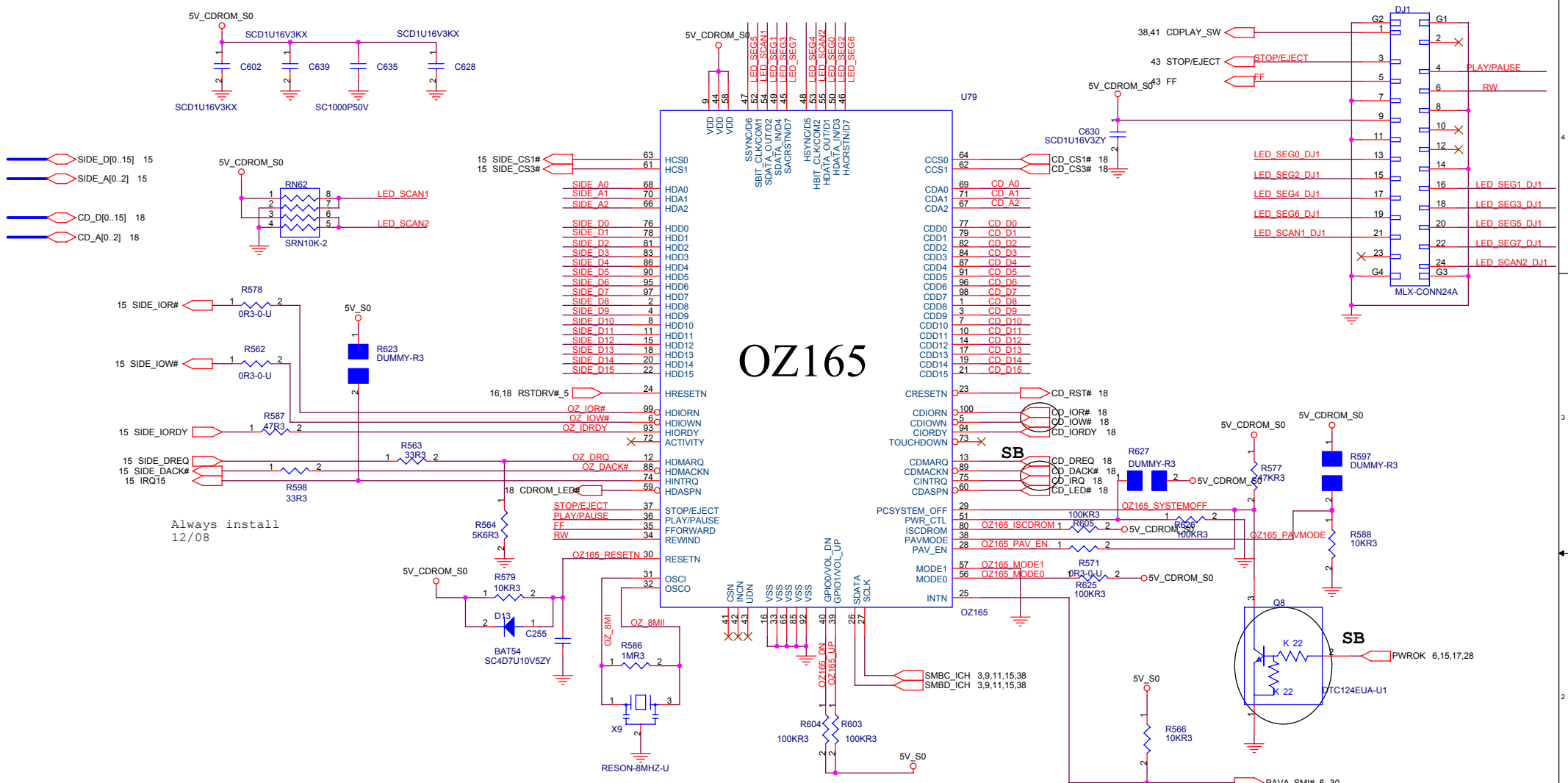
Mini PCI (with BlueTooth)



- pin16 BT_USB_D+
- pin21 BT_VCC
- pin22 BT_USB_D-
- pin43 BT_WAKEUP
- pin36 BT_ANT_SEL
- pin93 BT_RESET
- pin112 BT_DETACH
- pin121 BT_IN

緯創資通 Wistron Corporation
 21F, 88, Sec.1, Hsin Tai WJ Rd., Hsichih,
 Taipei Hsien 221, Taiwan, R.O.C.

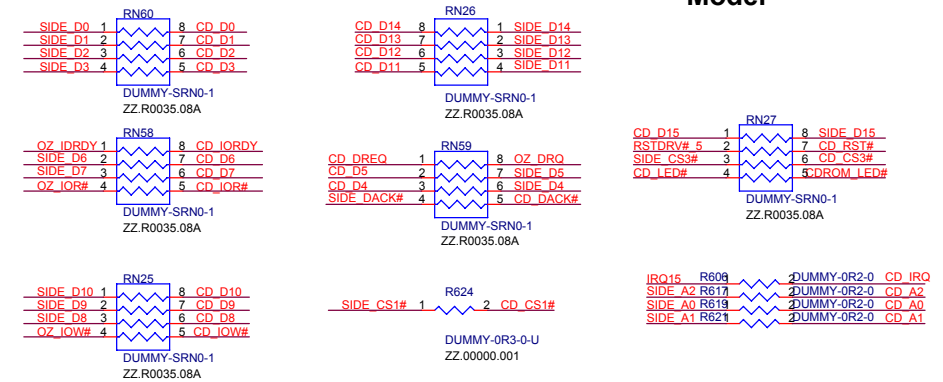
Title		MINI-PCI	
Size	Document Number	Rev	
A3		B2M	SC
Date: Thursday, January 16, 2003		Sheet	24 of 43



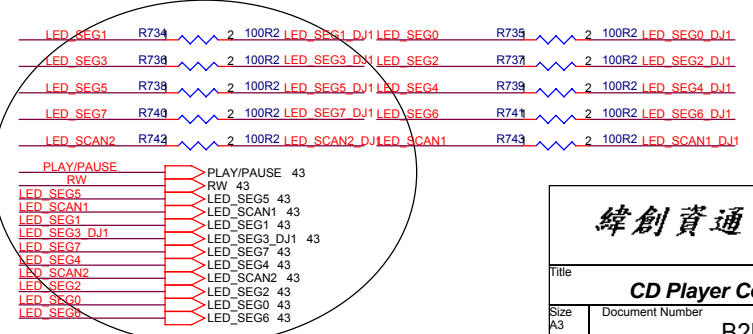
OZ165

DEFAULT INSTALL

For Non-CDPLAY Model



SC



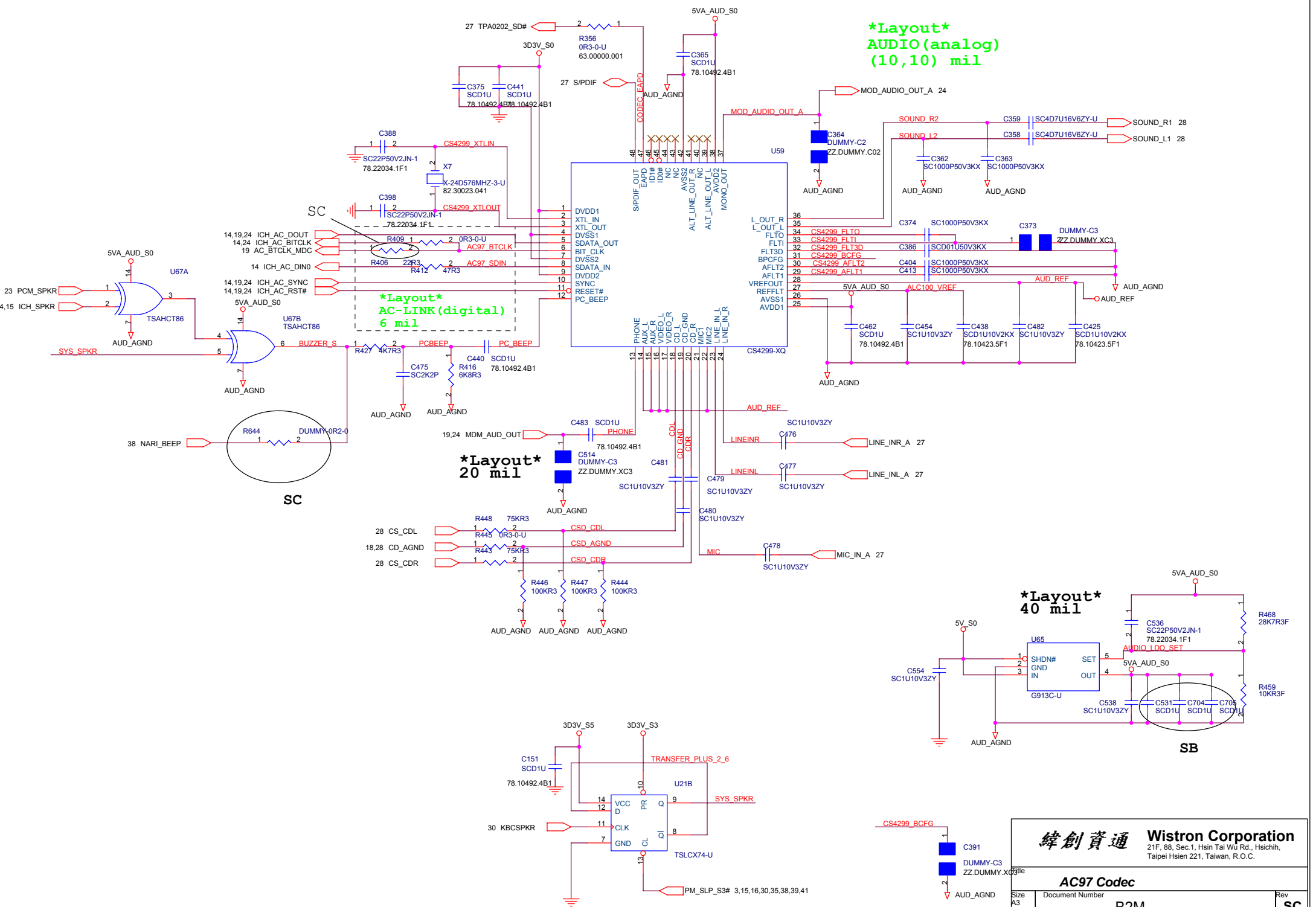
緯創資通 Wistron Corporation 21F, 88, Sec.1, Hsin Tai Wu Rd., Hsichih, Taipei Hsien 221, Taiwan, R.O.C.	
CD Player Controller OZ165	
Title CD Player Controller OZ165	Rev SC
Size A3	Document Number B2M
Date: Thursday, January 16, 2003	Sheet 25 of 43

***Layout*
AUDIO (analog)
(10,10) mil**

***Layout*
AC-LINK (digital)
6 mil**

***Layout*
20 mil**

***Layout*
40 mil**

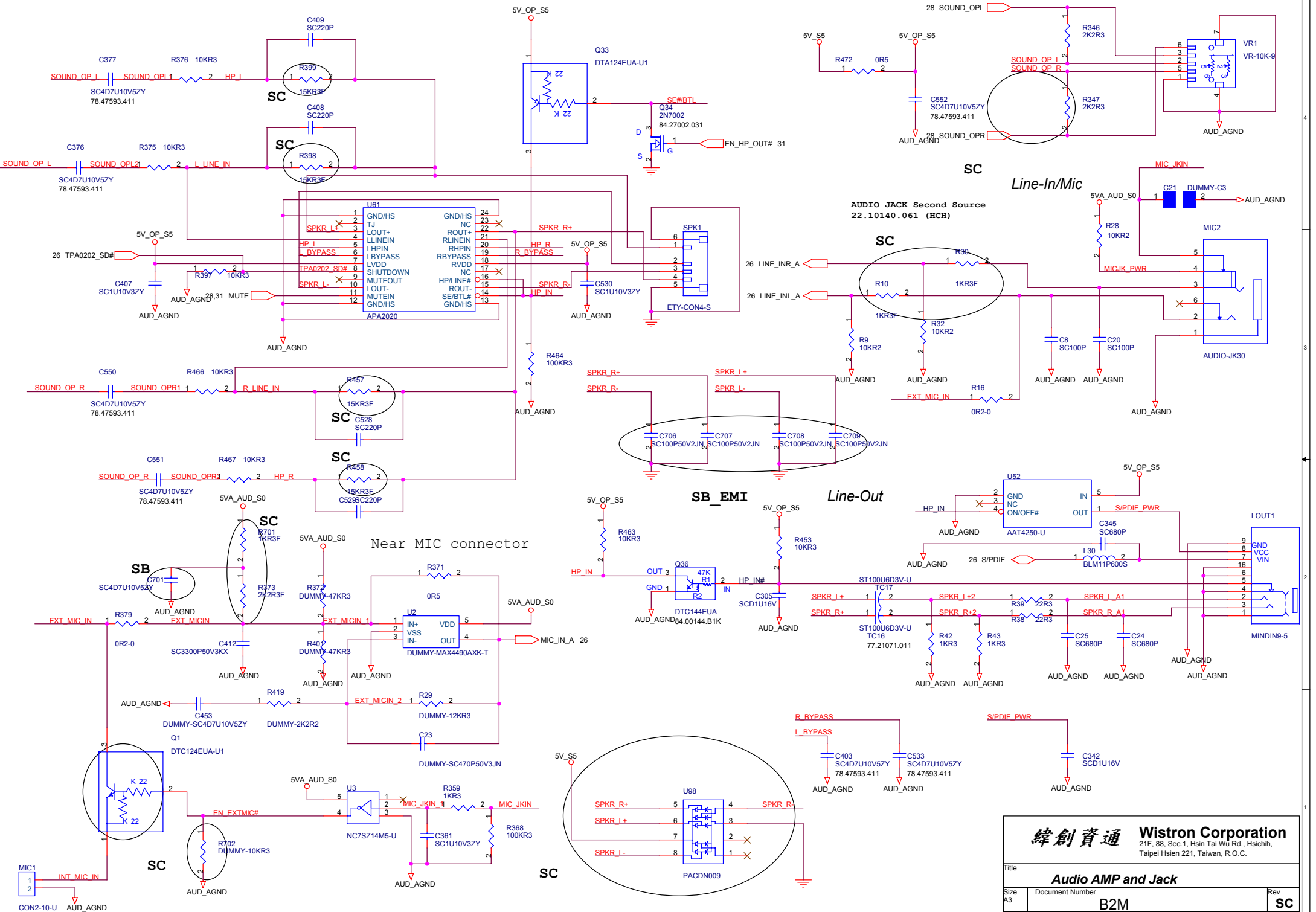


緯創資通 Wistron Corporation
21F, 88, Sec.1, Hsin Tai Wu Rd., Hsichih, Taipei Hsien 221, Taiwan, R.O.C.

AC97 Codec

Size A3	Document Number B2M	Rev SC
---------	---------------------	--------

Date: Thursday, January 16, 2003 Sheet 26 of 43



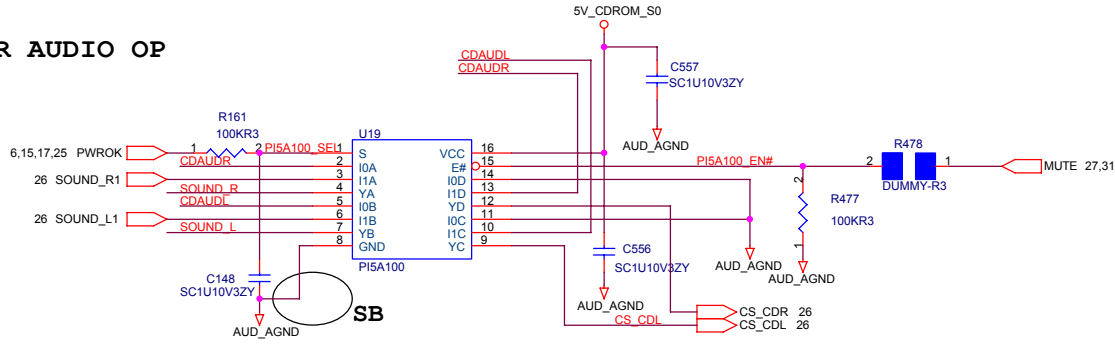
緯創資通 Wistron Corporation
 21F, 88, Sec.1, Hsin Tai WJ Rd., Hsichih,
 Taipei Hsien 221, Taiwan, R.O.C.

Title		Audio AMP and Jack	
Size	Document Number	Rev	
A3	B2M	SC	
Date: Thursday, January 16, 2003		Sheet	of
		27	43

CD AUDIO PATH SWITCH

Analog 0~5V Signal Quick Switch

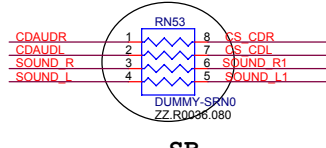
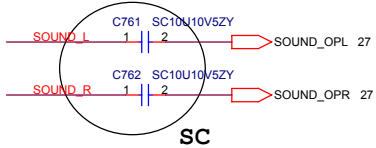
NEAR AUDIO OP



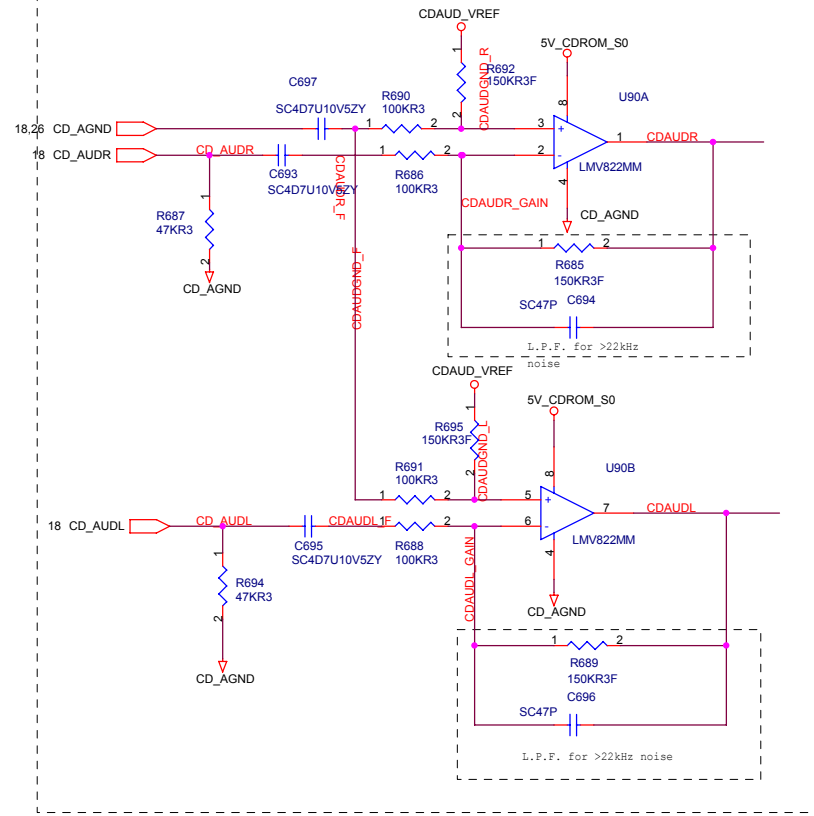
CD-Play Mode

Always Install

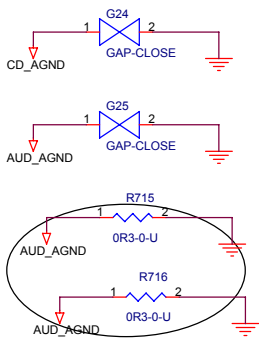
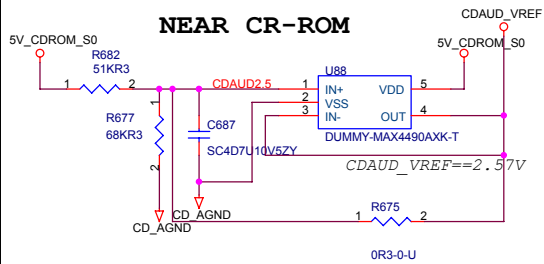
Non CD-Play Mode



CD-ROM Audio Lines CDR/L/AGND PreAMP NEAR CD ROM

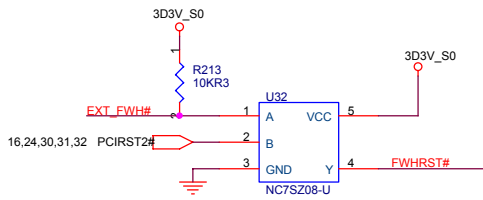


NEAR CR-ROM

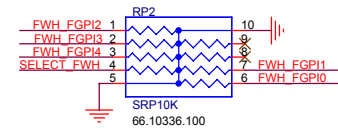


緯創資通 Wistron Corporation
21F, 88, Sec.1, Hsin Tai Wu Rd., Hsichih,
Taipei Hsien 221, Taiwan, R.O.C.

Title		
Audio AMP and Jack		
Size	Document Number	Rev
A3	B2M	SC
Date:	Thursday, January 16, 2003	Sheet 28 of 43

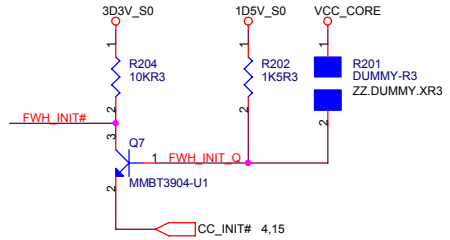


Unused FGPI pins must not be float

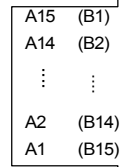


LPC_LAD[0..3] 15,30,31,32

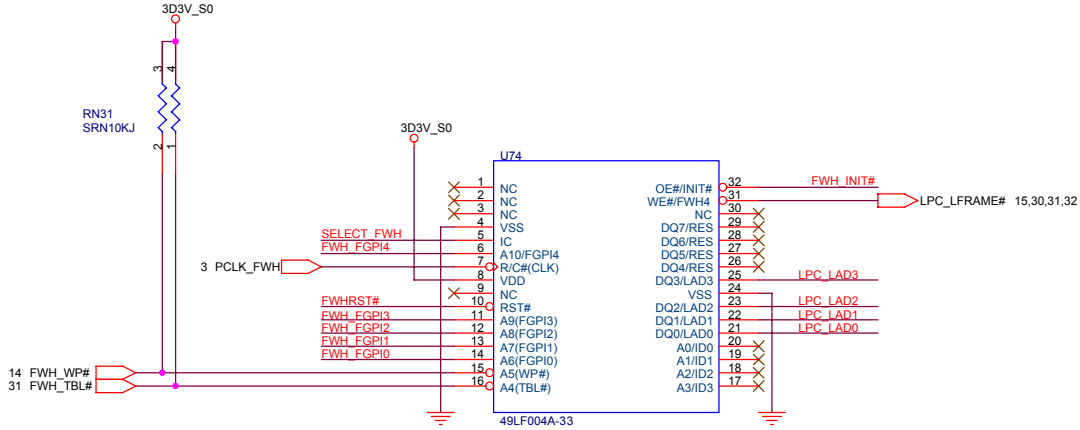
CHANGE VCORE



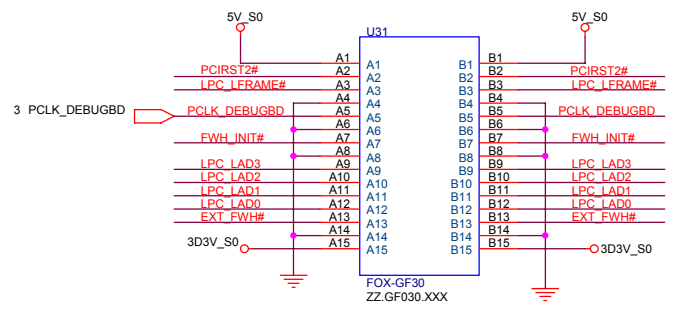
TOP VIEW



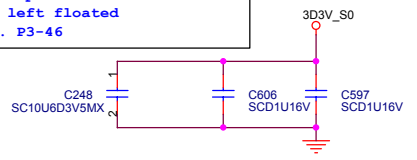
(BOTTOM VIEW)

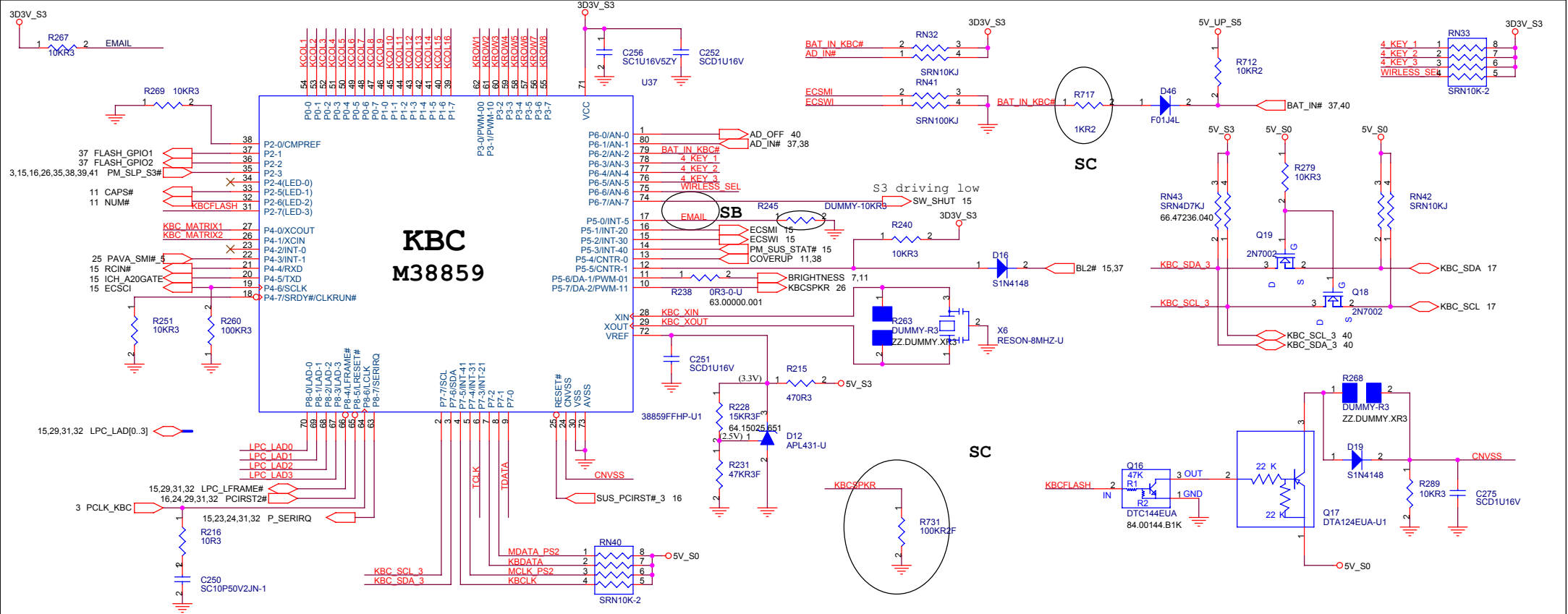


GOLDEN FINGER FOR DEBUG BOARD

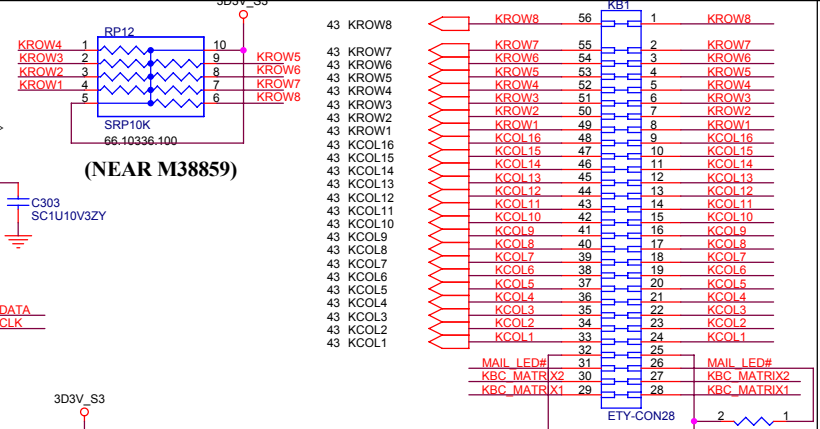
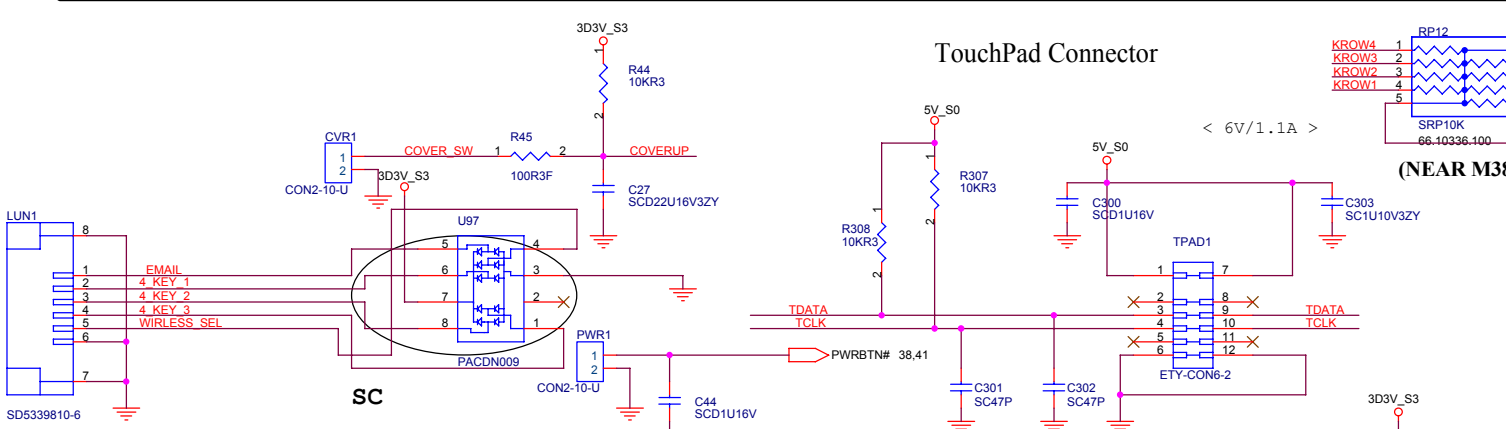


Boot Device must have ID[3:0] = 0000
Has internal pull-down resistors
All may be left floated
FPET7 Elec. P3-46





TouchPad Connector



Keyboard matrix

	US	Jap	Europe	US international
MATRIX1	HIGH	LOW	HIGH	HIGH
MATRIX2	HIGH	HIGH	LOW	HIGH

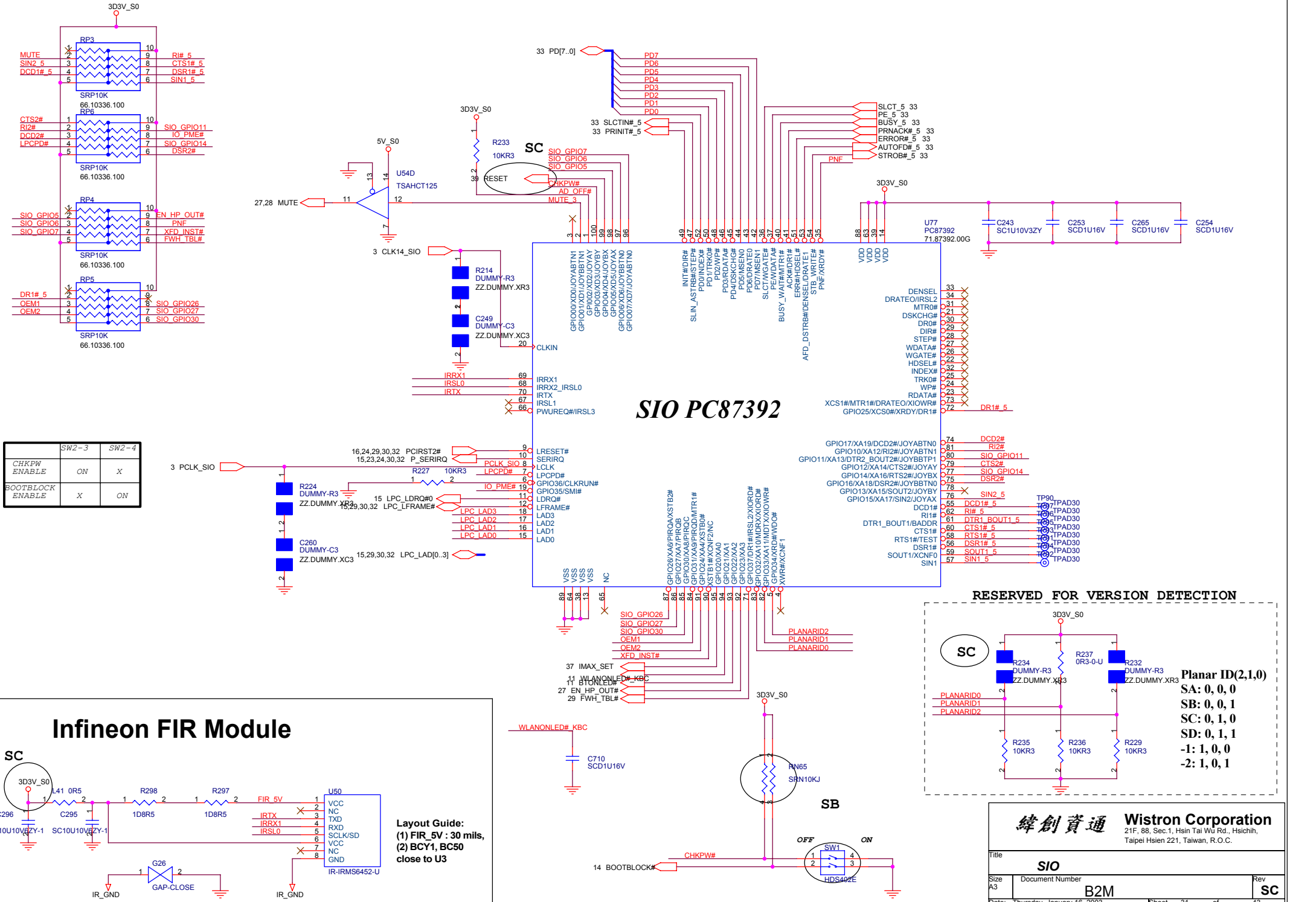
Internal KeyBoard Connector

緯創資通 Wistron Corporation
 21F, 88, Sec.1, Hsin Tai Wu Rd., Hsichih, Taipei Hsien 221, Taiwan, R.O.C.

Title: **KBC**

Size A3 Document Number: **B2M** Rev: **SC**

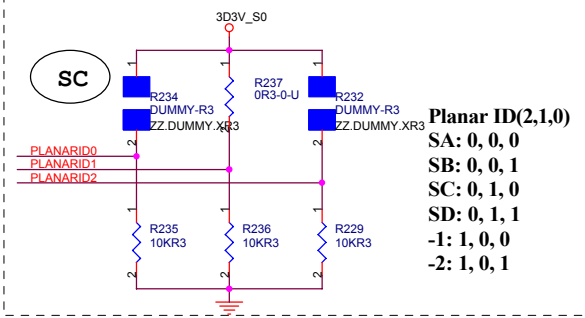
Date: Thursday, January 16, 2003 Sheet 30 of 43



	SW2-3	SW2-4
CHKPW ENABLE	ON	X
BOOTBLOCK ENABLE	X	ON

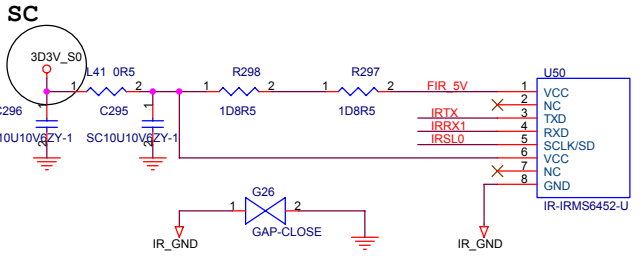
SIO PC87392

RESERVED FOR VERSION DETECTION



Planar ID(2,1,0)
 SA: 0, 0, 0
 SB: 0, 0, 1
 SC: 0, 1, 0
 SD: 0, 1, 1
 -1: 1, 0, 0
 -2: 1, 0, 1

Infineon FIR Module



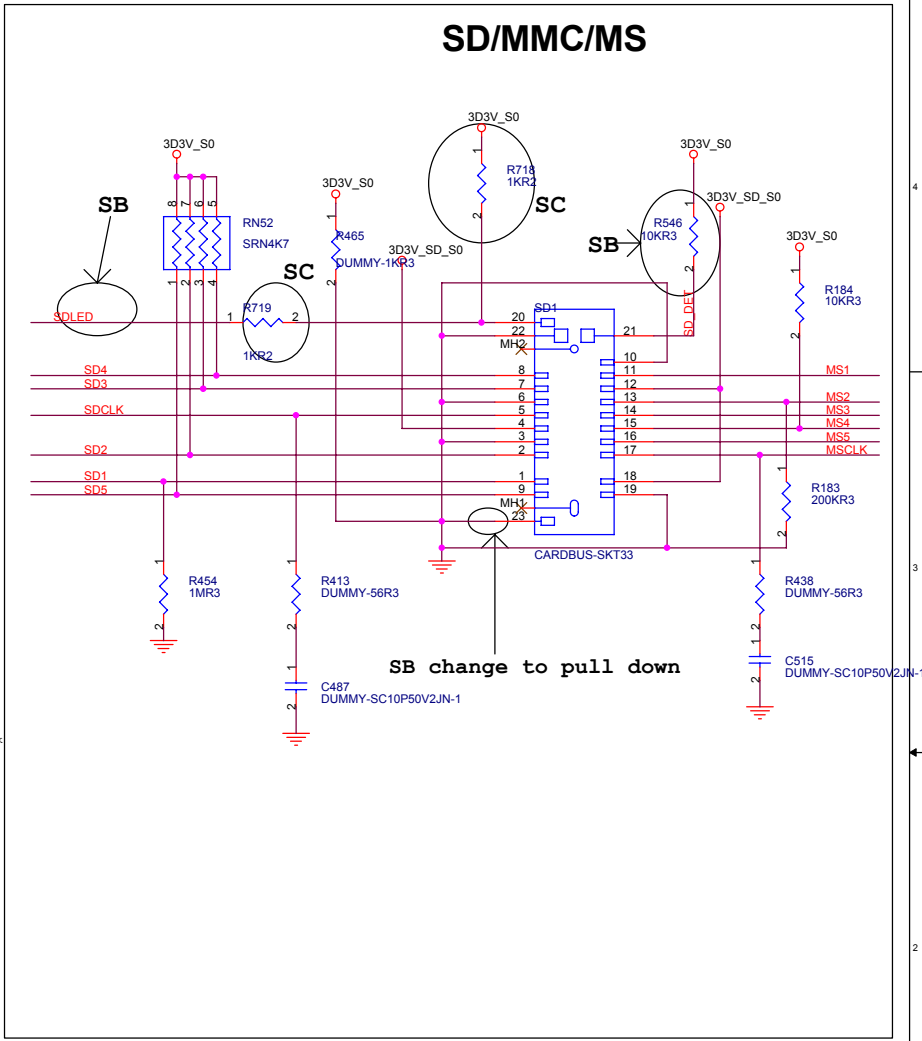
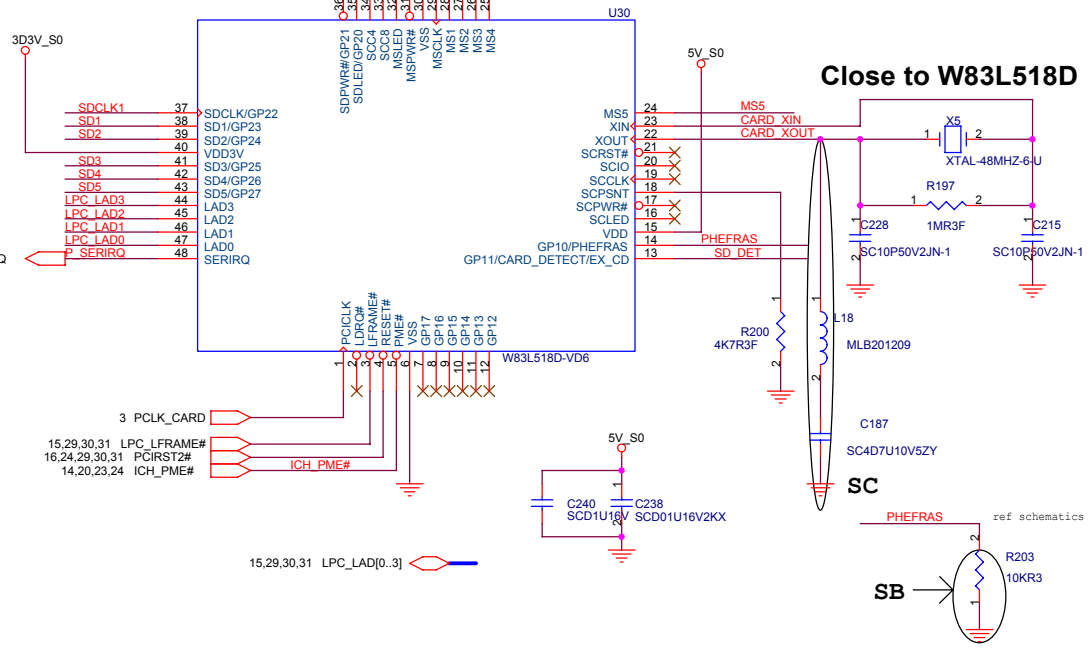
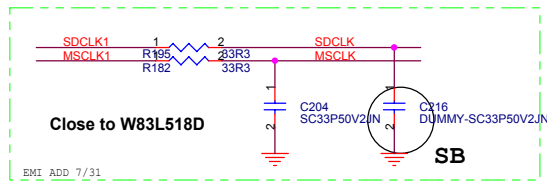
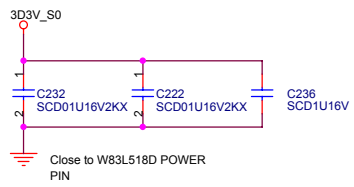
Layout Guide:
 (1) FIR_5V : 30 mils,
 (2) BCY1, BC50 close to U3

緯創資通 Wistron Corporation
 21F, 88, Sec.1, Hsin Tai Wu Rd., Hsichih, Taipei Hsien 221, Taiwan, R.O.C.

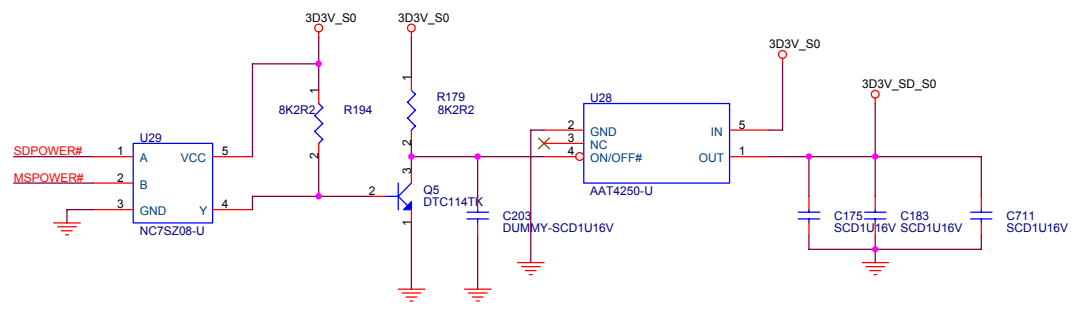
Title: **SIO**

Size A3	Document Number B2M	Rev SC
---------	----------------------------	---------------

Date: Thursday, January 16, 2003 Sheet 31 of 43



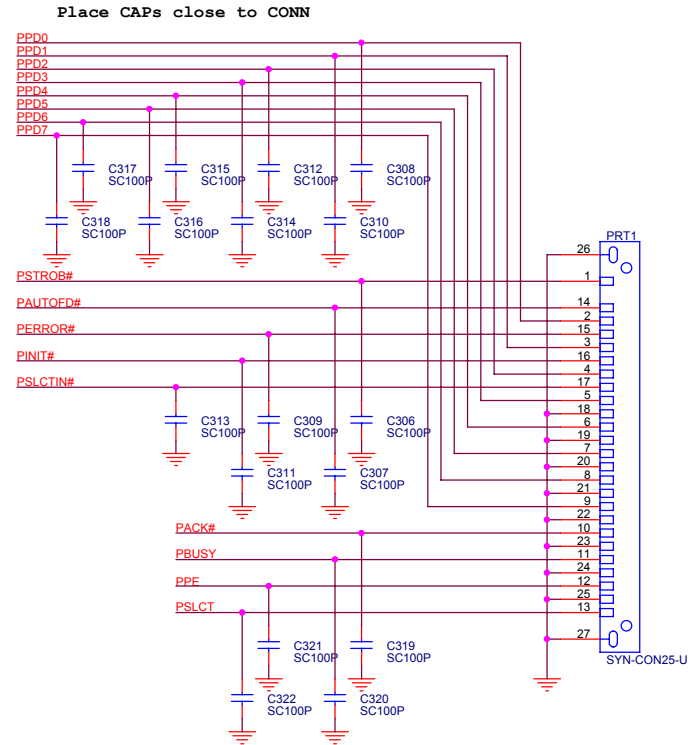
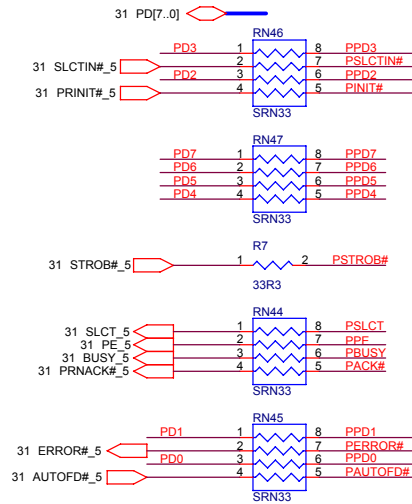
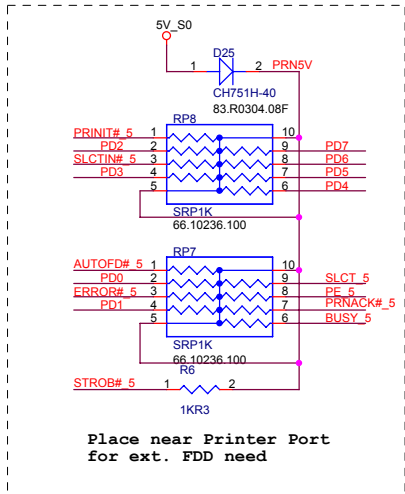
For SD Card Power



緯創資通 Wistron Corporation
 21F, 88, Sec.1, Hsin Tai Wj Rd., Hsichih,
 Taipei Hsien 221, Taiwan, R.O.C.

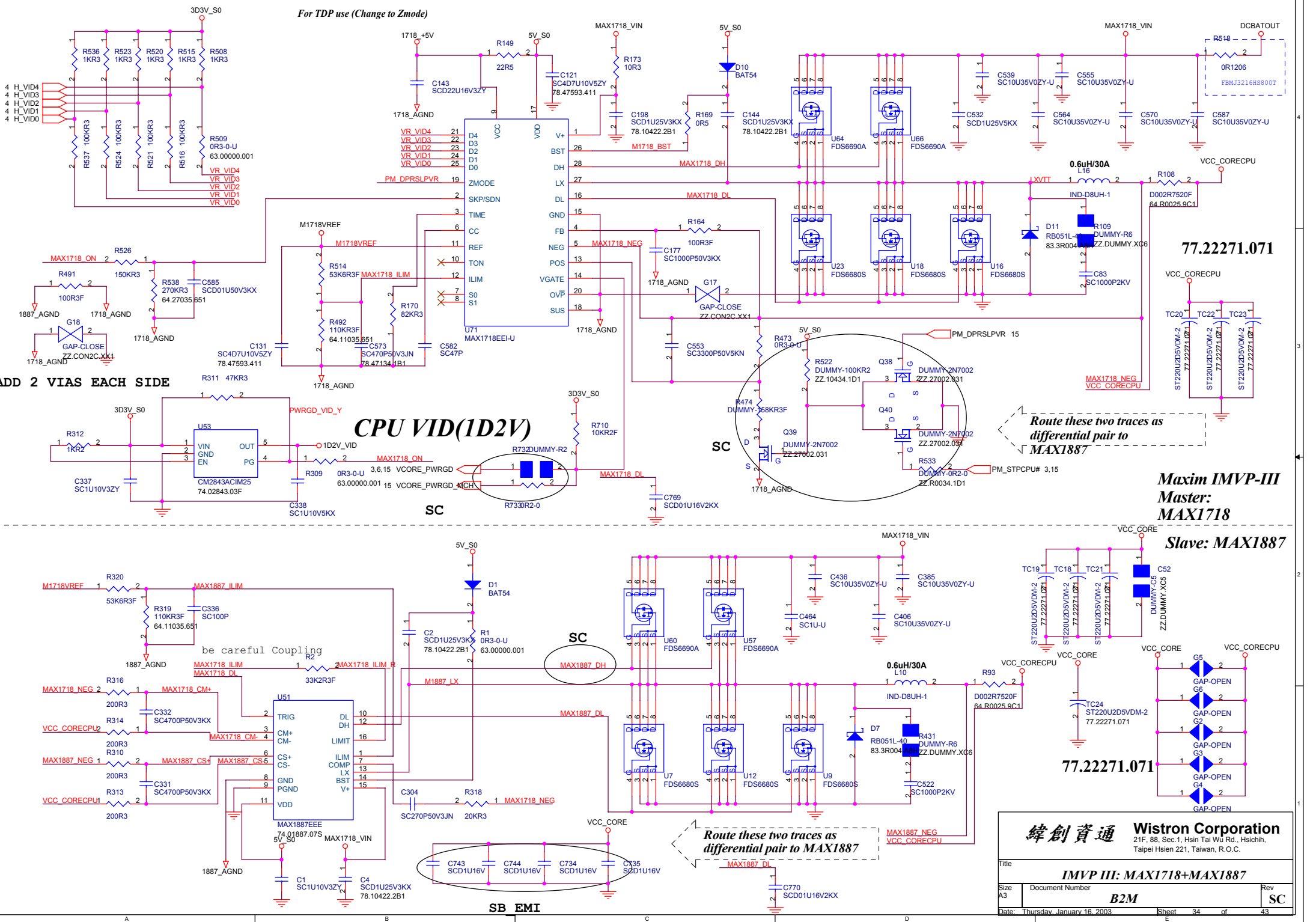
Title CARD READER/MS/SD		
Size A3	Document Number B2M	Rev SC
Date: Friday, January 17, 2003 Sheet 32 of 43		

PRINTER PORT



緯創資通 Wistron Corporation
21F, 88, Sec.1, Hsin Tai Wu Rd., Hsichih,
Taipei Hsien 221, Taiwan, R.O.C.

Title		
Parallel Port		
Size	Document Number	Rev
A3	B2M	SC
Date:	Thursday, January 16, 2003	Sheet 33 of 43



77.22271.071

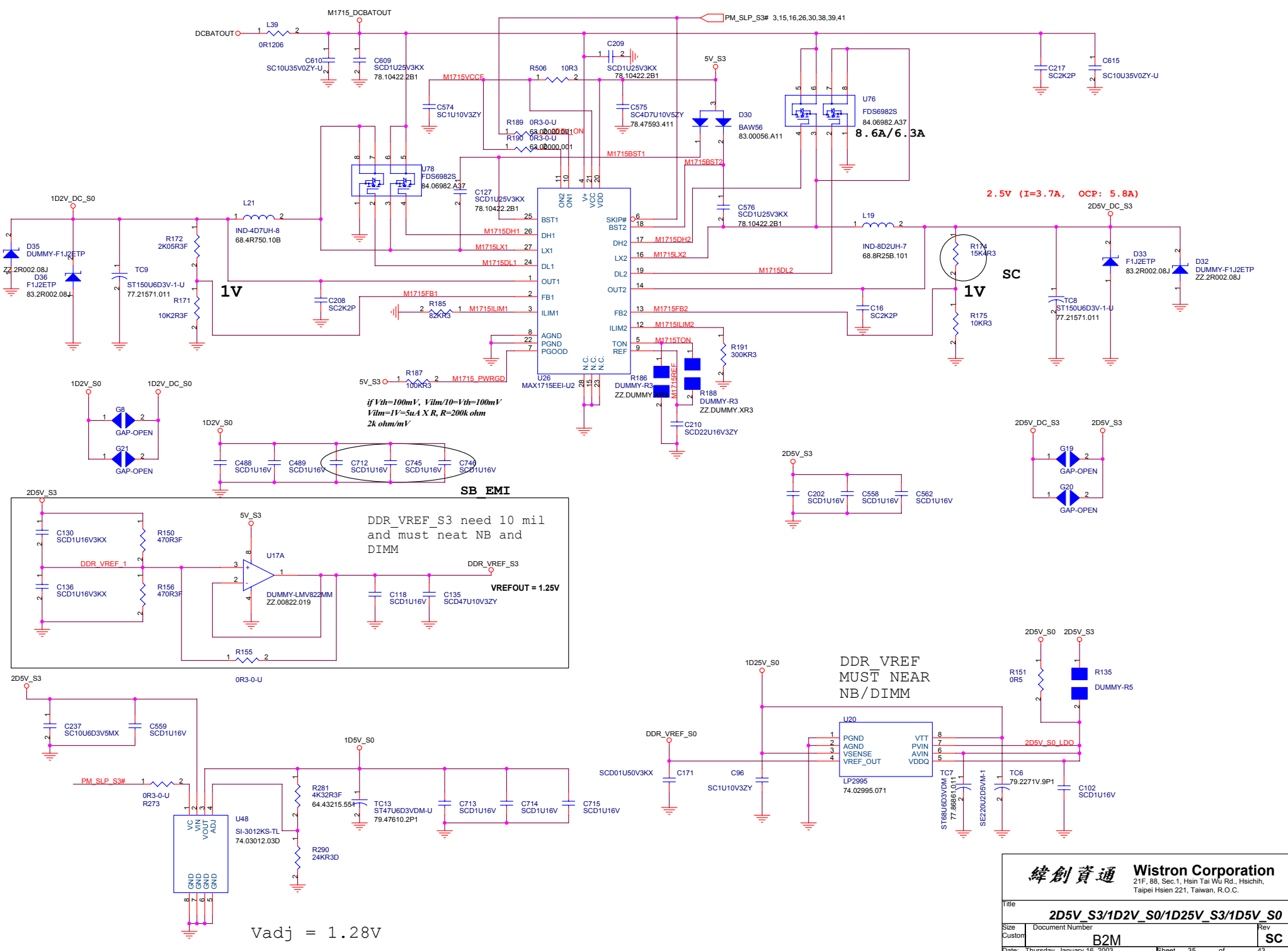
Maxim IMVP-III
Master:
MAX1718

Slave: MAX1887

77.22271.071

緯創資通 Wistron Corporation
 21F, 88, Sec. 1, Hsin Tai Wu Rd., Hsichih,
 Taipei Hsien 221, Taiwan, R.O.C.

Title IMVP III: MAX1718+MAX1887			
Size A3	Document Number B2M	Rev SC	
Date: Thursday, January 16, 2003	Sheet	34	of 43



if $V_{th}=100mV$, $V_{ilm}/10=V_{th}=100mV$
 $V_{ilm}=1V=5uA \times R$, $R=200k \text{ ohm}$
 $2k \text{ ohm/mV}$

DDR VREF_S3 need 10 mil
 and must neat NB and
 DIMM

VREFOUT = 1.25V

DDR VREF
 MUST NEAR
 NB/DIMM

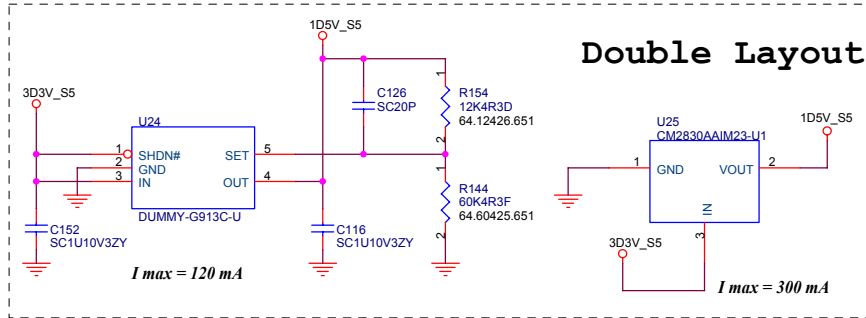
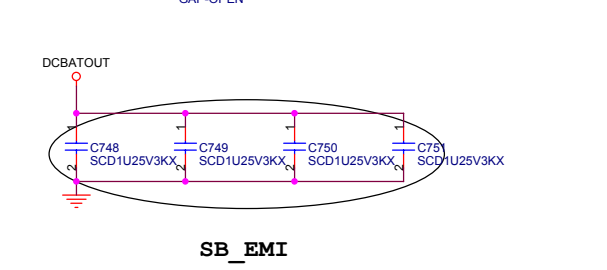
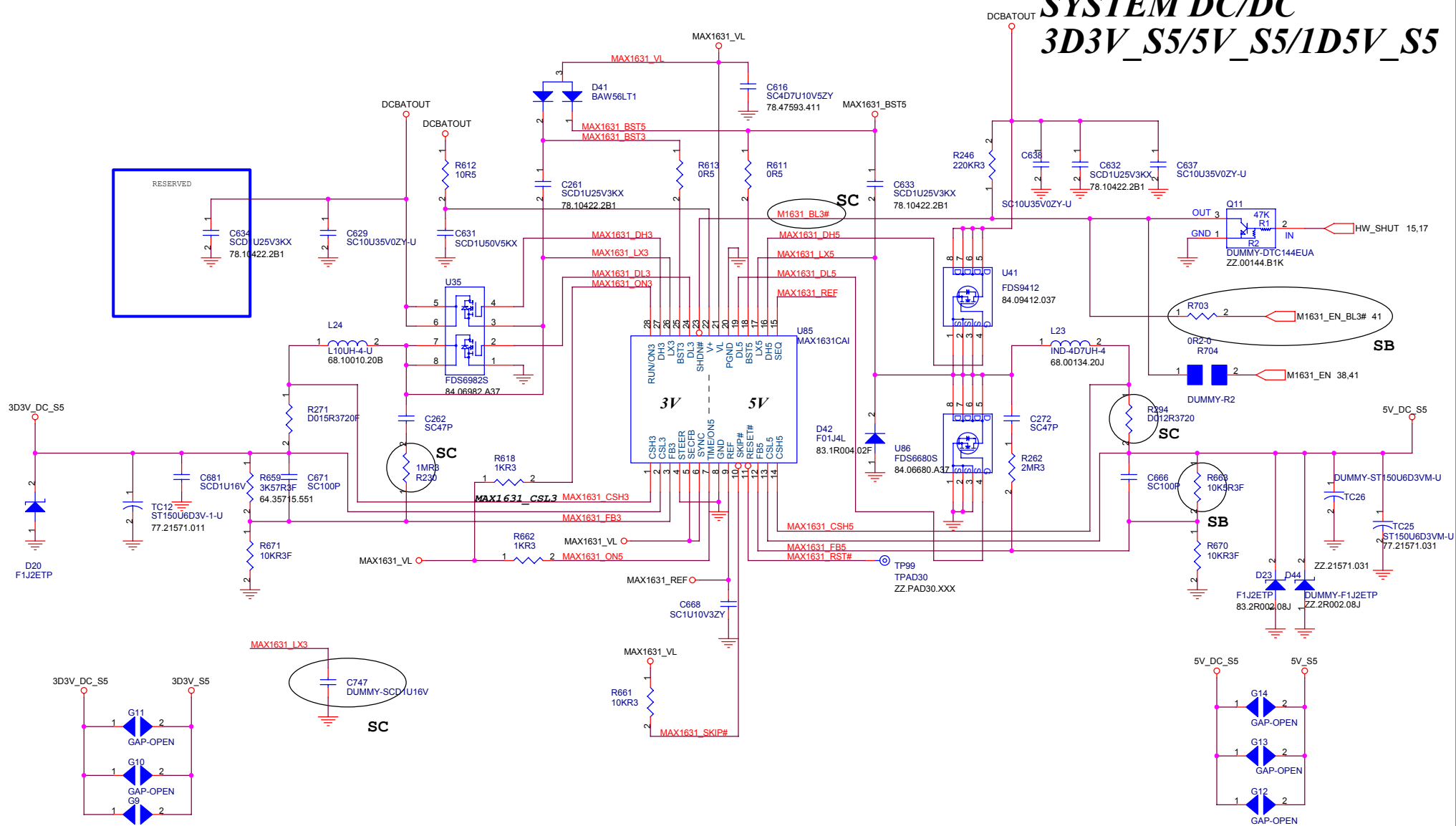
$V_{adj} = 1.28V$

緯創資通 Wistron Corporation
 21F, 88, Sec.1, Hsin Tai Wu Rd., Hsichih,
 Taipei Hsien 221, Taiwan, R.O.C.

File: **2D5V_S3/1D2V_S0/1D25V_S3/1D5V_S0**

Size	Document Number	Rev
Custom	B2M	SC
Date: Thursday, January 16, 2003	Sheet 35 of 43	

SYSTEM DC/DC 3D3V_S5/5V_S5/1D5V_S5

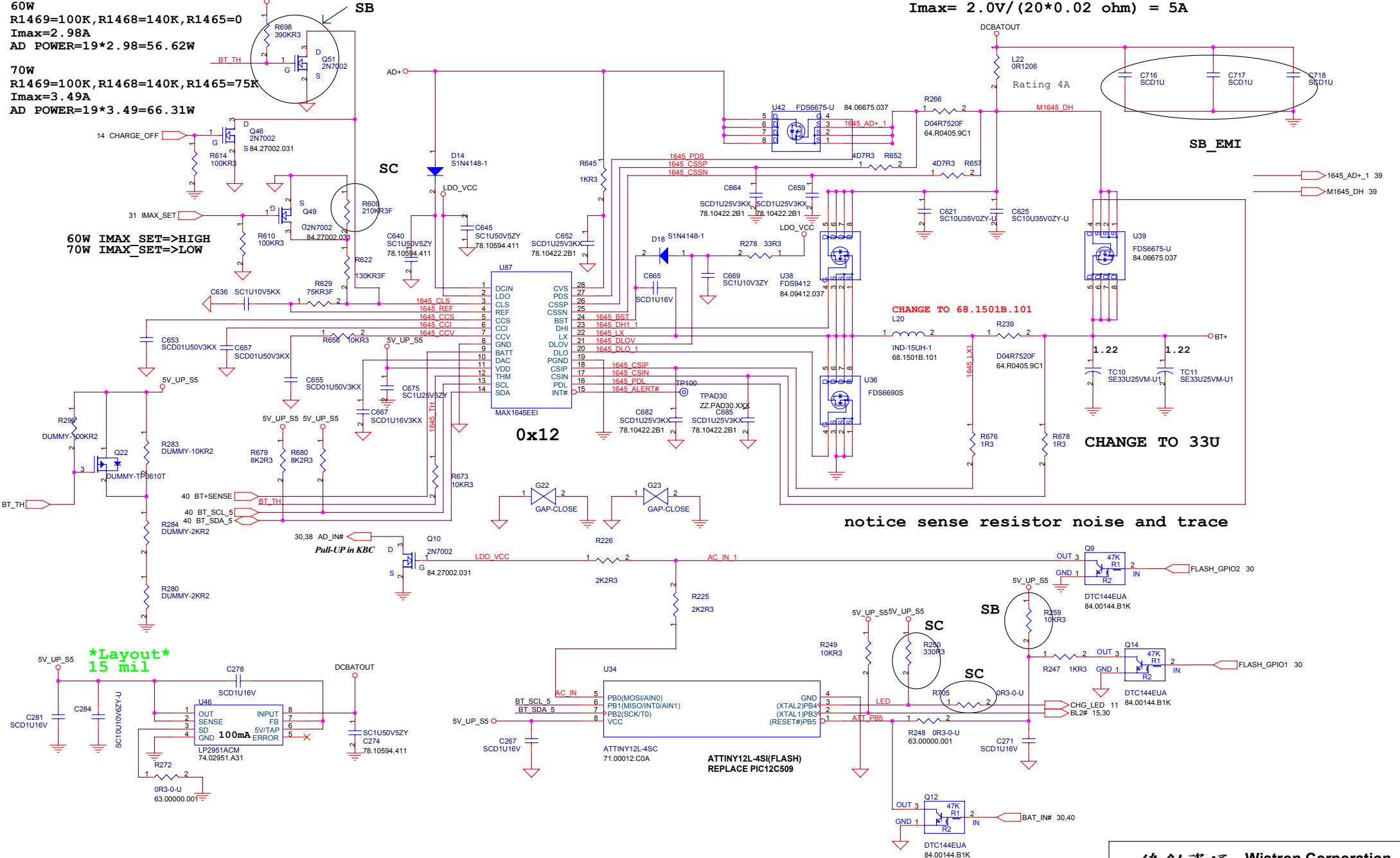


<p>緯創資通 Wistron Corporation 21F, 88, Sec.1, Hsin Tai Wu Rd., Hsichih, Taipei Hsien 221, Taiwan, R.O.C.</p>	
Title	UP+5V/1D5V_S5/3D3V_S5/5V_S5
Size Custom	Document Number B2M
Date: Thursday, January 16, 2003	Rev SC
Sheet 36 of 43	

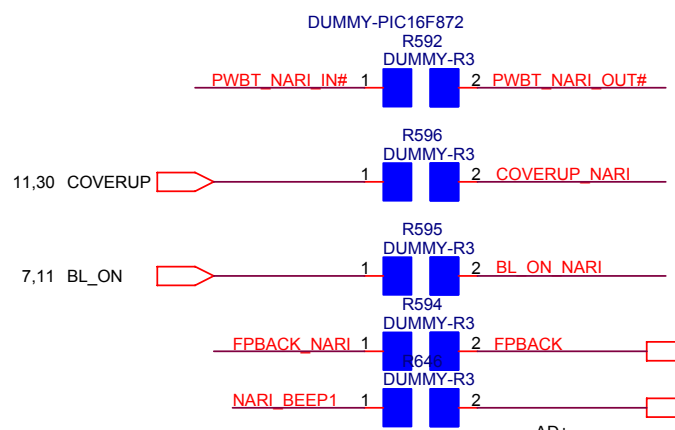
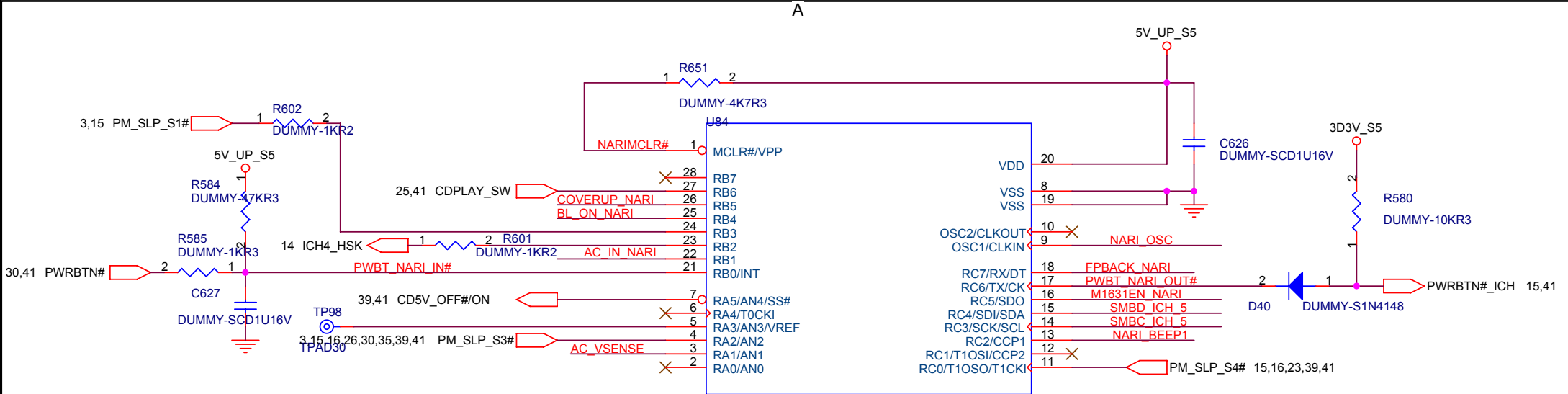
60W
 R1469=100K, R1468=140K, R1465=0
 I_{max}=2.98A
 AD POWER=19*2.98=56.62W

70W
 R1469=100K, R1468=140K, R1465=75K
 I_{max}=3.49A
 AD POWER=19*3.49=66.31W

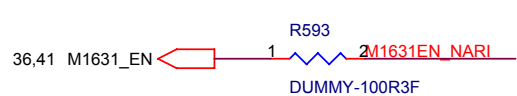
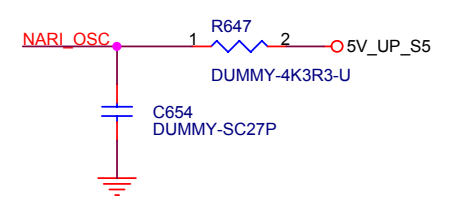
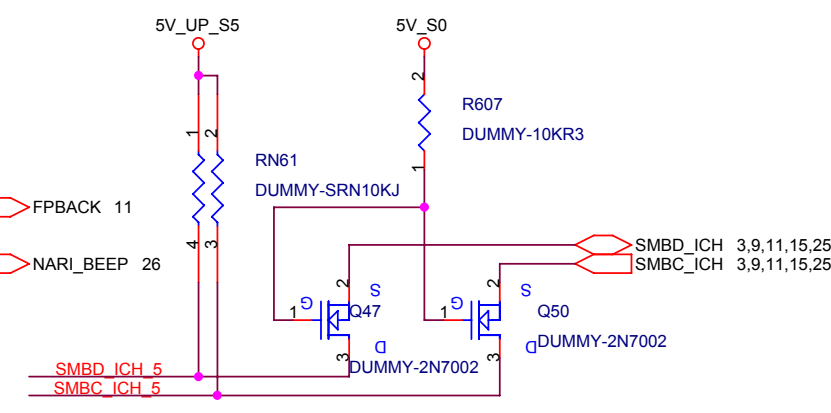
I_{max} = 2.0V / (20*0.02 ohm) = 5A



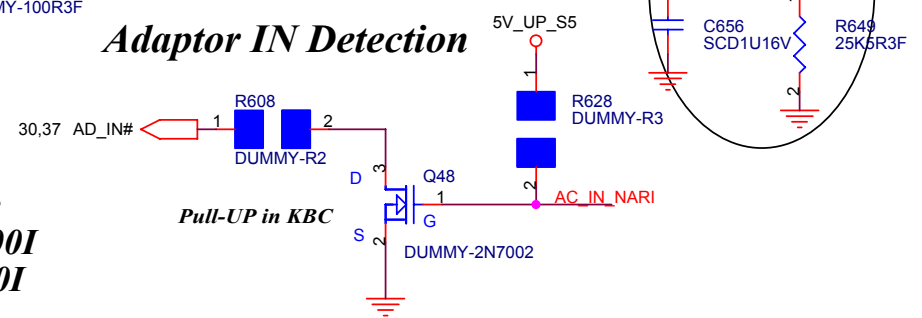
緯創資通 Wistron Corporation	
21F, 88, Sec.1, Hsin Tai Wu Rd., Hsichih, Taipei Hsien 221, Taiwan, R.O.C.	
Title: CHARGER&MicroP	
Size: B2M	Document Number: SC
Custort: B2M	Rev: SC
Date: Friday, January 17, 2003	Sheet 37 of 43



Add "CDPLAY_SW" & "CD5V_OFF#/ON" for NARI



Adaptor IN Detection

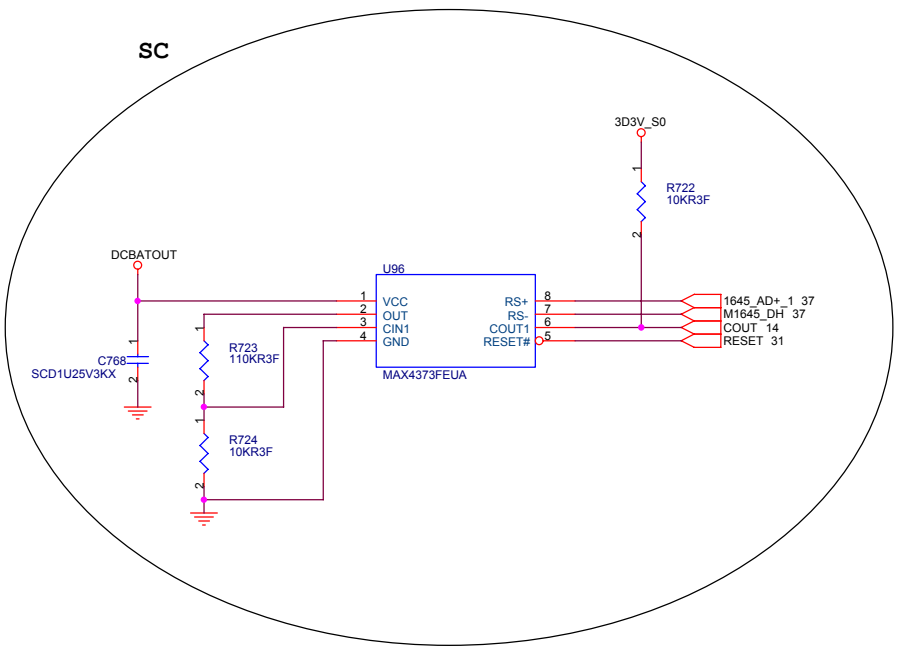
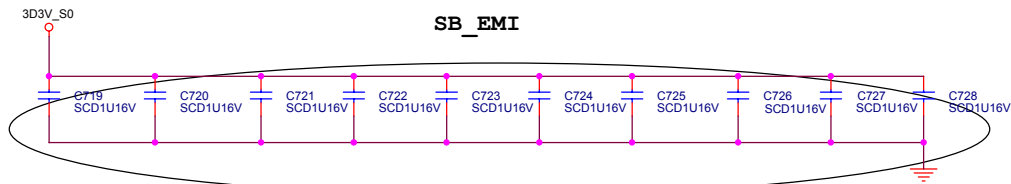


MicroChip Part Number
PIC16F872 : 71.46872.001
PIC16F73 : 71.16F73.001

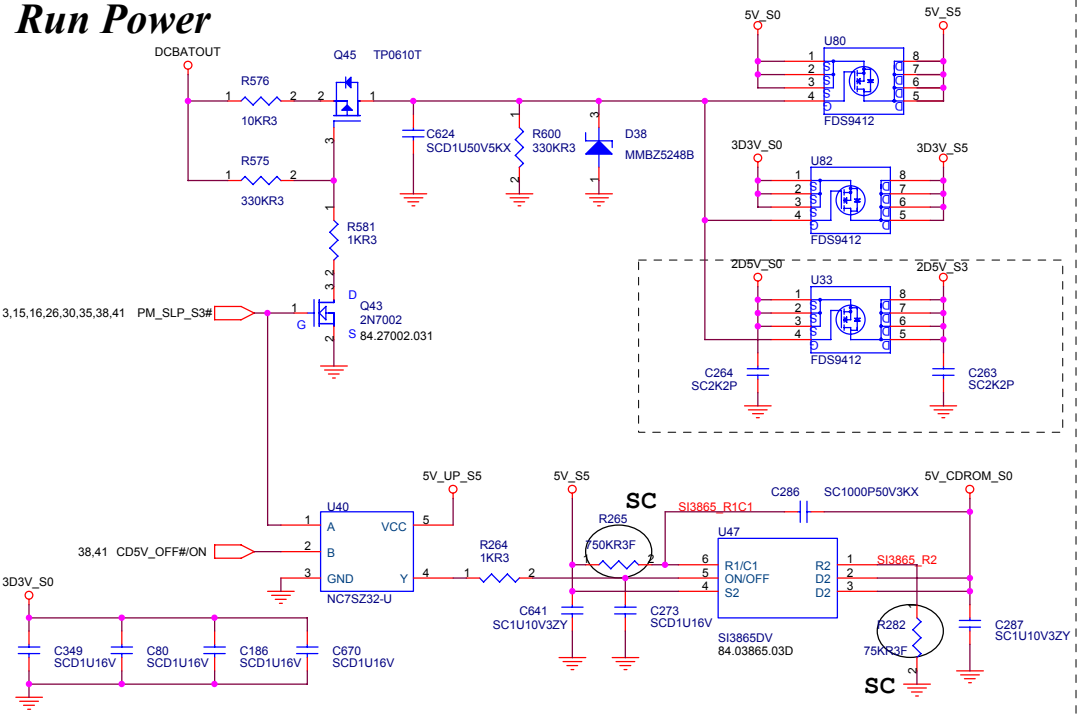
緯創資通		Wistron Corporation	
		21F, 88, Sec.1, Hsin Tai Wu Rd., Hsichih, Taipei Hsien 221, Taiwan, R.O.C.	
Title NARI			
Size A4	Document Number B2M		Rev SC
Date: Thursday, January 16, 2003		Sheet 38	of 43

CPU VID(1D2V)

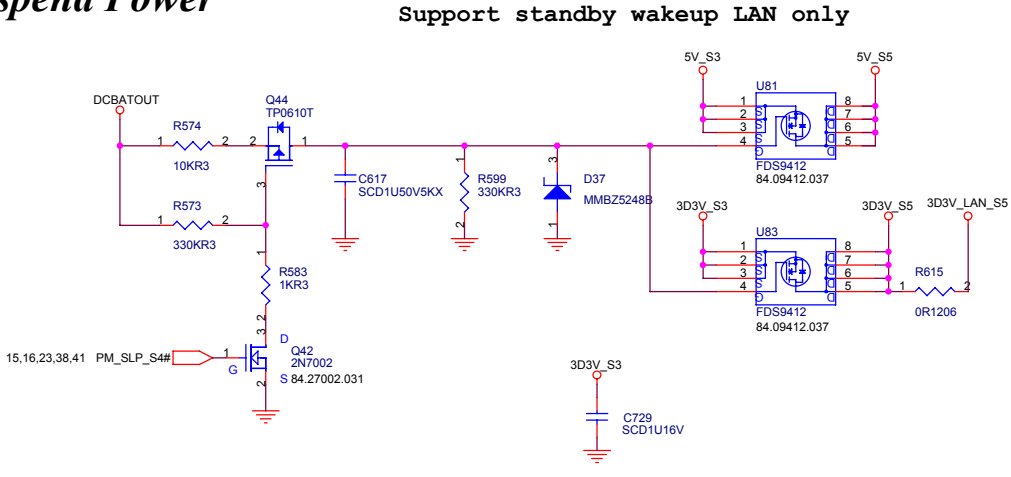
SPEC. FOR DT NORTHWOOD CPU =>150mA
 FOR MB NORTHWOOD CPU =>300mA



Run Power



Suspend Power

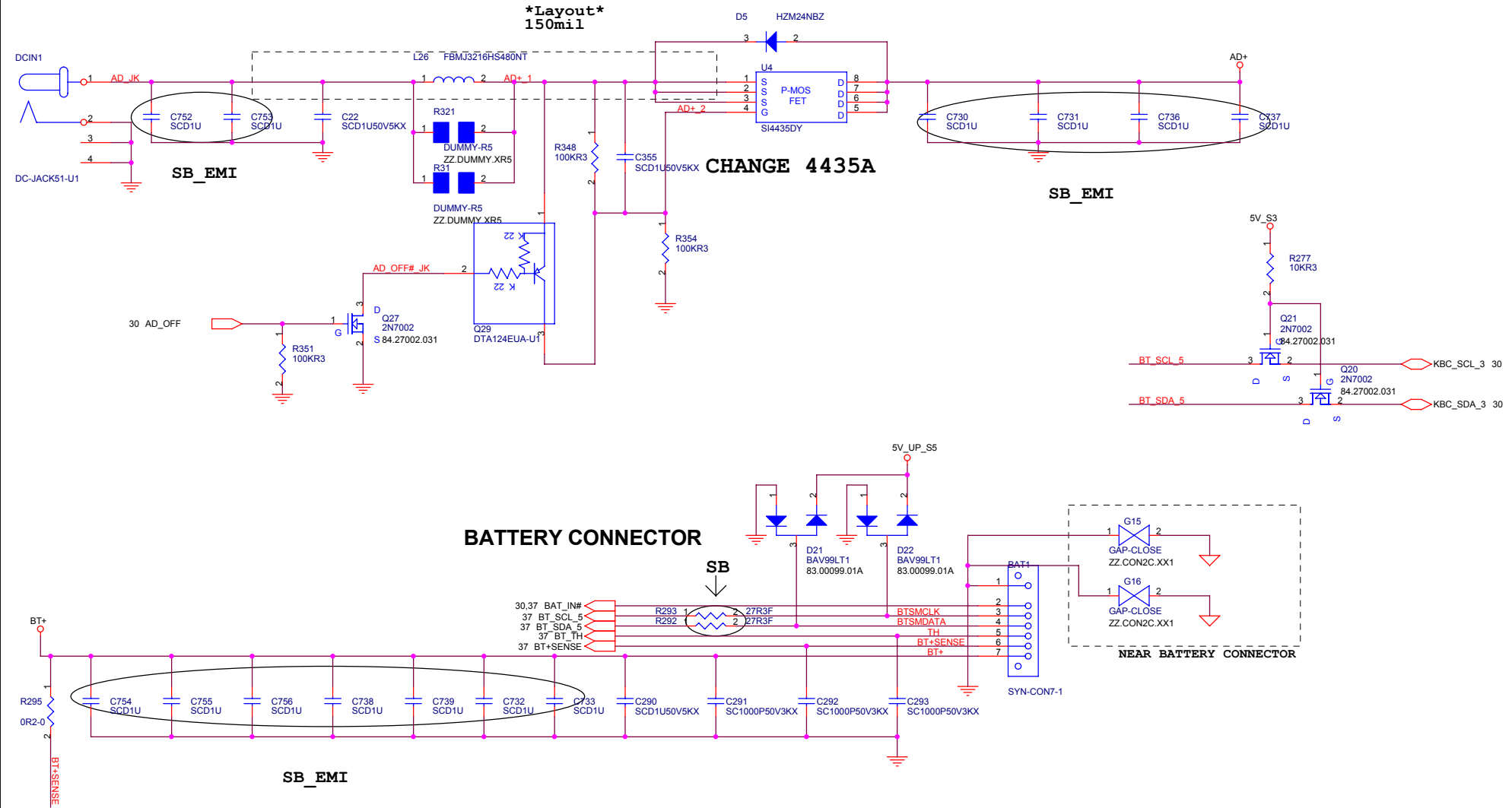


Support standby wakeup LAN only

緯創資通		Wistron Corporation	
21F, 88, Sec.1, Hsin Tai Wu Rd., Hsichih, Taipei Hsien 221, Taiwan, R.O.C.		21F, 88, Sec.1, Hsin Tai Wu Rd., Hsichih, Taipei Hsien 221, Taiwan, R.O.C.	
PWRPLANE&RESETLOGIC			
Title	Document Number	Rev	SC
Size A3	B2M		
Date: Thursday, January 16, 2003	Sheet 39	of	43

Adaptor in to generate DCBATOUT

***Layout*
150mil**



BATTERY CONNECTOR

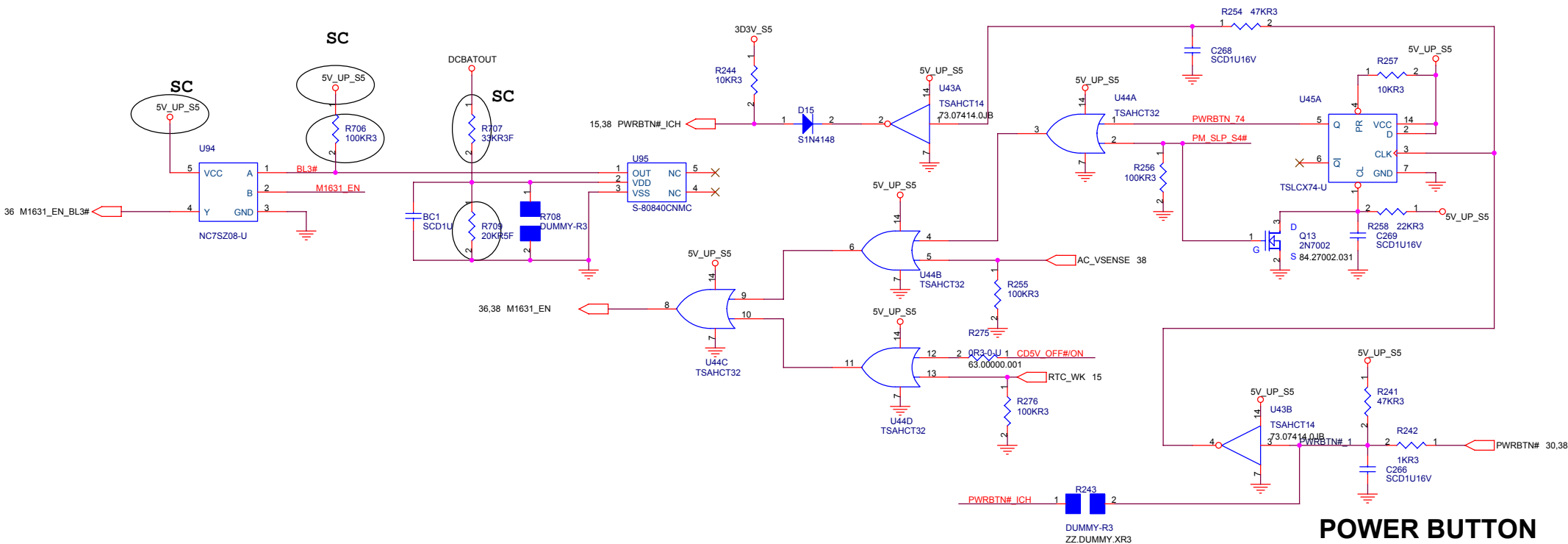
SB

NEAR BATTERY CONNECTOR

緯創資通 Wistron Corporation
21F, 88, Sec.1, Hsin Tai Wu Rd., Hsichih,
Taipei Hsien 221, Taiwan, R.O.C.

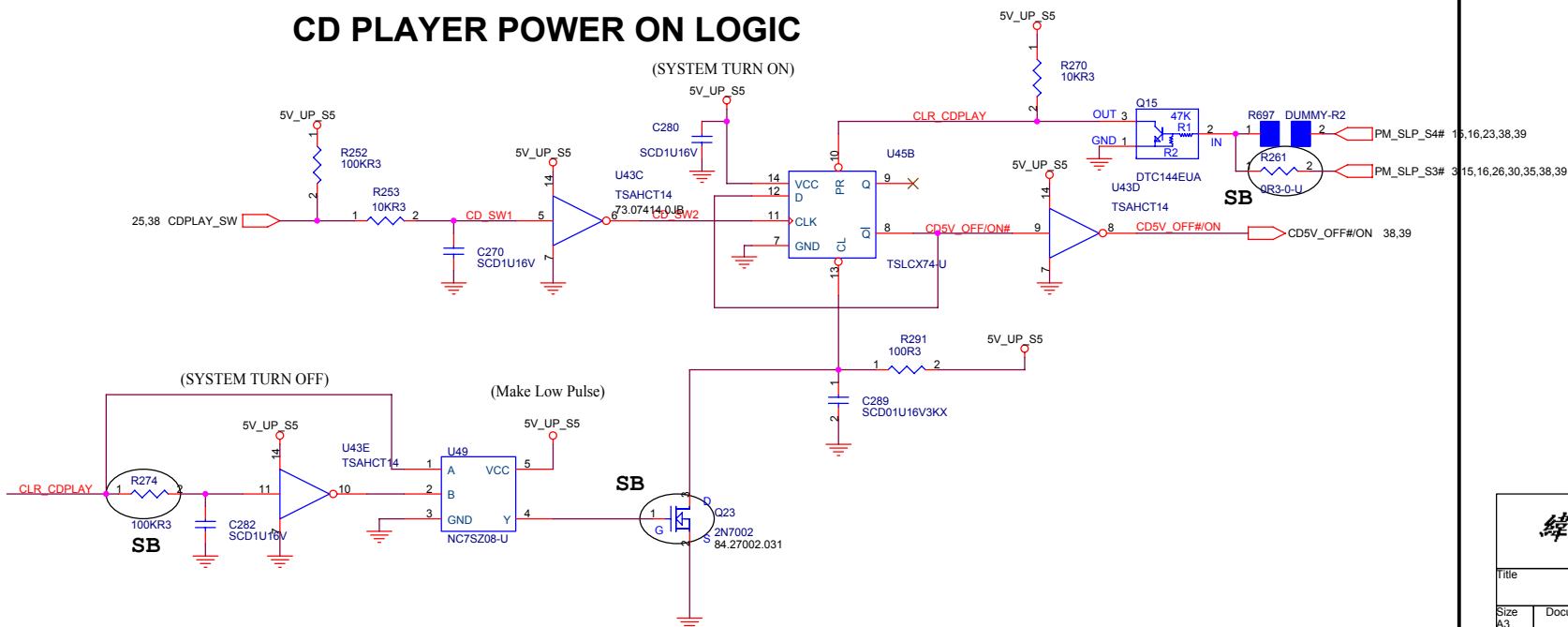
Title		
AD/BATT CONN		
Size	Document Number	Rev
A3	B2M	SC
Date:	Thursday, January 16, 2003	Sheet 40 of 43

A



POWER BUTTON

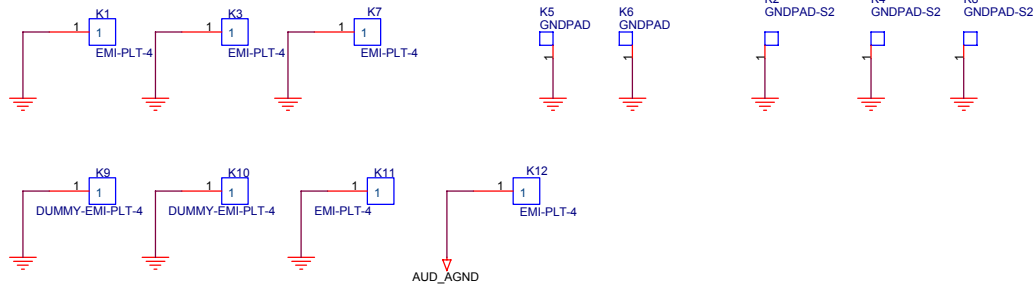
CD PLAYER POWER ON LOGIC



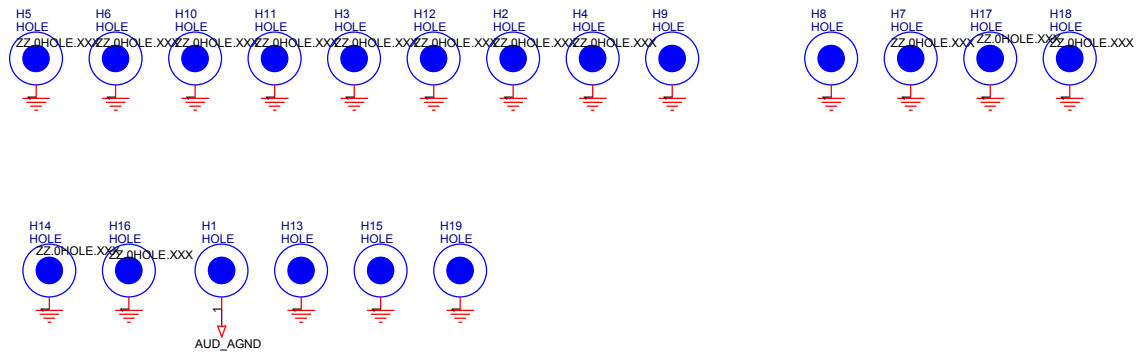
A

緯創資通		Wistron Corporation	
21F, 8F, Sec. 1, Hsin Tai Wu Rd., Hsichih, Taipei Hsien 221, Taiwan, R.O.C.			
Title: POWER ON CIRCUIT			
Size: A3	Document Number: B2M	Rev: SC	
Date: Thursday, January 16, 2003		Sheet: 41	of: 43

NO USE LOGIC

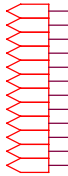


SC



緯創資通		Wistron Corporation	
21F, 88, Sec.1, Hsin Tai Wu Rd., Hsichih, Taipei Hsien 221, Taiwan, R.O.C.			
Title			
MISC			
Size	Document Number		Rev
A3	B2M		SC
Date:	Thursday, January 16, 2003	Sheet	42 of 43

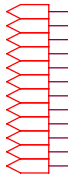
30 KROW8
30 KROW7
30 KROW6
30 KROW5
30 KROW4
30 KROW3
30 KROW2
30 KROW1
30 KCOL16
30 KCOL15
30 KCOL14
30 KCOL13



C773 SC100P50V2JN C774 SC100P50V2JN C775 SC100P50V2JN C776 SC100P50V2JN C777 SC100P50V2JN C778 SC100P50V2JN C779 SC100P50V2JN C780 SC100P50V2JN C781 SC100P50V2JN C782 SC100P50V2JN C783 SC100P50V2JN C784 SC100P50V2JN

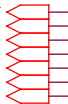
SC_EMI

30 KCOL12
30 KCOL11
30 KCOL10
30 KCOL9
30 KCOL8
30 KCOL7
30 KCOL6
30 KCOL5
30 KCOL4
30 KCOL3
30 KCOL2
30 KCOL1



C785 SC100P50V2JN C786 SC100P50V2JN C787 SC100P50V2JN C788 SC100P50V2JN C789 SC100P50V2JN C790 SC100P50V2JN C791 SC100P50V2JN C792 SC100P50V2JN C793 SC100P50V2JN C794 SC100P50V2JN C795 SC100P50V2JN C796 SC100P50V2JN

25 STOP/EJECT
25 FF
25 LED_SEG0
25 LED_SEG2
25 LED_SEG4
25 LED_SEG6
25 LED_SCAN1



C797 SC100P50V2JN C798 SC100P50V2JN C799 SC100P50V2JN C800 SC100P50V2JN C801 SC100P50V2JN C802 SC100P50V2JN C803 SC100P50V2JN

25 PLAY/PAUSE
25 RW
25 LED_SEG1
25 LED_SEG3_DJ
25 LED_SEG5
25 LED_SEG7
25 LED_SCAN2



C804 SC100P50V2JN C805 SC100P50V2JN C806 SC100P50V2JN C807 SC100P50V2JN C808 SC100P50V2JN C809 SC100P50V2JN C810 SC100P50V2JN

緯創資通		Wistron Corporation	
		21F, 88, Sec.1, Hsin Tai Wu Rd., Hsichih, Taipei Hsien 221, Taiwan, R.O.C.	
Title TEST POINT			
Size Custom	Document Number B2M		Rev SC
Date: Thursday, January 16, 2003	Sheet	43 of	43