

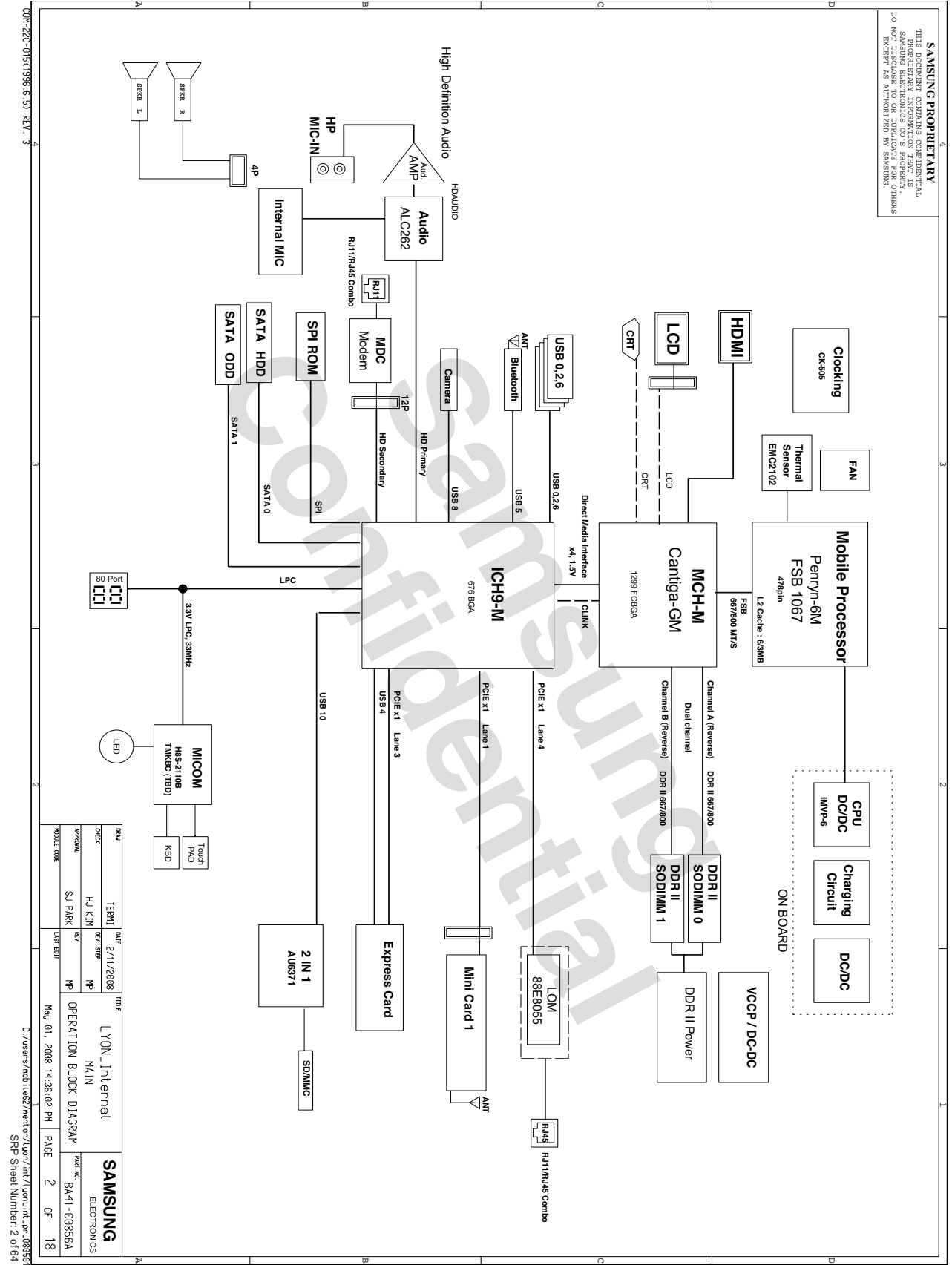
- 이 문서는 삼성전자와의 허가 없이 배포될 수 없습니다 -
- This Document can not be used without Samsung's authorization -

8. Block Diagram and Schematic

<p style="text-align: center;">SAMSUNG PROPRIETARY THIS DOCUMENT CONTAINS CONFIDENTIAL PROPRIETARY INFORMATION THAT IS SAMSUNG'S UNPUBLISHED TRADE SECRETS. IT IS TO BE USED ONLY FOR THE PURPOSES STATED AND IS NOT TO BE REPRODUCED OR EXCEPT AS AUTHORIZED BY SAMSUNG.</p>																																								
<h1>LYON-Internal</h1>																																								
<p>CPU : Intel PENRYN Chip Set : Intel CANTIGA GM + ICH9M Remarks : Mobility Platform</p>																																								
<table border="1"> <tr> <td>Model Name :</td> <td>LYON</td> </tr> <tr> <td>PBA Name :</td> <td>MAIN</td> </tr> <tr> <td>PCB Code :</td> <td>TPT : BA41-00857A GCE : BA41-00856A NAN : BA41-00858A HAN : BA41-00855A MP</td> </tr> <tr> <td>Dev. Step :</td> <td>1.0</td> </tr> <tr> <td>Revision :</td> <td></td> </tr> <tr> <td>T.R. Date :</td> <td>2008.05.03</td> </tr> </table>				Model Name :	LYON	PBA Name :	MAIN	PCB Code :	TPT : BA41-00857A GCE : BA41-00856A NAN : BA41-00858A HAN : BA41-00855A MP	Dev. Step :	1.0	Revision :		T.R. Date :	2008.05.03																									
Model Name :	LYON																																							
PBA Name :	MAIN																																							
PCB Code :	TPT : BA41-00857A GCE : BA41-00856A NAN : BA41-00858A HAN : BA41-00855A MP																																							
Dev. Step :	1.0																																							
Revision :																																								
T.R. Date :	2008.05.03																																							
<table border="1"> <tr> <td>DRAW</td> <td>CHECK</td> <td>APPROVAL</td> </tr> <tr> <td></td> <td></td> <td></td> </tr> </table>		DRAW	CHECK	APPROVAL				<p>Owner : SEC Mobile R & D Signature : _____ X</p>																																
DRAW	CHECK	APPROVAL																																						
<table border="1"> <tr> <td>DATE</td> <td>TIME</td> <td>DATE</td> <td>TITLE</td> </tr> <tr> <td>2008</td> <td>11/20</td> <td>2008</td> <td>LYON_Internal</td> </tr> <tr> <td>08</td> <td>14:36</td> <td>08</td> <td>COVER</td> </tr> <tr> <td>01</td> <td>14:36:02</td> <td>PM</td> <td></td> </tr> </table>	DATE	TIME	DATE	TITLE	2008	11/20	2008	LYON_Internal	08	14:36	08	COVER	01	14:36:02	PM		<table border="1"> <tr> <td>DESIGNER</td> <td>CHK</td> <td>DATE</td> </tr> <tr> <td>HJ KIM</td> <td>SJP</td> <td>08</td> </tr> <tr> <td>SJ PARK</td> <td>MP</td> <td></td> </tr> </table>	DESIGNER	CHK	DATE	HJ KIM	SJP	08	SJ PARK	MP		<table border="1"> <tr> <td>DATE</td> <td>TIME</td> </tr> <tr> <td>2008</td> <td>11/20</td> </tr> <tr> <td>08</td> <td>14:36:02</td> </tr> </table>	DATE	TIME	2008	11/20	08	14:36:02	<table border="1"> <tr> <td>DATE</td> <td>TIME</td> </tr> <tr> <td>2008</td> <td>11/20</td> </tr> <tr> <td>08</td> <td>14:36:02</td> </tr> </table>	DATE	TIME	2008	11/20	08	14:36:02
DATE	TIME	DATE	TITLE																																					
2008	11/20	2008	LYON_Internal																																					
08	14:36	08	COVER																																					
01	14:36:02	PM																																						
DESIGNER	CHK	DATE																																						
HJ KIM	SJP	08																																						
SJ PARK	MP																																							
DATE	TIME																																							
2008	11/20																																							
08	14:36:02																																							
DATE	TIME																																							
2008	11/20																																							
08	14:36:02																																							
<p style="text-align: right;">D:\user\mob\1e62\ent of Lyon\nt\yon_nt_dp_080503 SRP Sheet Number: 1 of 64</p>																																								


- 이 문서는 삼성전자의 기술 자산으로 승인자만이 사용할 수 있습니다 -
 - This Document can not be used without Samsung's authorization -

8. Block Diagram and Schematic



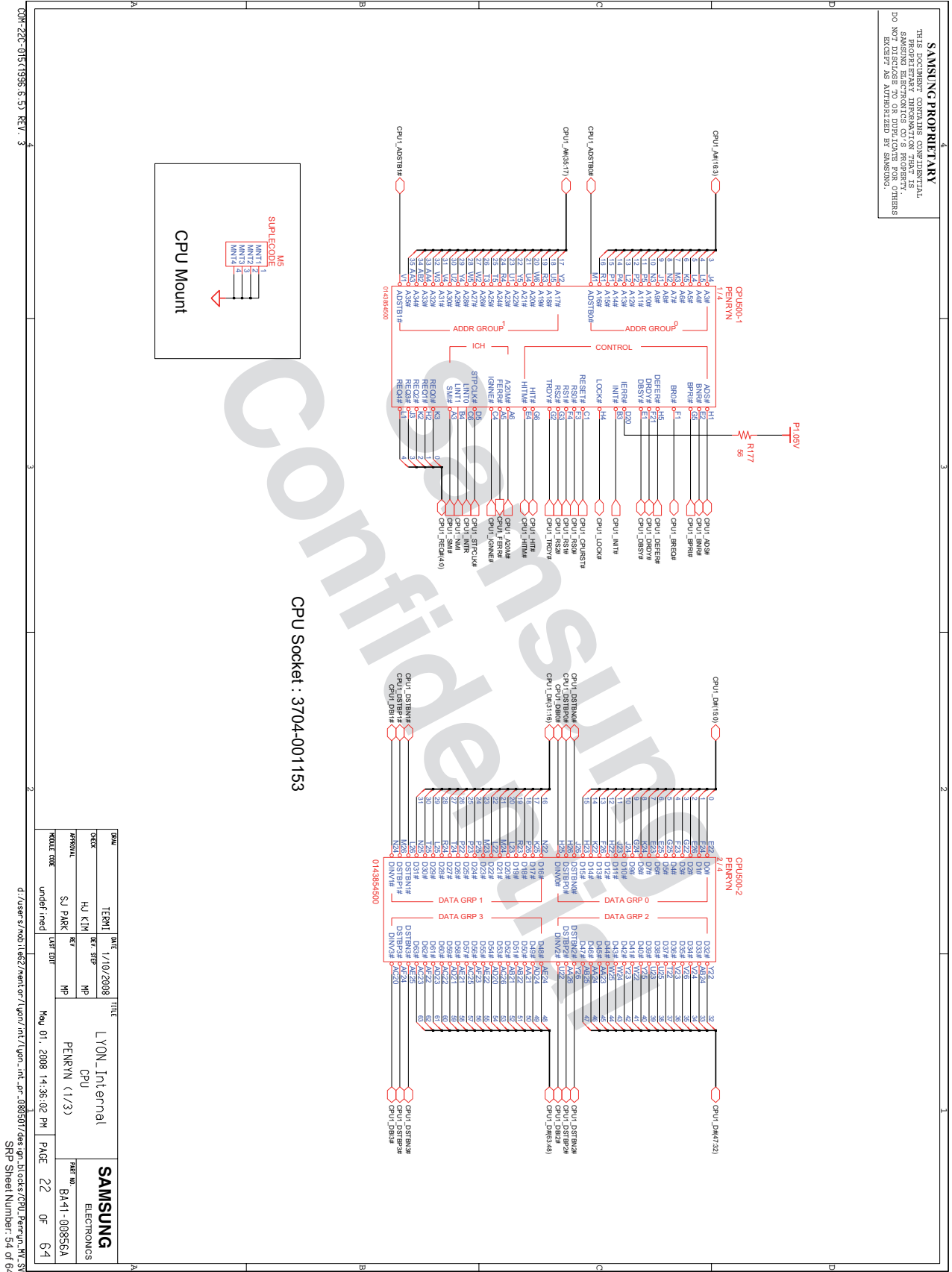
- 이 문서는 삼성전자의 기술 자산으로 승인자만이 사용할 수 있습니다 -
- This Document can not be used without Samsung's authorization -

8. Block Diagram and Schematic



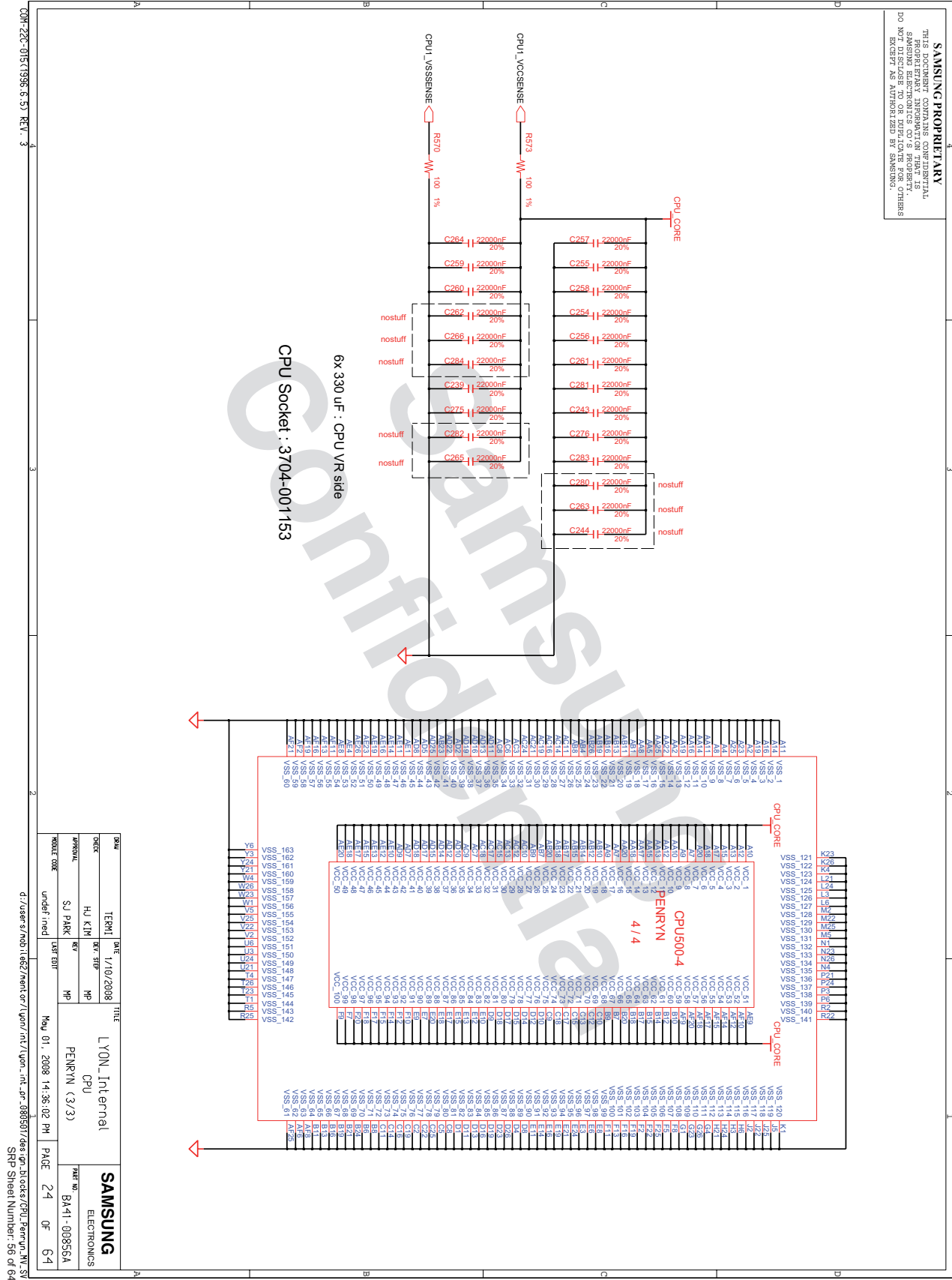
- 이 문서는 삼성전자의 기술 자산으로 승인자만이 사용할 수 있습니다 -
- This Document can not be used without Samsung's authorization -

8. Block Diagram and Schematic



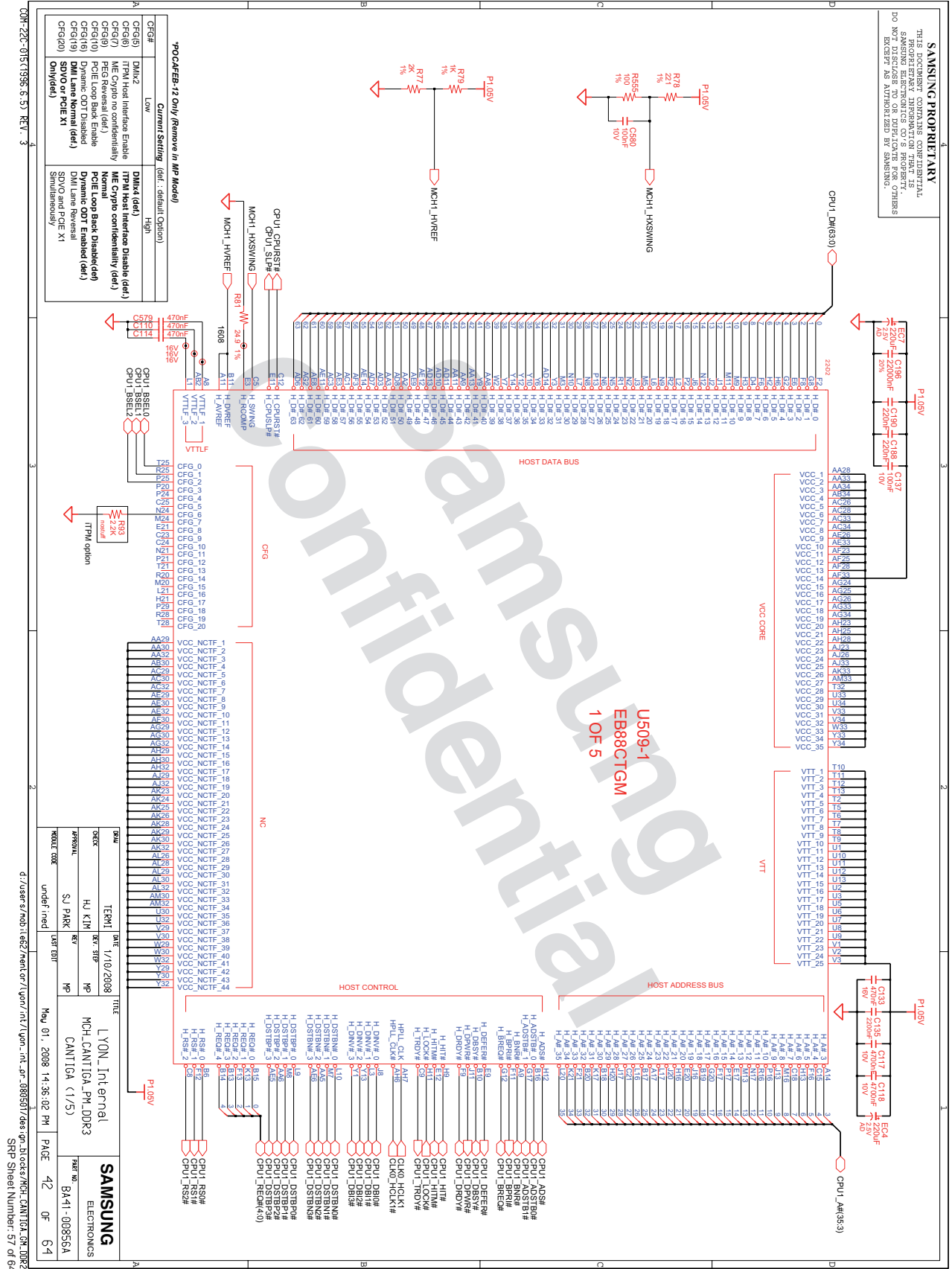
- 이 문서는 삼성전자의 기술 자산으로 승인자만이 사용할 수 있습니다 -
 - This Document can not be used without Samsung's authorization -

8. Block Diagram and Schematic



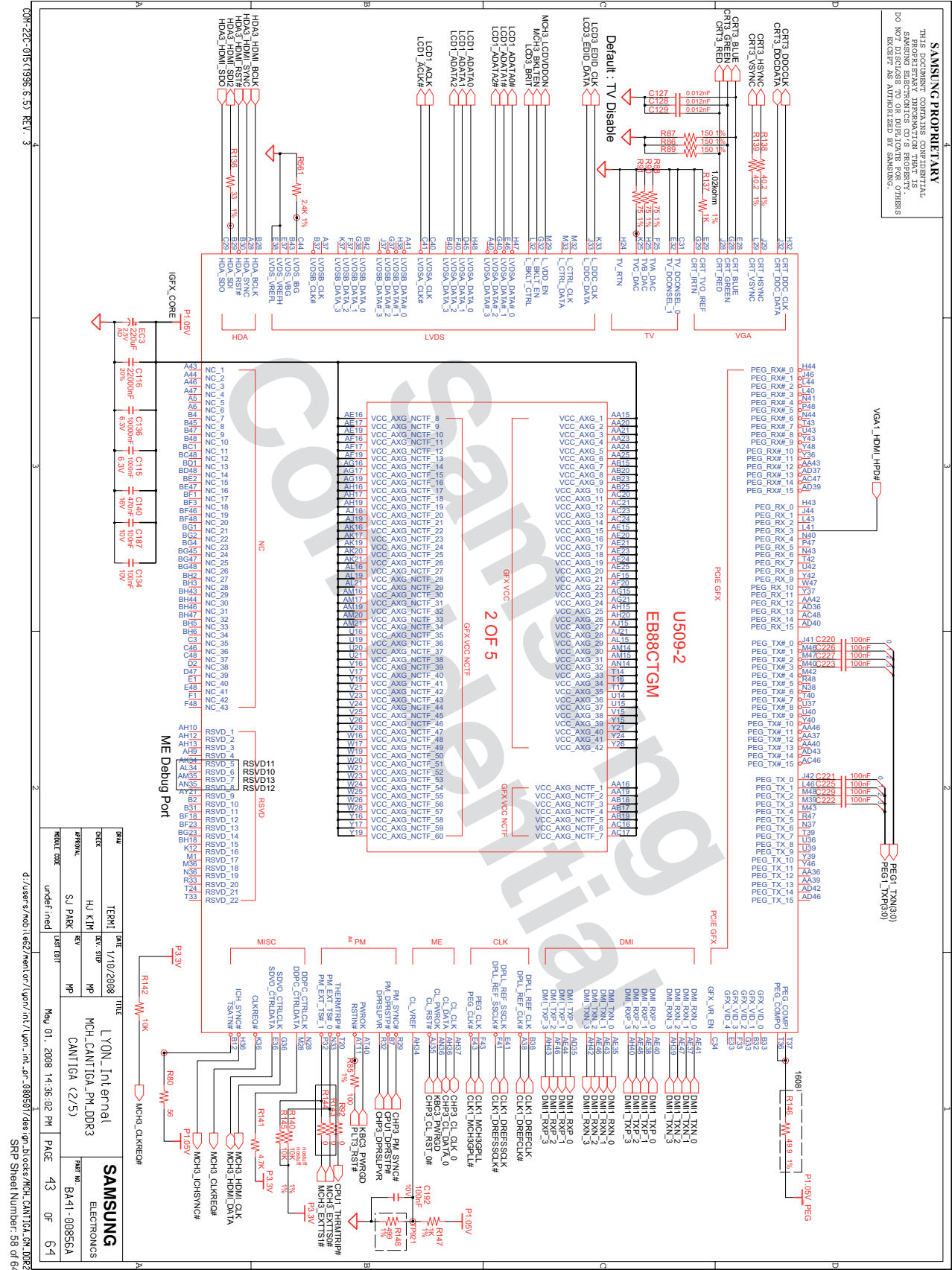
- 이 문서는 삼성전자의 기술 자산으로 승인자만이 사용할 수 있습니다 -
- This Document can not be used without Samsung's authorization -

8. Block Diagram and Schematic




- 이 문서는 삼성전자의 기술 자산으로 승인자만이 사용할 수 있습니다 -
 - This Document can not be used without Samsung's authorization -

8. Block Diagram and Schematic



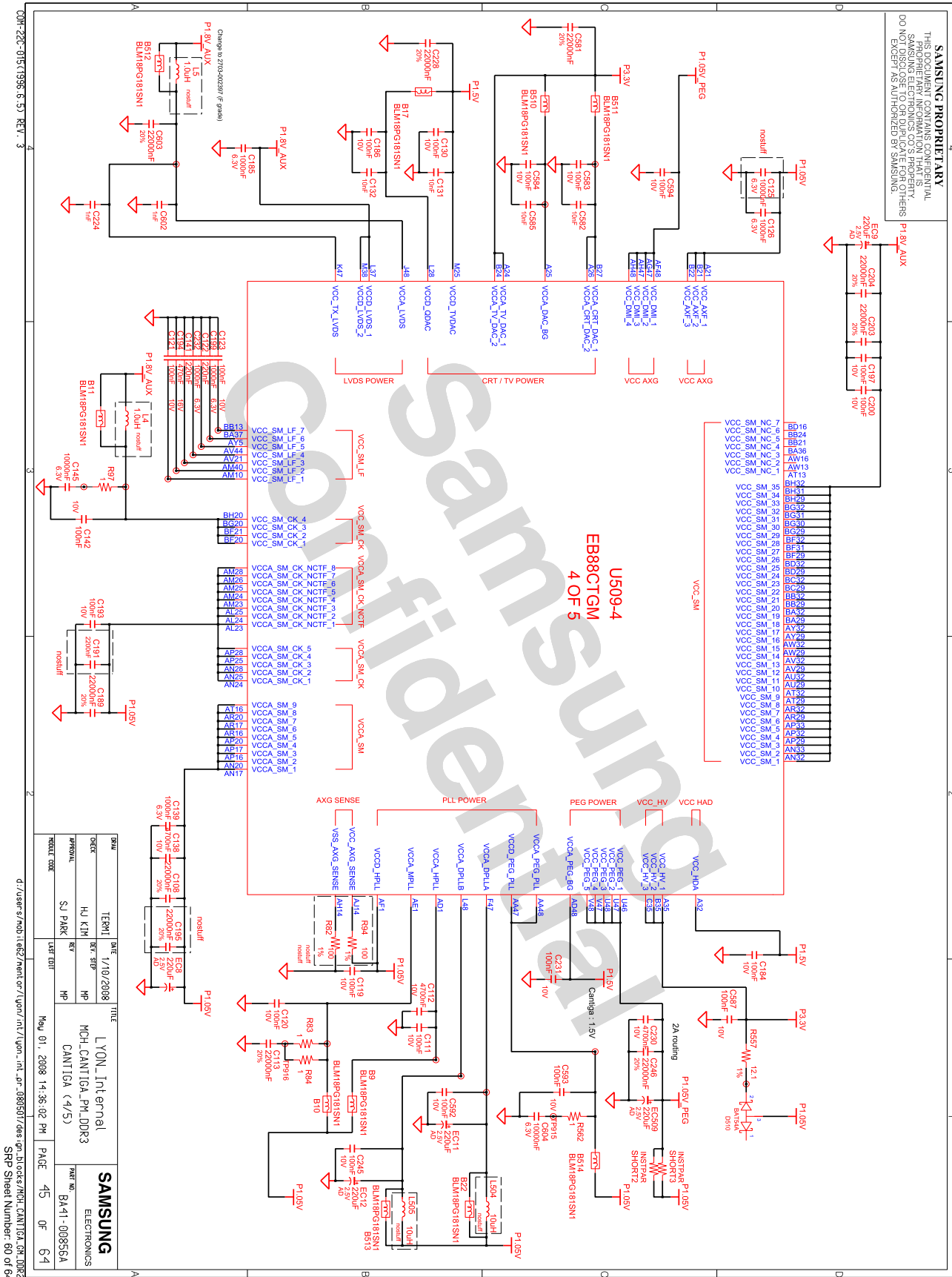
- 이 문서는 삼성전자의 기술 자산으로 승인자만이 사용할 수 있습니다 -
 - This Document can not be used without Samsung's authorization -

8. Block Diagram and Schematic



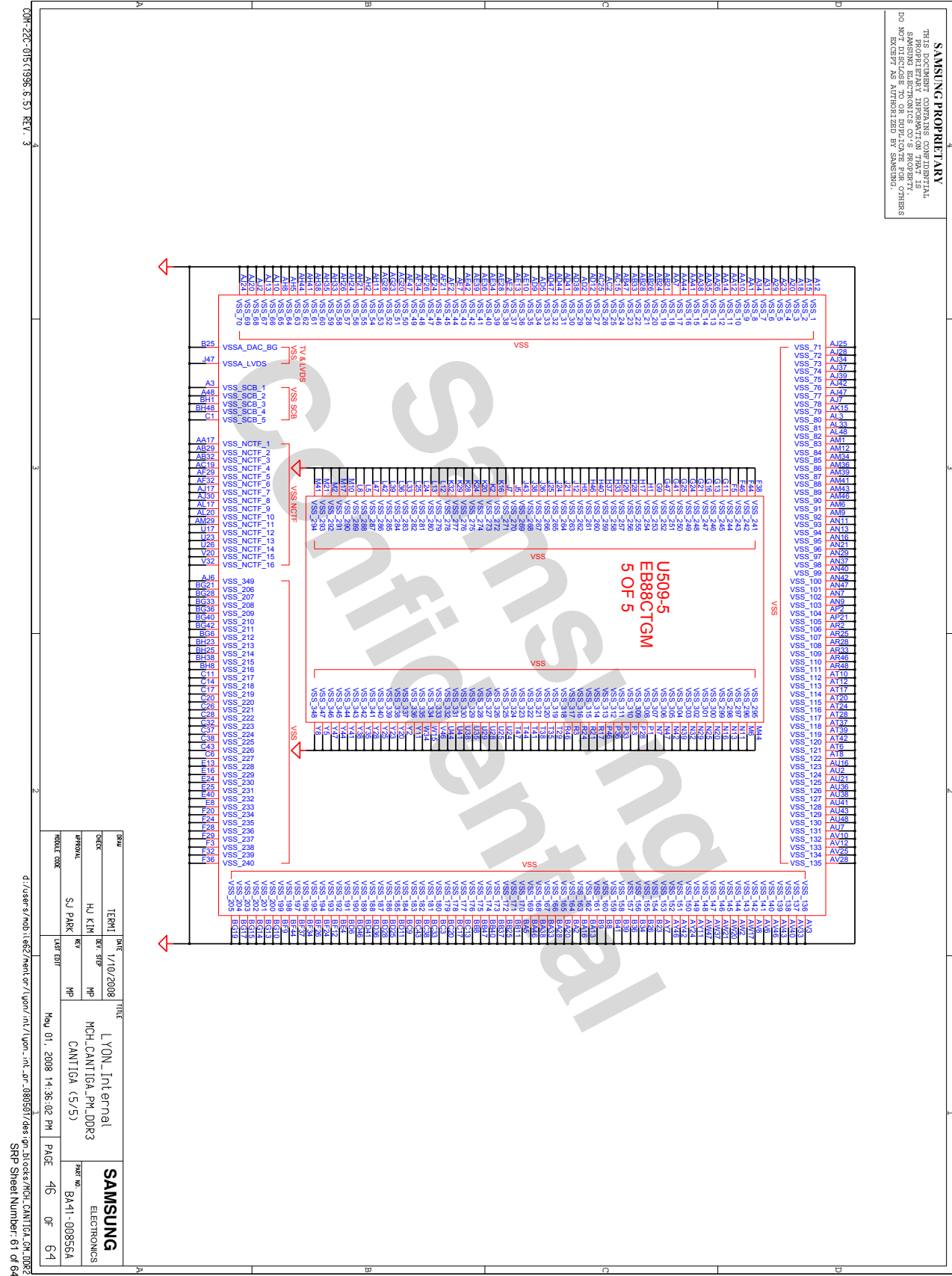
- 이 문서는 삼성전자의 기술 자산으로 승인자만이 사용할 수 있습니다 -
 - This Document can not be used without Samsung's authorization -

8. Block Diagram and Schematic




- 이 문서는 삼성전자의 기술 자산으로 승인자만이 사용할 수 있습니다 -
 - This Document can not be used without Samsung's authorization -

8. Block Diagram and Schematic



- 이 문서는 삼성전자의 기술 자산으로 승인자만이 사용할 수 있습니다 -
- This Document can not be used without Samsung's authorization -

8. Block Diagram and Schematic

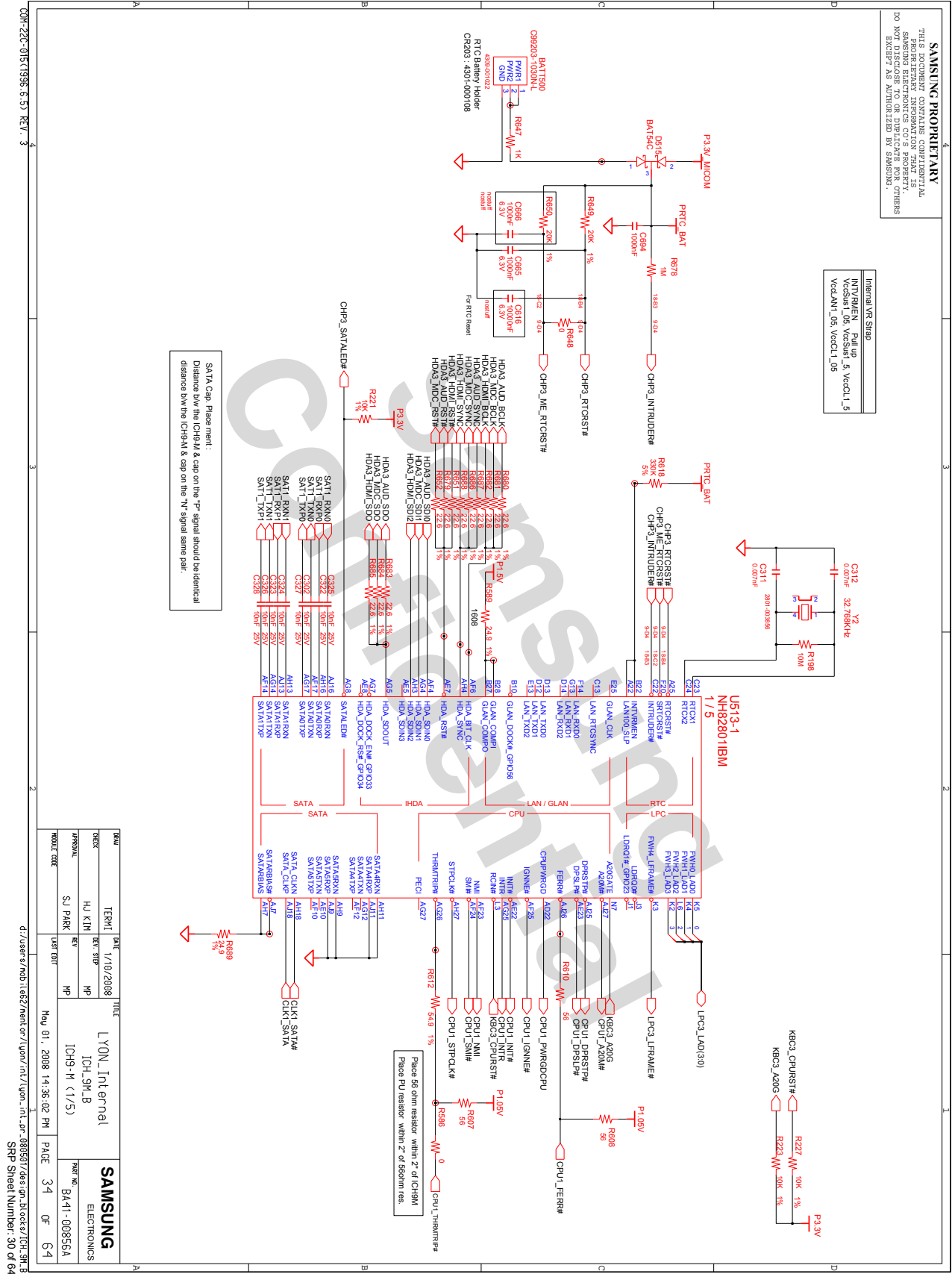


d:\user\j\mob1\827\main\cof\l\yon\nt\l\yon...n1...dr_488597\dss\qf_n1\dcs\501\IM_DDR2

SRP Sheet Number: 03 of 64

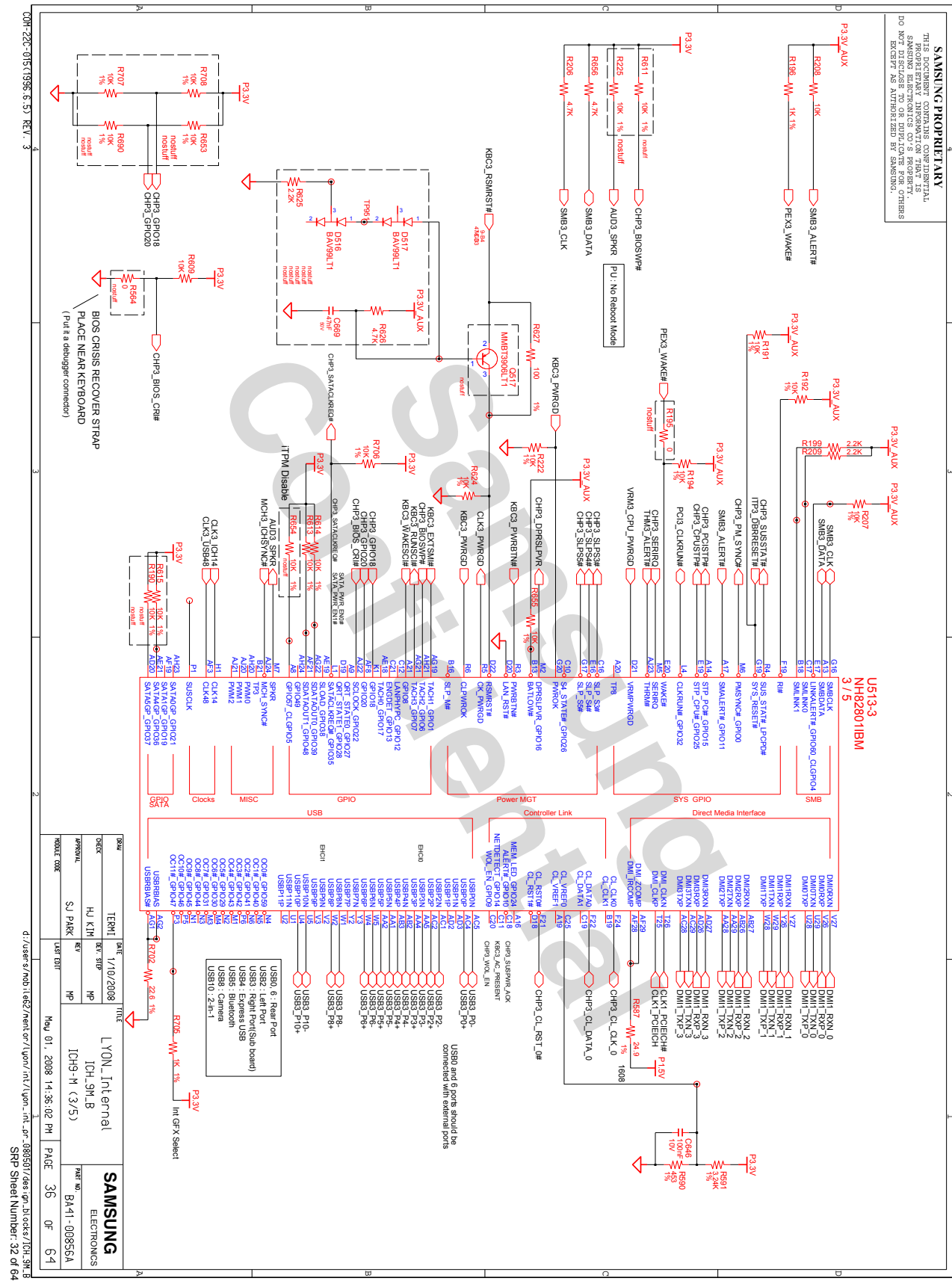
- 이 문서는 삼성전자의 기술 자산으로 승인자만이 사용할 수 있습니다 -
- This Document can not be used without Samsung's authorization -

8. Block Diagram and Schematic



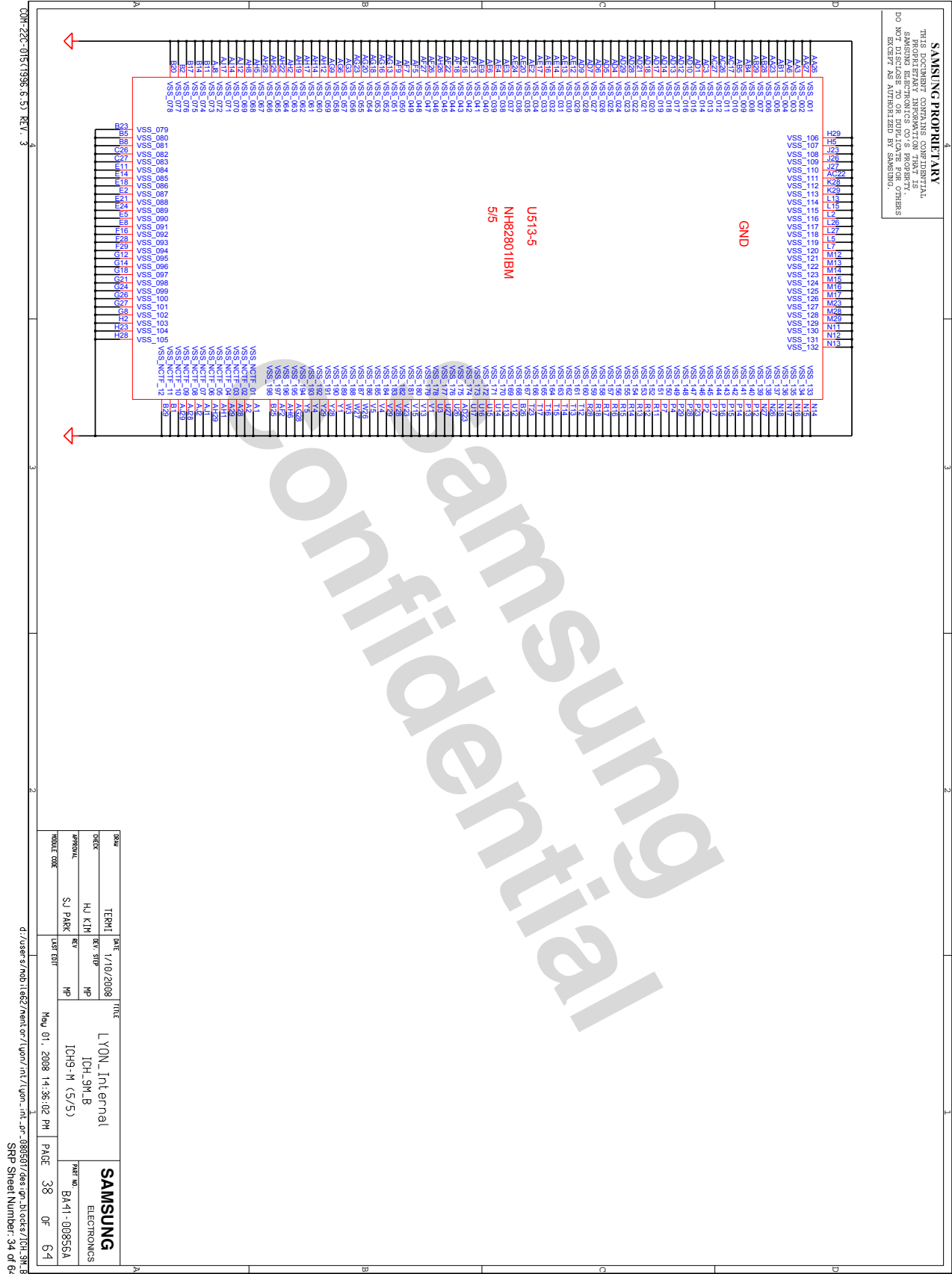
- 이 문서는 삼성전자의 기술 자산으로 승인자만이 사용할 수 있습니다 -
 - This Document can not be used without Samsung's authorization -

8. Block Diagram and Schematic



- 이 문서는 삼성전자의 기술 자산으로 승인자만이 사용할 수 있습니다 -
 - This Document can not be used without Samsung's authorization -

8. Block Diagram and Schematic



- 이 문서는 삼성전자의 기술 자산으로 승인자만이 사용할 수 있습니다 -
 - This Document can not be used without Samsung's authorization -

8. Block Diagram and Schematic

SAMSUNG PROPRIETARY
 THIS DOCUMENT CONTAINS CONFIDENTIAL INFORMATION AND IS THE PROPERTY OF SAMSUNG ELECTRONICS CO. S PROPERTY. DO NOT DISCLOSE TO OR DUPLICATE FOR OTHERS EXCEPT AS AUTHORIZED BY SAMSUNG.

- SPI ROM LIST -

02	VERIFY REAL MODE	66	CONFIGURE ADVANCE CACHE REG.
03	DISABLE NMI	6A	DISPLAY EXTERNAL CACHE SIZE
04	GET CPU TYPE	6C	DISPLAY SHADOW MESSAGE
06	INIT. SYSTEM HW	6E	DISPLAY NONDISPOSABLE SEGMENT
08	INIT. CHIPSET REG.	70	DISPLAY ERROR MESSAGE
09	SET IN POST FLAG	72	CHECK FOR CONFIGURATION ERROR
0A	INIT CPU REG	74	TEST REAL-TIME CLOCK
0B	CPU CACHE ON	76	CHECK FOR KEYBOARD ERROR
0C	INIT CACHE TO POST	7C	SETUP HARDWARE INTERRUPT VECTOR
0E	INIT. IO VALUE	7E	TEST COPROCESSER IF PRESENT
0F	ENABLE THE L-BUS IDE	80	DISABLE ON-BOARD IO PORT
10	INIT. POWER MANAGER	82	DETECT AND INSTALL EXT RS232C
11	LOAD ALTERNATE REG.	84	DETECT AND INSTALL EXT PARALLEL
12	PCI BUS MASTER RESET	86	RE-INIT. ON-BOARD IO PORT
13	PCI BUS MASTER RESET WITH INITIAL POST VALUE	88	INIT BIOS DATA ROM
14	INIT. KEYBOARD CONTROLLER	8A	INIT EXTENDED BIOS DATA AREA
16	CHECK CHECKSUM	8C	INIT. FDD CONTROLLER
18	8254 TIMER INIT.	9A	SHADOW OPTION ROMS
1A	8237 DMA CONTROLLER INIT.	9C	SETUP POWER MANAGEMENT
1C	RESET INTERRUPT CONTROLLER	9E	ENABLE HW INTERRUPT
20	TEST DRAM REFRESH	A4	SET TIME OF DAY
22	TEST 8742 KEYBOARD CONTROLLER	A8	ERASE F2 PROMPT
24	SET ES SEGMENT REG. TO 4GB	AA	SCAN FOR F2 KEY STROKE
26	ENABLE A20	AC	ENTER SETUP
28	AUTO SIZING DRAM	AE	CLEAR IN POST FLAG
32	COMPUTE THE CPU SPEED	B0	CHECK FOR ERRORS
34	TEST CMOS RAM	B2	POST DUMP-PREPARE TO BOOT O/S
38	SHADOW SYSTEM BIOS ROM	B4	ONE BEEP
3A	AUTO SIZING CACHE	B6	CHECK PASSWORD (OPTION)
3C	CONFIGURE ADVANCED CHIPSET REG.	B7	ADP INIT
30	LOAD ALTER REG. WITH CMOS VALUE	BA	DMI INIT
42	INIT. INTERRUPT VECTOR	BE	CLEAR SCREEN
44	INIT. BIOS INTERRUPT	CE	TRY BOOT WITH INT19
46	CHECK ROM COPYRIGHT NOTICE	D0	INTERUPT HANDLER ERROR
47	INIT. I20 SUPPORT IF INSTALLED	D2	UNKNOWN INTERRUPT ERROR
48	CHECK VIDEO CONFIGURE AGAINST CMOS	D4	PENDING INTERRUPT ERROR
49	INIT. PCI BUS AND DEVICE	D6	SHUTDOWN 5
4A	INIT. ALL VIDEO BIOS ROM	B8	SHUTDOWN ERROR
4C	SHADOW VIDEO BIOS ROM	DA	EXTENDED BLOCK MOVE
50	DISPLAY CPU TYPE AND SPEED	DC	SHUTDOWN 10
52	TEST KEYBOARD	88	ENABLE NMI
54	SET KEYLOCK IF ENABLED	90	INIT. HDD CONTROLLER
56	ENABLE KEYBOARD	91	INIT. LOCAL BUS HDD CONTROLLER
58	TEST FOR UNEXPECTED INTERRUPTS	92	JUMP TO USER PATCH 2
5A	DISPLAY "PRESS SETUP"	94	DISABLE A20 ADDRESS LINE
5C	TEST RAM BETWEEN 512K AND 840K	96	CLEAR HUGE ES SEGMENT REG.
60	TEST EXTENDED MEMORY	98	SEARCH FOR OPTION ROMS
62	TEST EXTENDED MEMORY ADDRESS LINE		
64	JUMP TO USER PATCH 1		

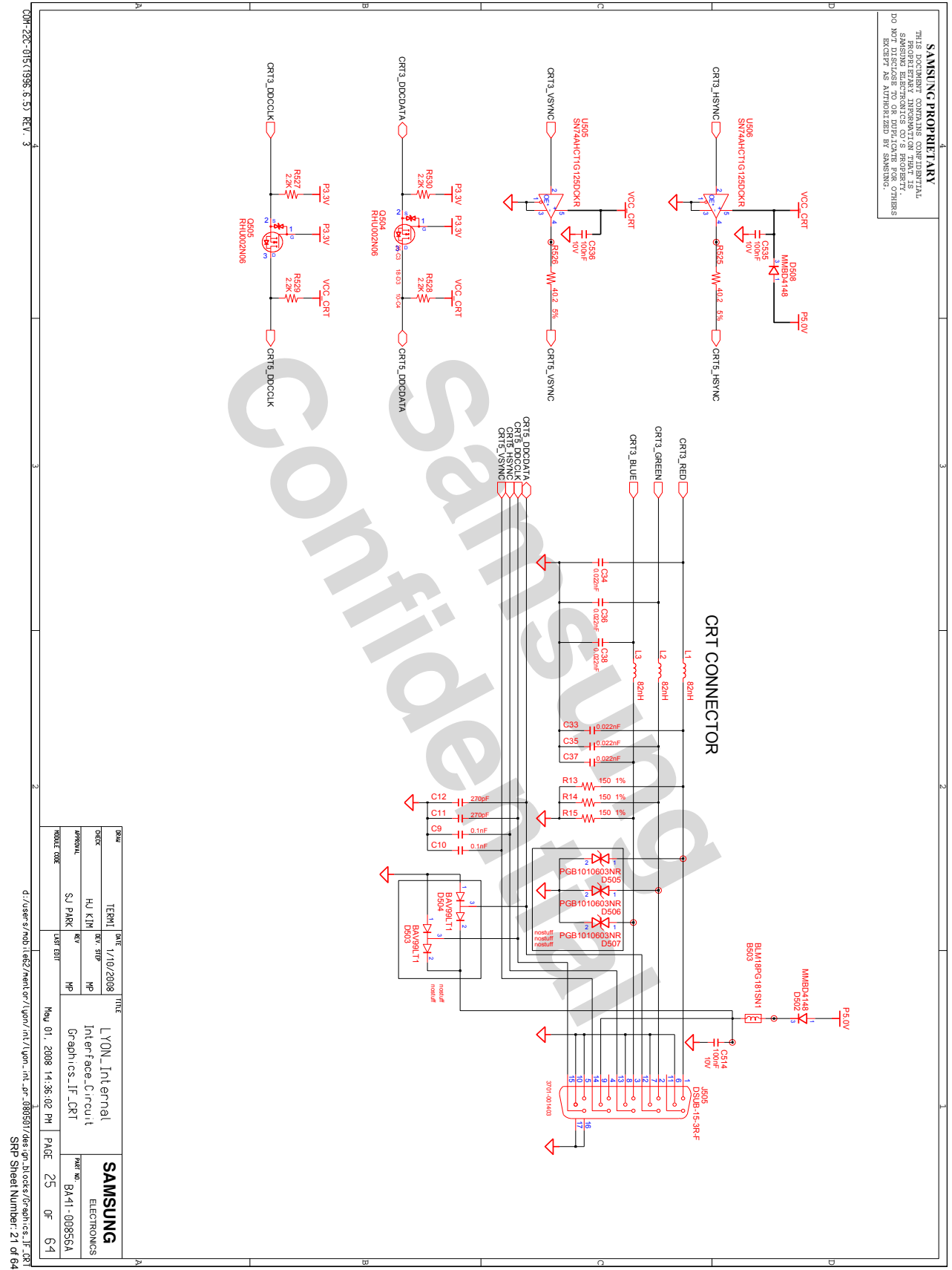
REV	DATE	DESCRIPTION	BY	CHK
0001	1/10/2008	INITIAL	HU KIM	MP
0002		REV. 001	SJ PARK	MP

d:\user\5\mb\1\862\main\sr\l\youn\nt\l\youn\nt_sp_0885612\dsk\gm\di\cos\k7871_BIOS_ROM SRP Sheet Number: 49 of 64
 Rev 01, 2008 14:36:02 PM PAGE 60 OF 64

SAMSUNG
 ELECTRONICS
 PART NO. BA-41-00856A

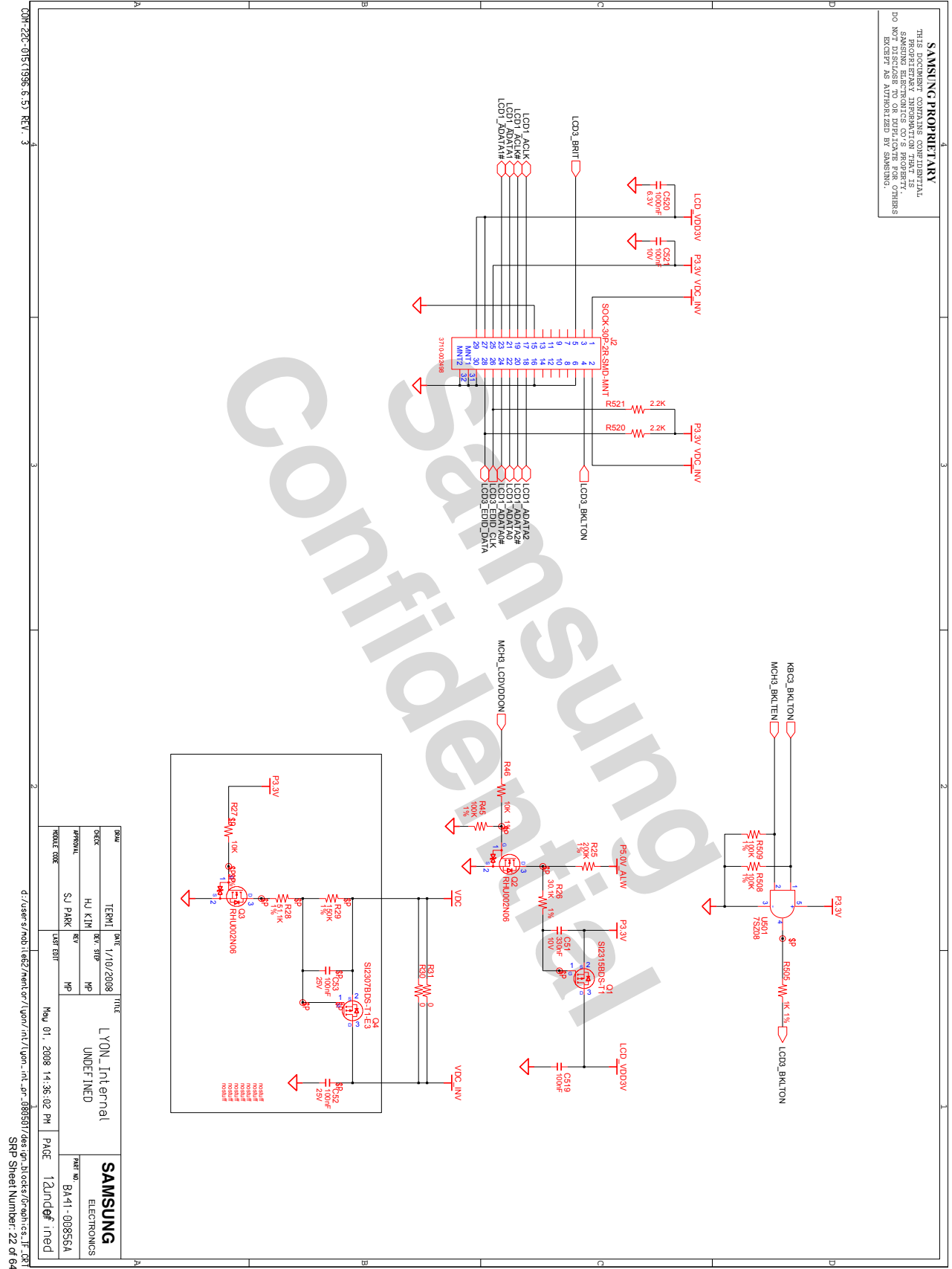
- 이 문서는 삼성전자의 기술 자산으로 승인자만이 사용할 수 있습니다 -
- This Document can not be used without Samsung's authorization -

8. Block Diagram and Schematic




- 이 문서는 삼성전자의 기술 자산으로 승인자만이 사용할 수 있습니다 -
- This Document can not be used without Samsung's authorization -

8. Block Diagram and Schematic



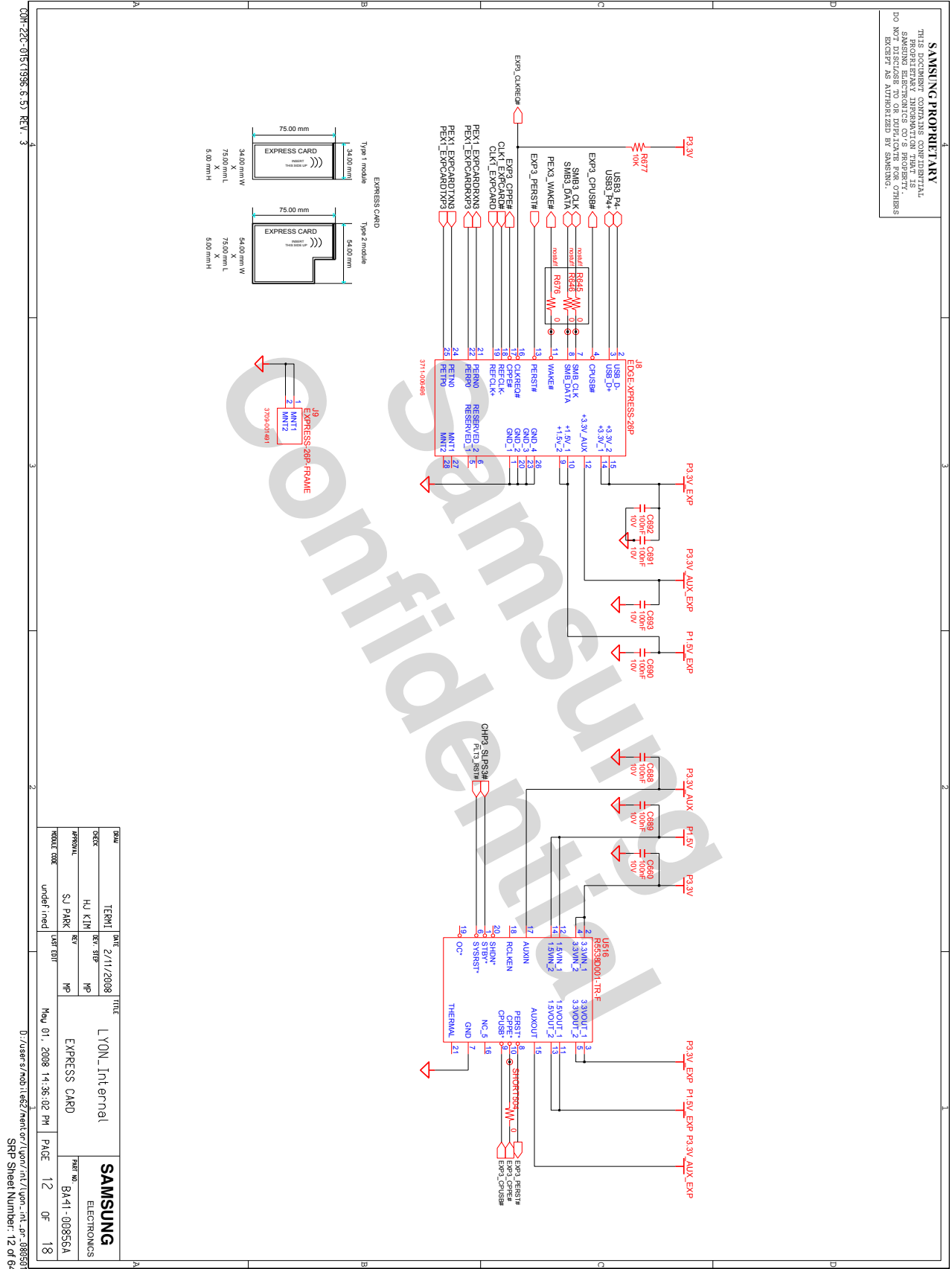
- 이 문서는 삼성전자의 기술 자산으로 승인자만이 사용할 수 있습니다 -
- This Document can not be used without Samsung's authorization -

8. Block Diagram and Schematic




- 이 문서는 삼성전자의 기술 자산으로 승인자만이 사용할 수 있습니다 -
- This Document can not be used without Samsung's authorization -

8. Block Diagram and Schematic



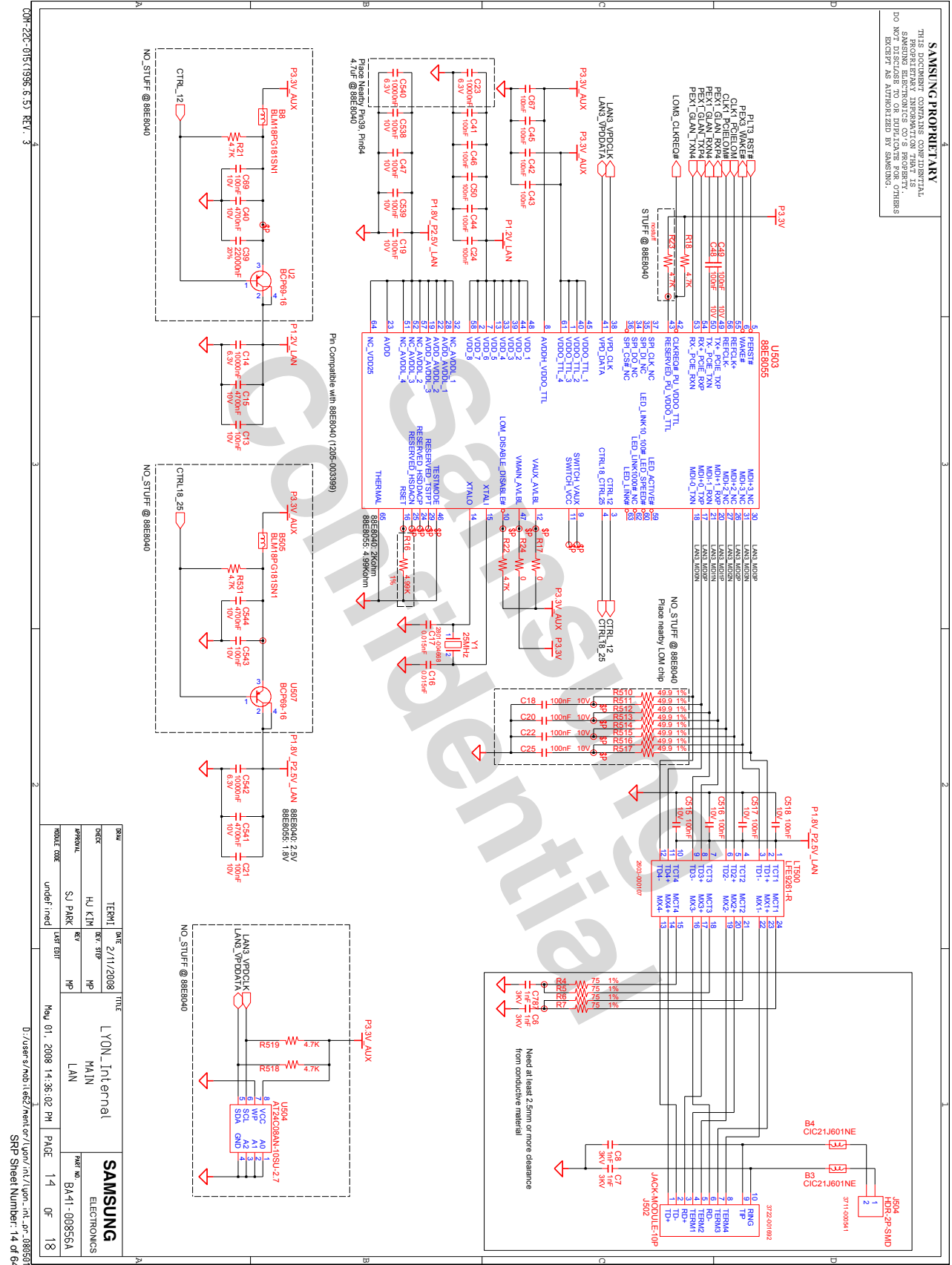
- 이 문서는 삼성전자의 기술 자산으로 승인자만이 사용할 수 있습니다 -
- This Document can not be used without Samsung's authorization -

8. Block Diagram and Schematic



- 이 문서는 삼성전자의 기술 자산으로 승인자만이 사용할 수 있습니다 -
 - This Document can not be used without Samsung's authorization -

8. Block Diagram and Schematic




- 이 문서는 삼성전자의 기술 자산으로 승인자만이 사용할 수 있습니다 -
- This Document can not be used without Samsung's authorization -

8. Block Diagram and Schematic




- 이 문서는 삼성전자의 기술 자산으로 승인자만이 사용할 수 있습니다 -
- This Document can not be used without Samsung's authorization -

8. Block Diagram and Schematic



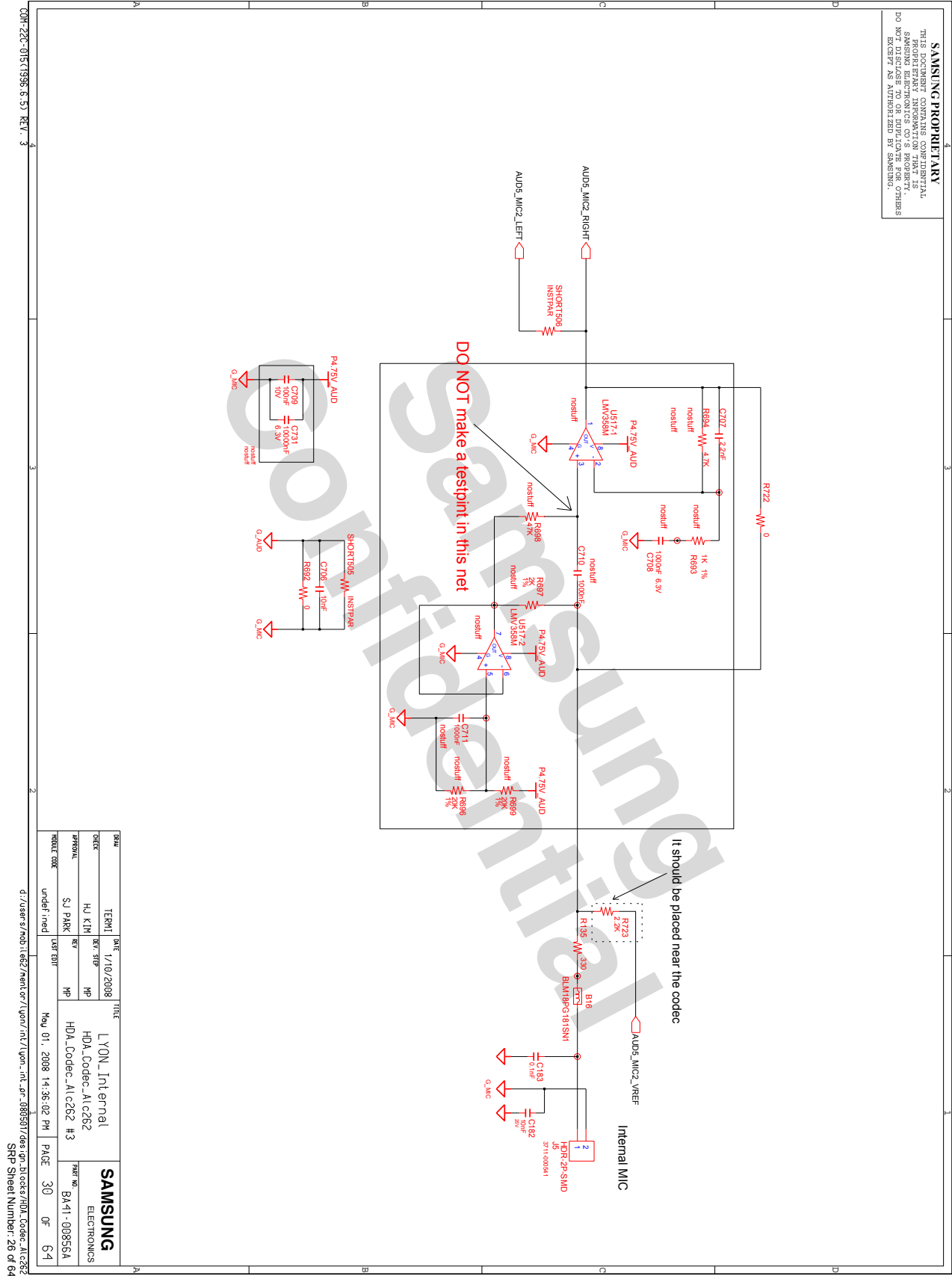
- 이 문서는 삼성전자의 기술 자산으로 승인자만이 사용할 수 있습니다 -
- This Document can not be used without Samsung's authorization -

8. Block Diagram and Schematic



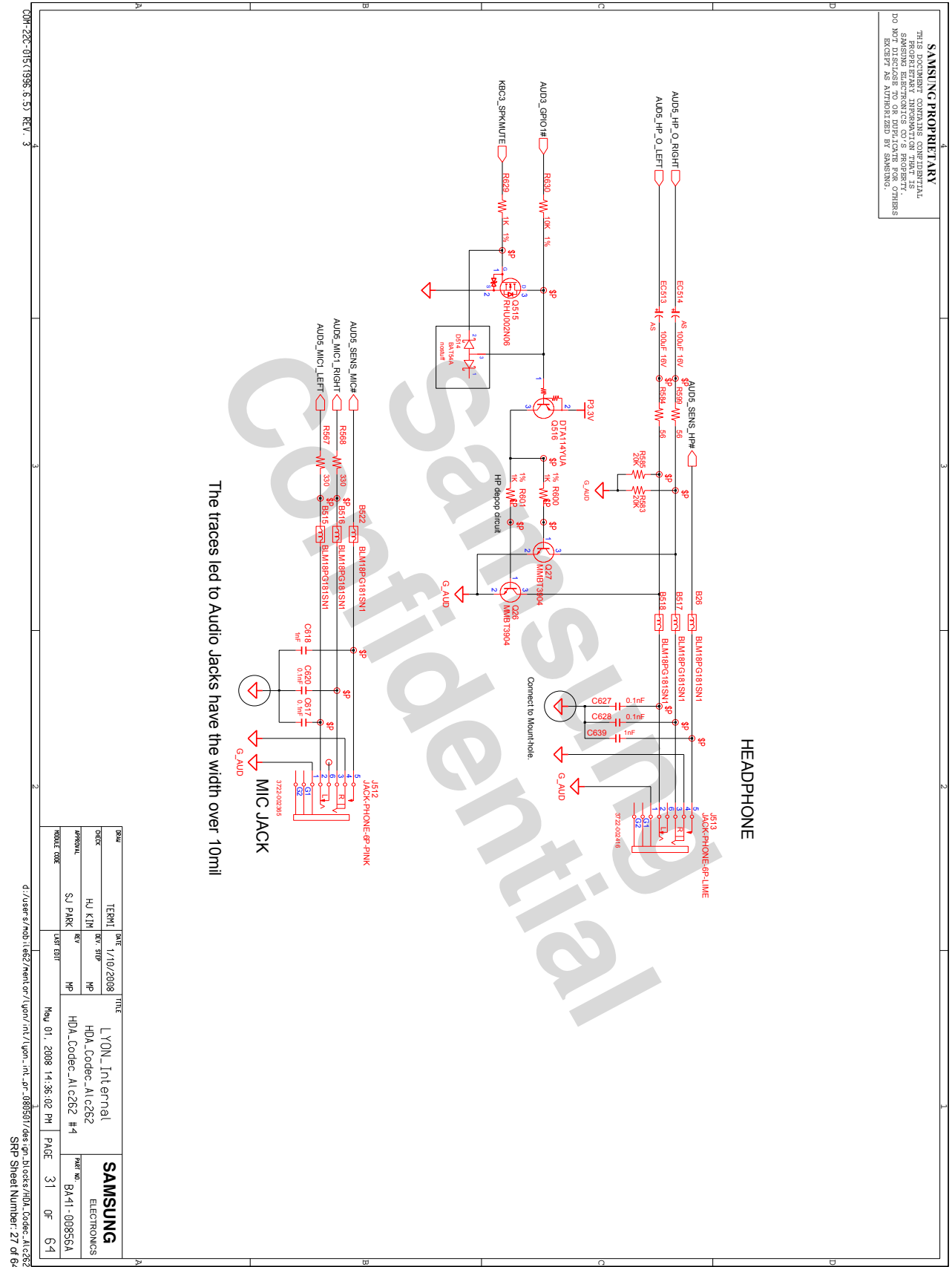
- 이 문서는 삼성전자의 기술 자산으로 승인자만이 사용할 수 있습니다 -
- This Document can not be used without Samsung's authorization -

8. Block Diagram and Schematic




- 이 문서는 삼성전자의 기술 자산으로 승인자만이 사용할 수 있습니다 -
- This Document can not be used without Samsung's authorization -

8. Block Diagram and Schematic



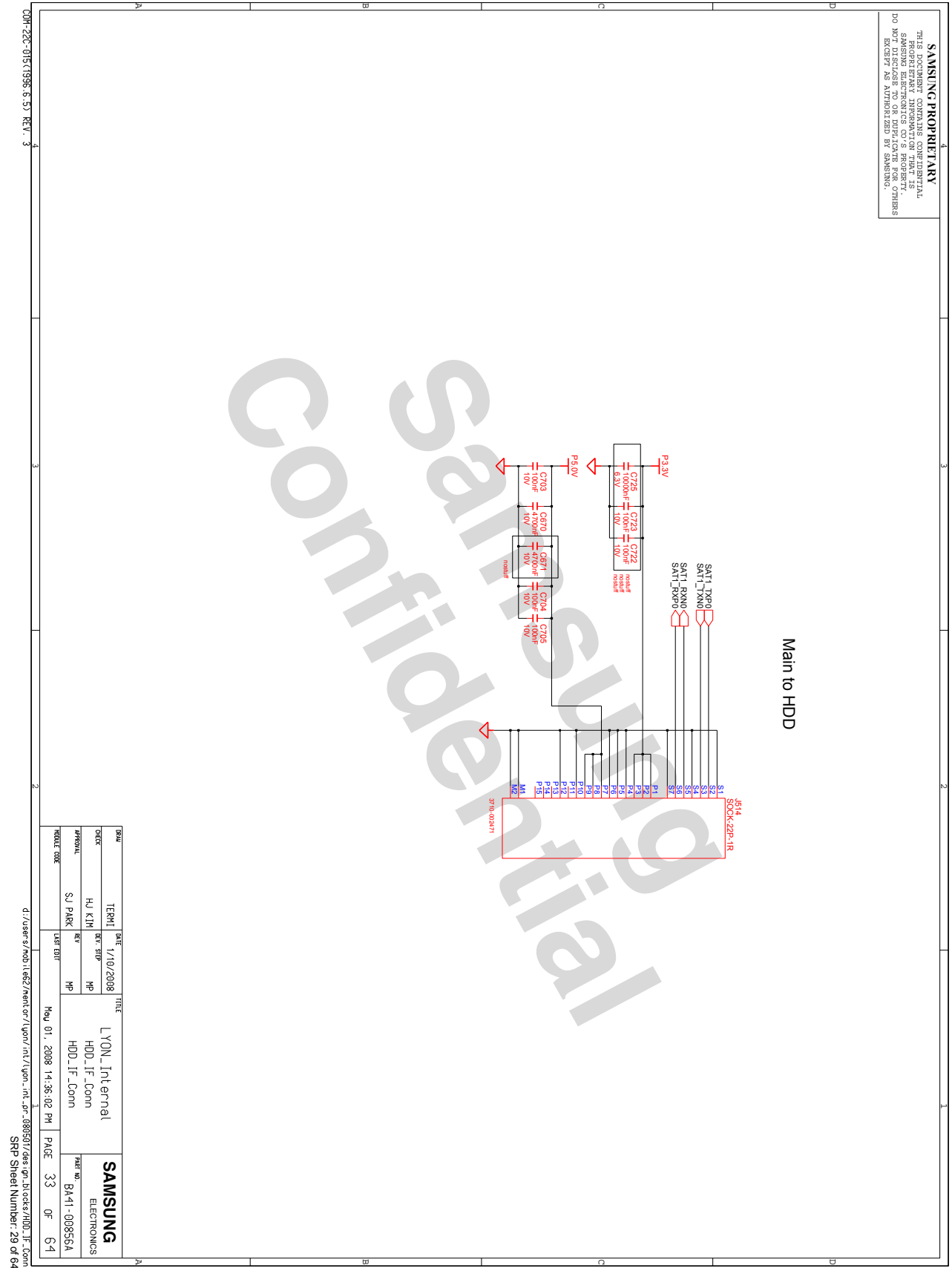
- 이 문서는 삼성전자의 기술 자산으로 승인자만이 사용할 수 있습니다 -
- This Document can not be used without Samsung's authorization -

8. Block Diagram and Schematic



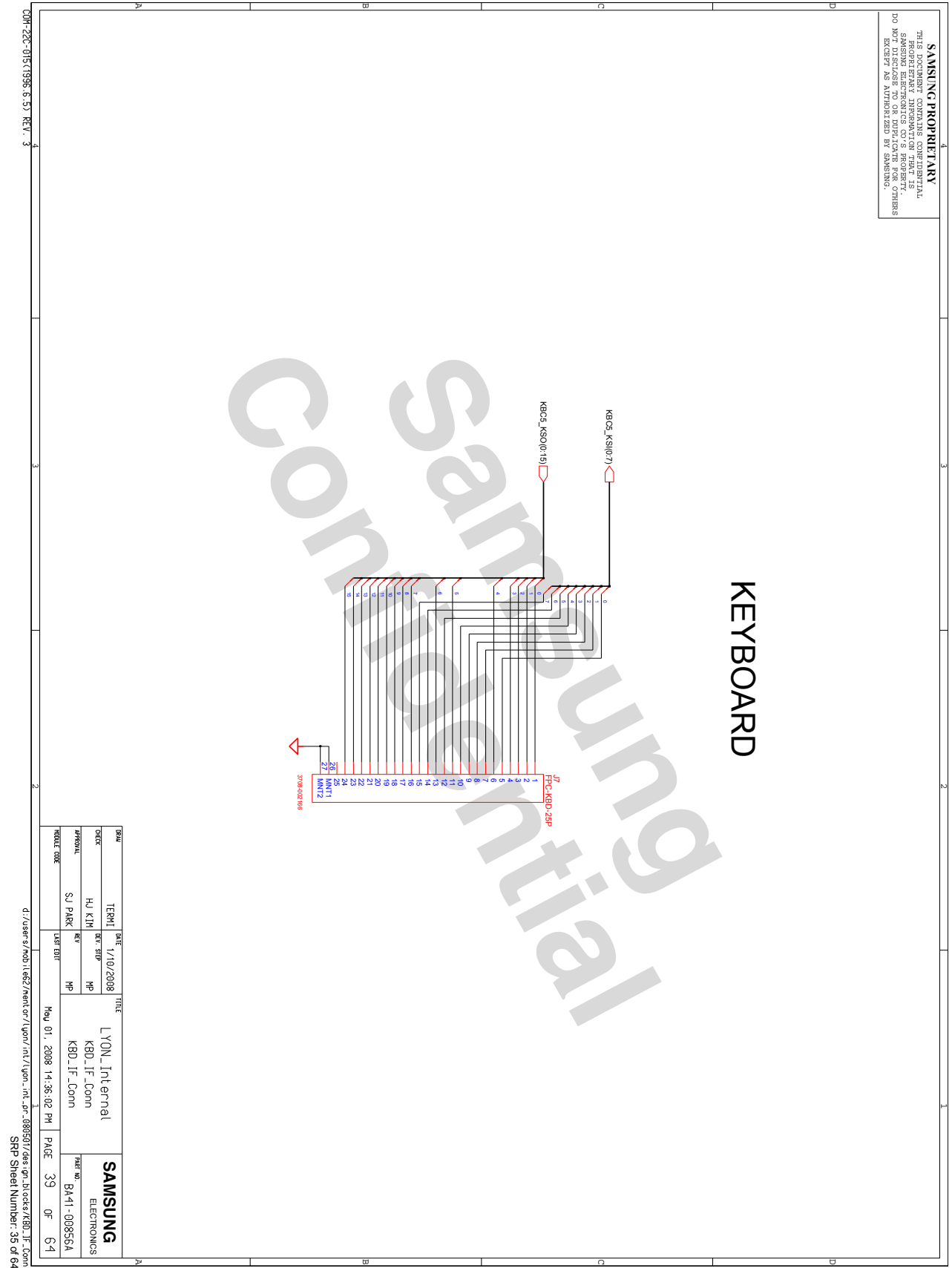
- 이 문서는 삼성전자의 기술 자산으로 승인자만이 사용할 수 있습니다 -
- This Document can not be used without Samsung's authorization -

8. Block Diagram and Schematic




- 이 문서는 삼성전자의 기술 자산으로 승인자만이 사용할 수 있습니다 -
- This Document can not be used without Samsung's authorization -

8. Block Diagram and Schematic




- 이 문서는 삼성전자의 기술 자산으로 승인자만이 사용할 수 있습니다 -
- This Document can not be used without Samsung's authorization -

8. Block Diagram and Schematic




- 이 문서는 삼성전자의 기술 자산으로 승인자만이 사용할 수 있습니다 -
- This Document can not be used without Samsung's authorization -

8. Block Diagram and Schematic




- 이 문서는 삼성전자의 기술 자산으로 승인자만이 사용할 수 있습니다 -
 - This Document can not be used without Samsung's authorization -

8. Block Diagram and Schematic




- 이 문서는 삼성전자의 기술 자산으로 승인자만이 사용할 수 있습니다 -
- This Document can not be used without Samsung's authorization -

8. Block Diagram and Schematic




- 이 문서는 삼성전자의 기술 자산으로 승인자만이 사용할 수 있습니다 -
- This Document can not be used without Samsung's authorization -

8. Block Diagram and Schematic




- 이 문서는 삼성전자의 기술 자산으로 승인자만이 사용할 수 있습니다 -
- This Document can not be used without Samsung's authorization -

8. Block Diagram and Schematic



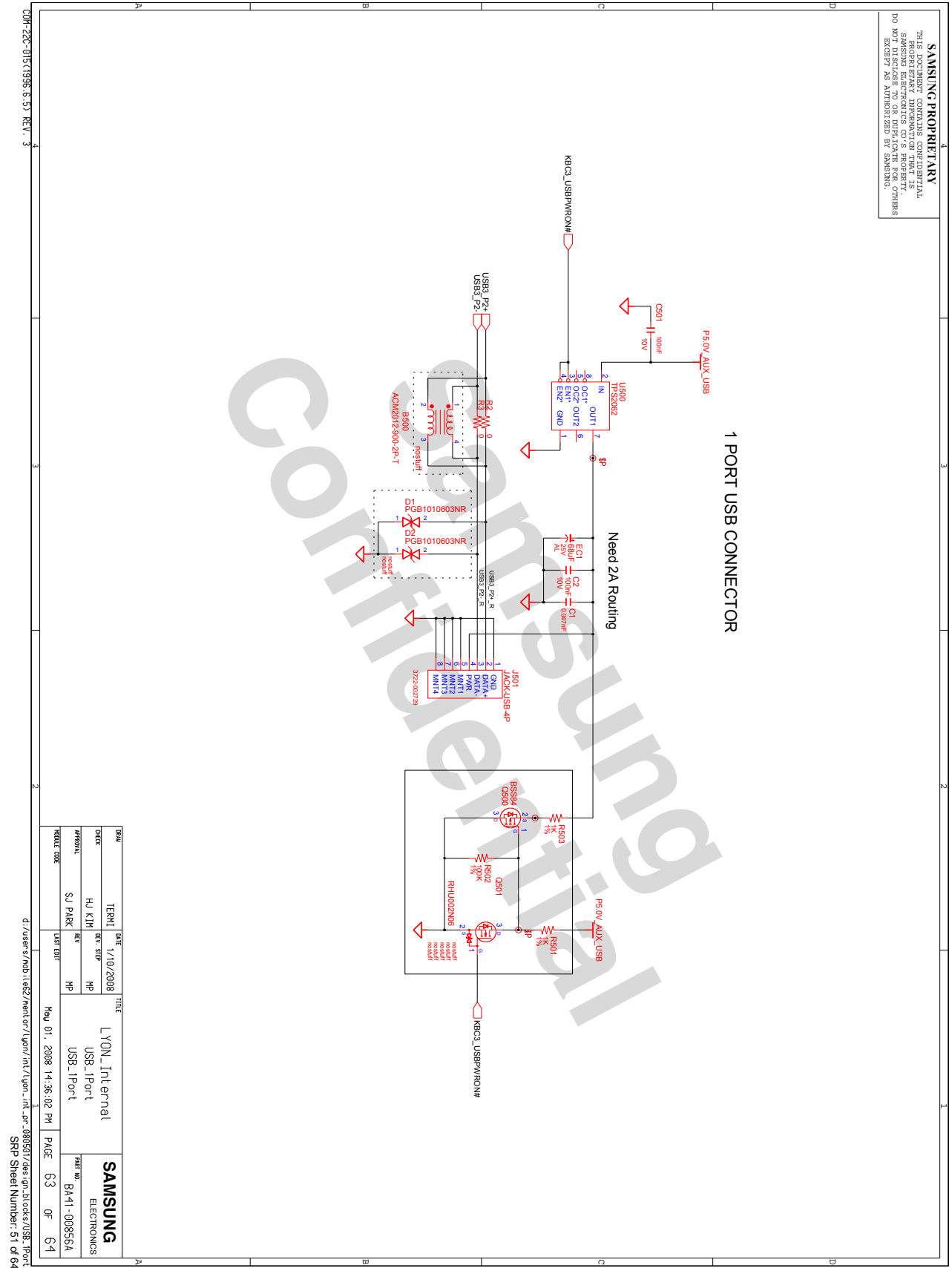
- 이 문서는 삼성전자의 기술 자산으로 승인자만이 사용할 수 있습니다 -
- This Document can not be used without Samsung's authorization -

8. Block Diagram and Schematic



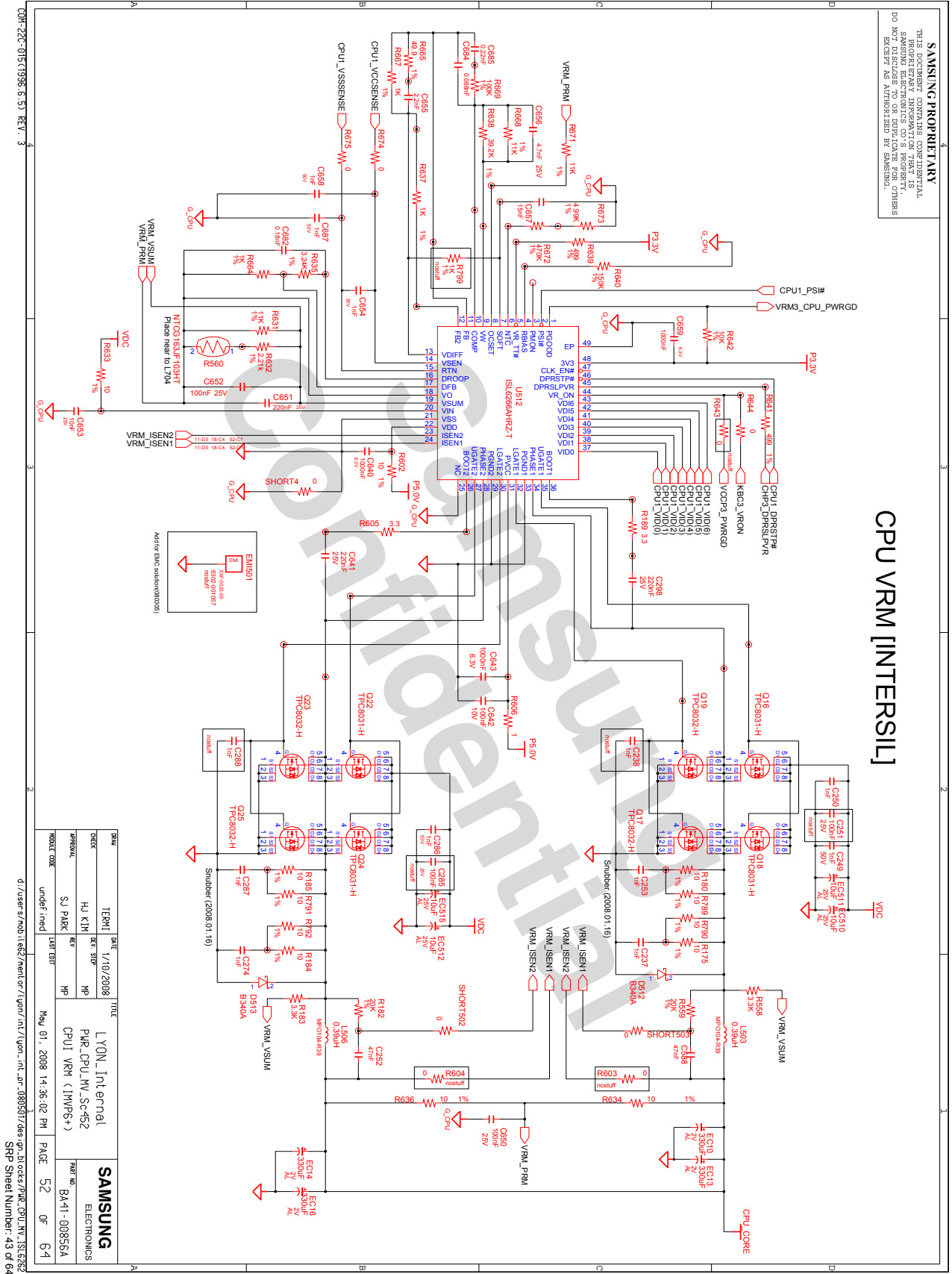
- 이 문서는 삼성전자의 기술 자산으로 승인자만이 사용할 수 있습니다 -
- This Document can not be used without Samsung's authorization -

8. Block Diagram and Schematic



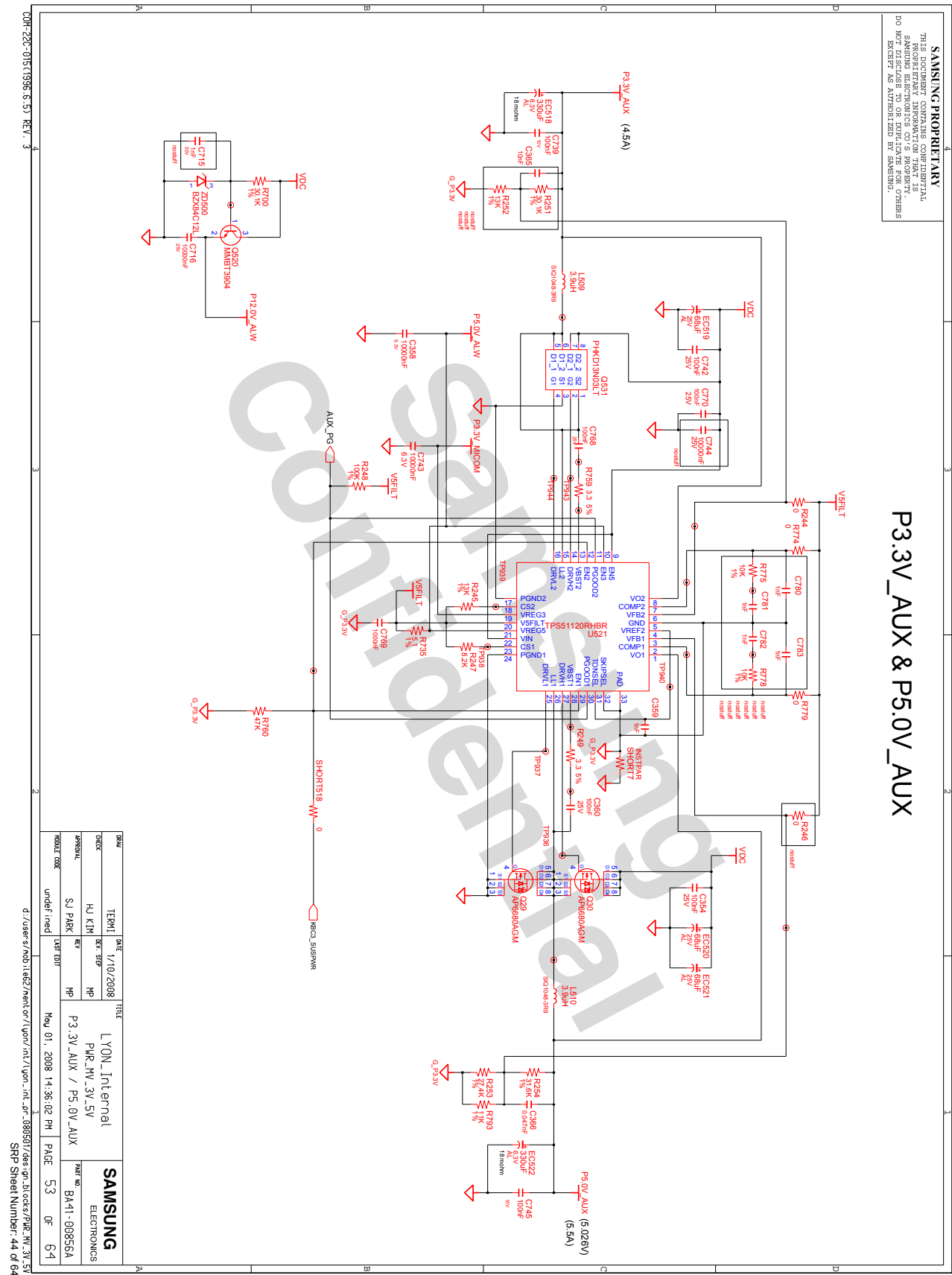
- 이 문서는 삼성전자의 기술 자산으로 승인자만이 사용할 수 있습니다 -
- This Document can not be used without Samsung's authorization -

8. Block Diagram and Schematic



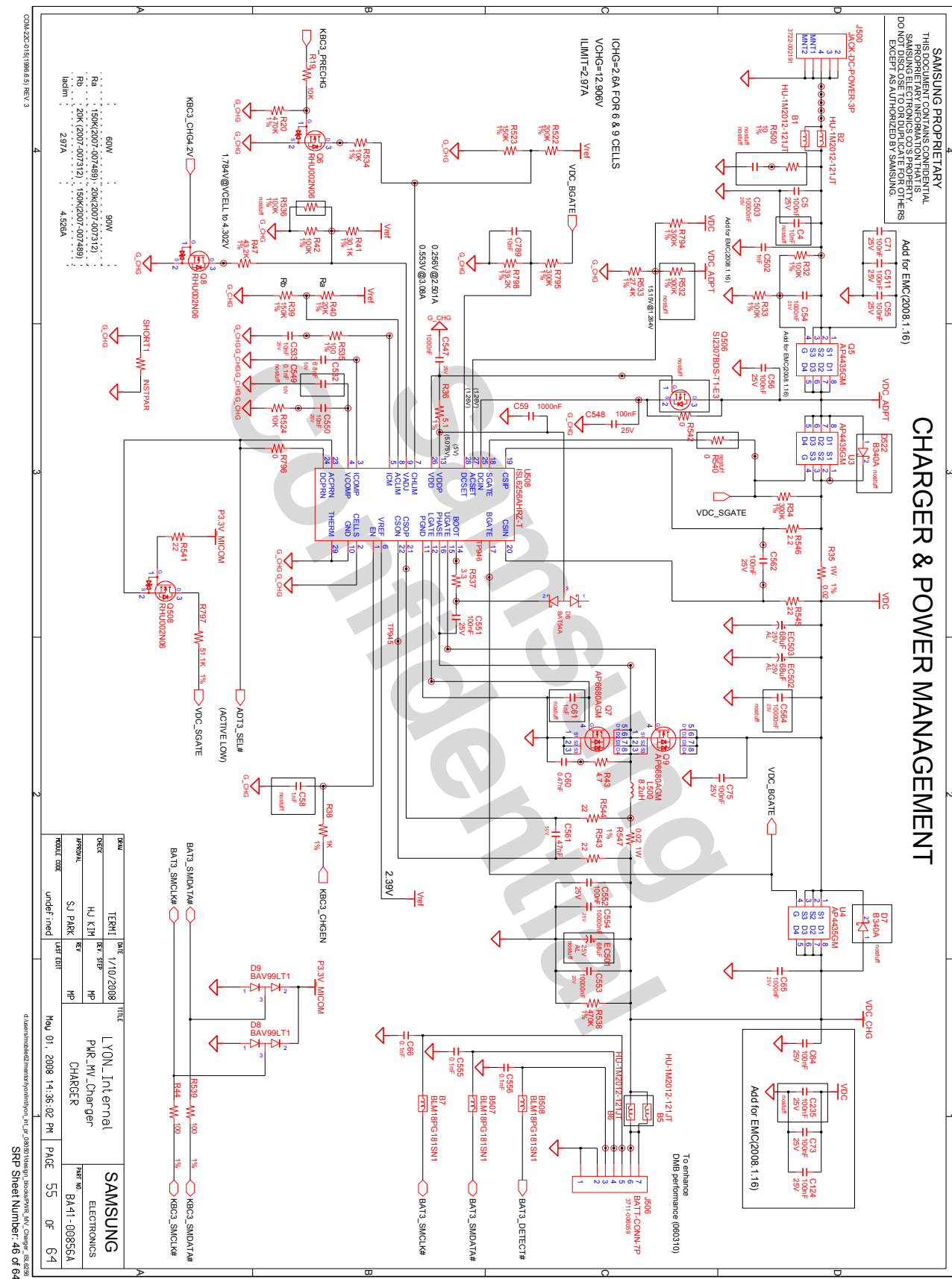
- 이 문서는 삼성전자의 기술 자산으로 승인자만이 사용할 수 있습니다 -
 - This Document can not be used without Samsung's authorization -

8. Block Diagram and Schematic



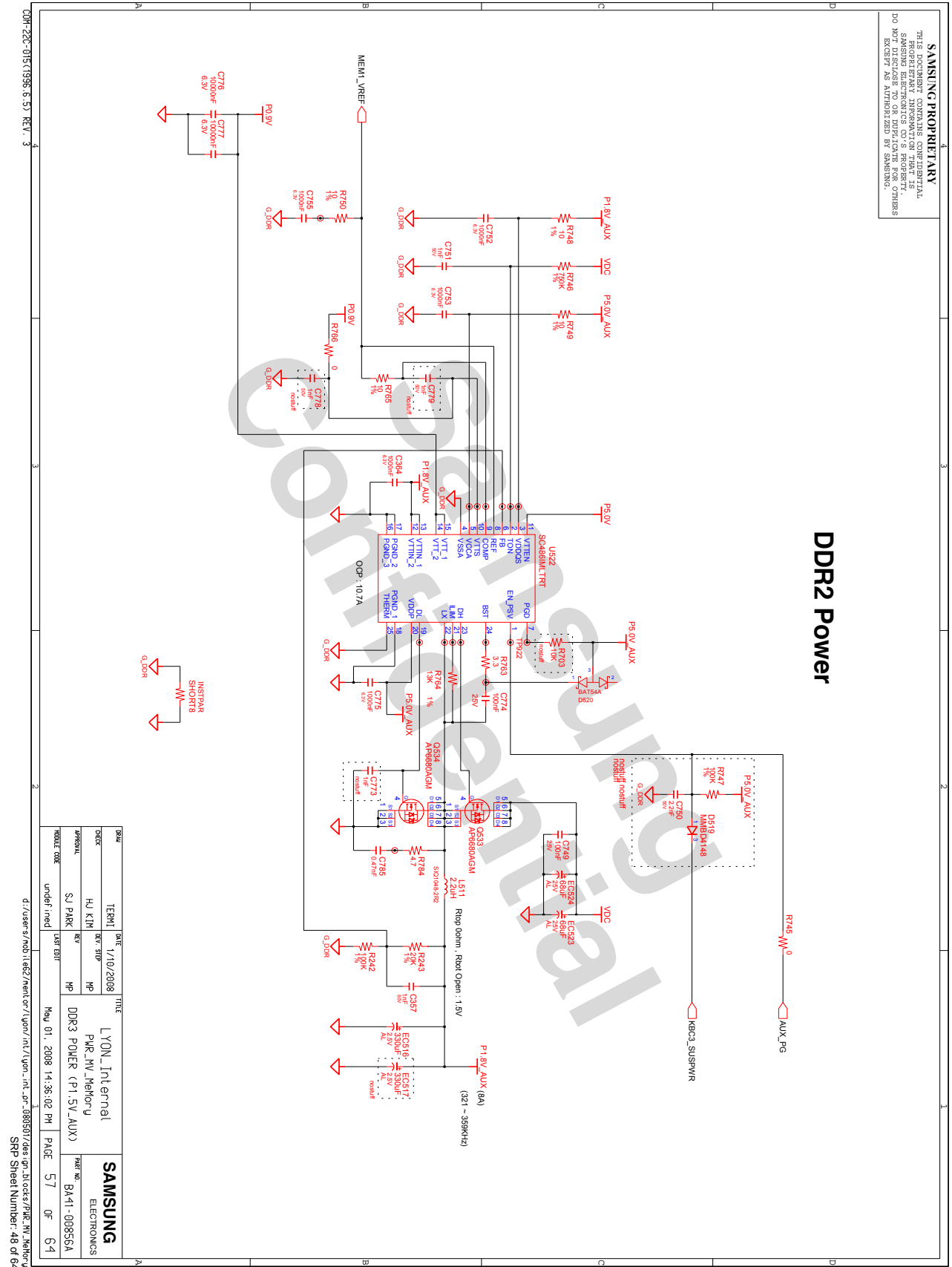
- 이 문서는 삼성전자의 기술 자산으로 승인자만이 사용할 수 있습니다 -
- This Document can not be used without Samsung's authorization -

8. Block Diagram and Schematic



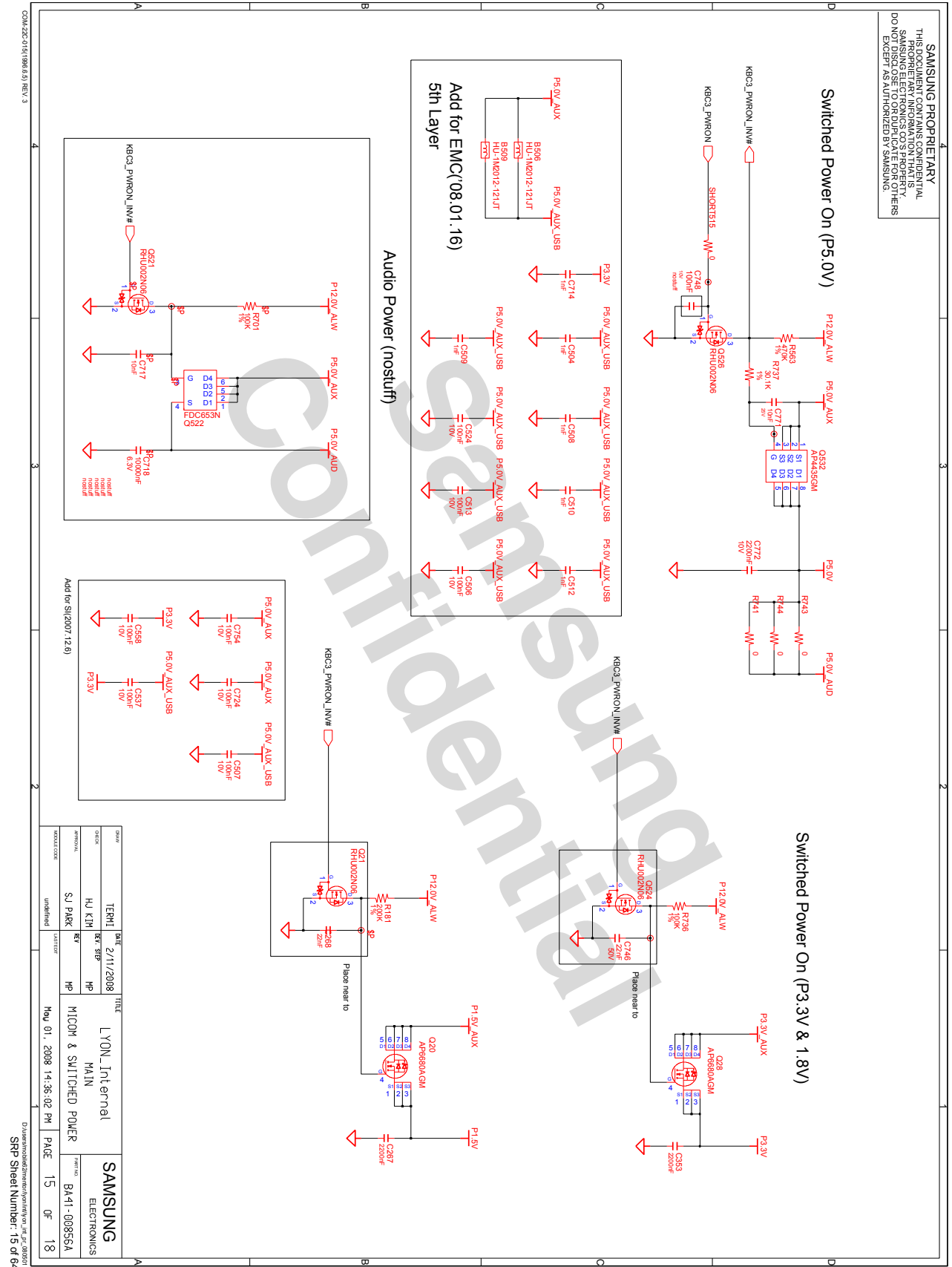
- 이 문서는 삼성전자의 기술 자산으로 승인자만이 사용할 수 있습니다 -
- This Document can not be used without Samsung's authorization -

8. Block Diagram and Schematic



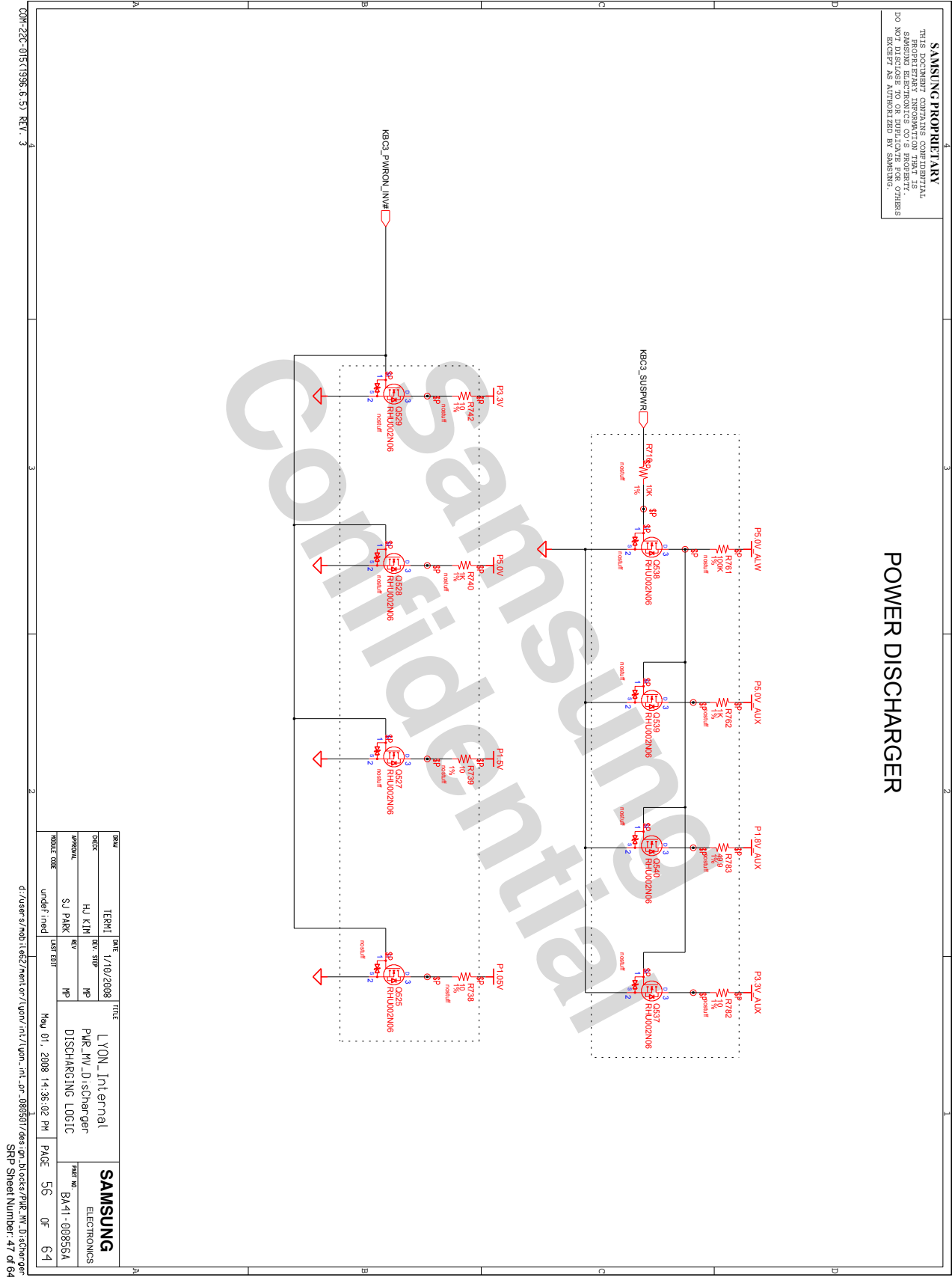
- 이 문서는 삼성전자의 기술 자산으로 승인자만이 사용할 수 있습니다 -
 - This Document can not be used without Samsung's authorization -

8. Block Diagram and Schematic



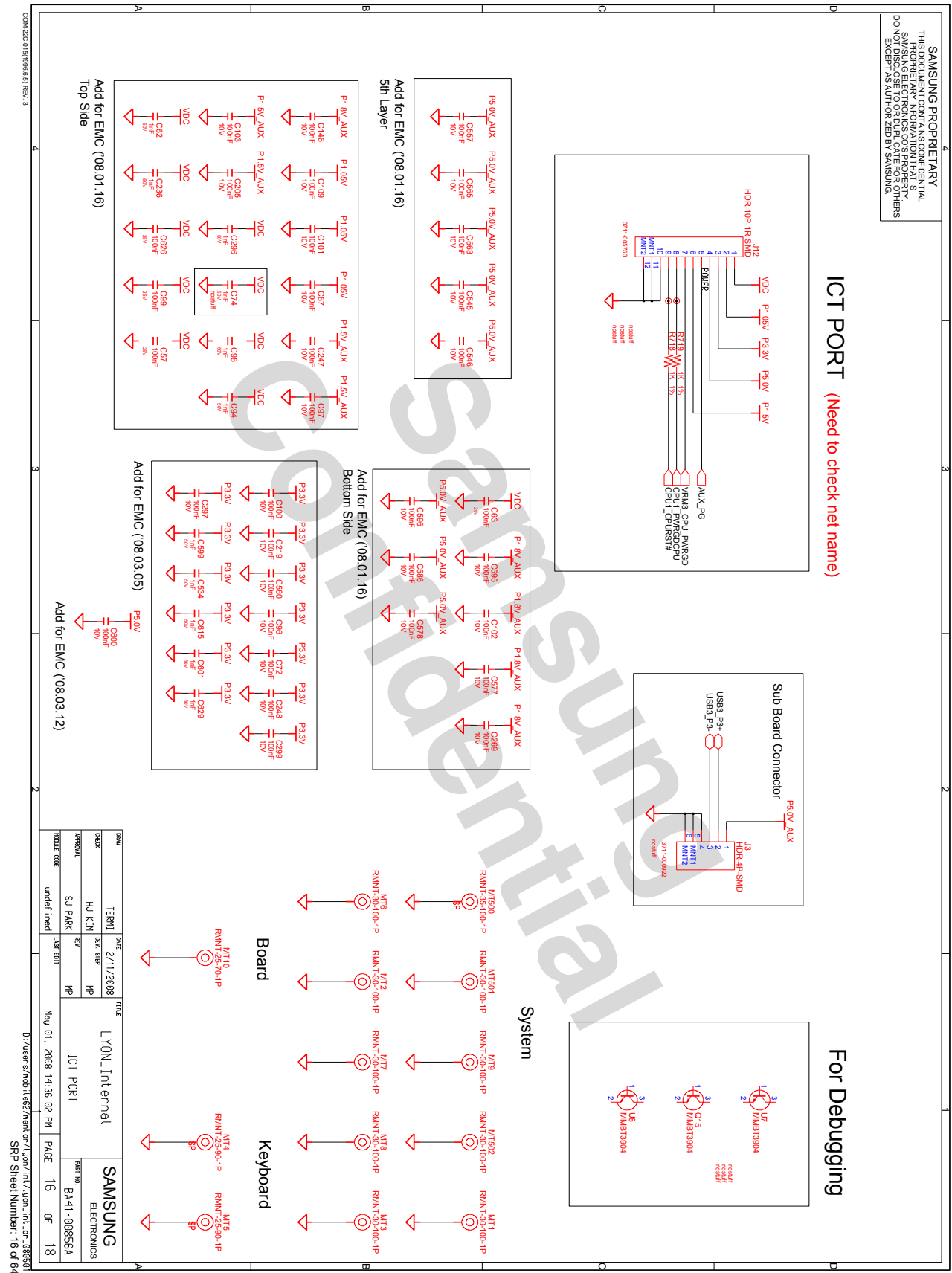
- 이 문서는 삼성전자의 기술 자산으로 승인자만이 사용할 수 있습니다 -
- This Document can not be used without Samsung's authorization -

8. Block Diagram and Schematic



- 이 문서는 삼성전자의 기술 자산으로 승인자만이 사용할 수 있습니다 -
- This Document can not be used without Samsung's authorization -

8. Block Diagram and Schematic



- 이 문서는 삼성전자의 기술 자산으로 승인자만이 사용할 수 있습니다 -
 - This Document can not be used without Samsung's authorization -

8. Block Diagram and Schematic

SAMSUNG PROPRIETARY
 THIS DOCUMENT CONTAINS CONFIDENTIAL INFORMATION AND IS THE PROPERTY OF SAMSUNG ELECTRONICS CO., LTD.
 DO NOT DISCLOSE TO OR DUPLICATE FOR OTHERS WITHOUT THE WRITTEN AUTHORIZATION BY SAMSUNG.

<p>○OVLV_P0 ○OVLV_P1 ○OVLV_P2 ○OVLV_P3 ○OVLV_P4 ○OVLV_P5 ○OVLV_P6 ○OVLV_P7 ○OVLV_P8 ○OVLV_P9 ○OVLV_P10 ○OVLV_P11 ○OVLV_P12 ○OVLV_P13 ○OVLV_P14 ○OVLV_P15 ○OVLV_P16 ○OVLV_P17 ○OVLV_P18 ○OVLV_P19 ○OVLV_P20 ○OVLV_P21 ○OVLV_P22 ○OVLV_P23 ○OVLV_P24 ○OVLV_P25 ○OVLV_P26 ○OVLV_P27 ○OVLV_P28 ○OVLV_P29 ○OVLV_P30 ○OVLV_P31 ○OVLV_P32 ○OVLV_P33 ○OVLV_P34 ○OVLV_P35 ○OVLV_P36 ○OVLV_P37 ○OVLV_P38 ○OVLV_P39 ○OVLV_P40 ○OVLV_P41 ○OVLV_P42 ○OVLV_P43 ○OVLV_P44 ○OVLV_P45 ○OVLV_P46 ○OVLV_P47 ○OVLV_P48 ○OVLV_P49 ○OVLV_P50 ○OVLV_P51 ○OVLV_P52 ○OVLV_P53 ○OVLV_P54 ○OVLV_P55 ○OVLV_P56 ○OVLV_P57 ○OVLV_P58 ○OVLV_P59 ○OVLV_P60 ○OVLV_P61 ○OVLV_P62 ○OVLV_P63 ○OVLV_P64 ○OVLV_P65 ○OVLV_P66 ○OVLV_P67 ○OVLV_P68 ○OVLV_P69 ○OVLV_P70 ○OVLV_P71 ○OVLV_P72 ○OVLV_P73 ○OVLV_P74 ○OVLV_P75 ○OVLV_P76 ○OVLV_P77 ○OVLV_P78 ○OVLV_P79 ○OVLV_P80 ○OVLV_P81 ○OVLV_P82 ○OVLV_P83 ○OVLV_P84 ○OVLV_P85 ○OVLV_P86 ○OVLV_P87 ○OVLV_P88 ○OVLV_P89 ○OVLV_P90 ○OVLV_P91 ○OVLV_P92 ○OVLV_P93 ○OVLV_P94 ○OVLV_P95 ○OVLV_P96 ○OVLV_P97 ○OVLV_P98 ○OVLV_P99</p>	<p>○OVLV_P100 ○OVLV_P101 ○OVLV_P102 ○OVLV_P103 ○OVLV_P104 ○OVLV_P105 ○OVLV_P106 ○OVLV_P107 ○OVLV_P108 ○OVLV_P109 ○OVLV_P110 ○OVLV_P111 ○OVLV_P112 ○OVLV_P113 ○OVLV_P114 ○OVLV_P115 ○OVLV_P116 ○OVLV_P117 ○OVLV_P118 ○OVLV_P119 ○OVLV_P120 ○OVLV_P121 ○OVLV_P122 ○OVLV_P123 ○OVLV_P124 ○OVLV_P125 ○OVLV_P126 ○OVLV_P127 ○OVLV_P128 ○OVLV_P129 ○OVLV_P130 ○OVLV_P131 ○OVLV_P132 ○OVLV_P133 ○OVLV_P134 ○OVLV_P135 ○OVLV_P136 ○OVLV_P137 ○OVLV_P138 ○OVLV_P139 ○OVLV_P140 ○OVLV_P141 ○OVLV_P142 ○OVLV_P143 ○OVLV_P144 ○OVLV_P145 ○OVLV_P146 ○OVLV_P147 ○OVLV_P148 ○OVLV_P149 ○OVLV_P150 ○OVLV_P151 ○OVLV_P152 ○OVLV_P153 ○OVLV_P154 ○OVLV_P155 ○OVLV_P156 ○OVLV_P157 ○OVLV_P158 ○OVLV_P159 ○OVLV_P160 ○OVLV_P161 ○OVLV_P162 ○OVLV_P163 ○OVLV_P164 ○OVLV_P165 ○OVLV_P166 ○OVLV_P167 ○OVLV_P168 ○OVLV_P169 ○OVLV_P170 ○OVLV_P171 ○OVLV_P172 ○OVLV_P173 ○OVLV_P174 ○OVLV_P175 ○OVLV_P176 ○OVLV_P177 ○OVLV_P178 ○OVLV_P179 ○OVLV_P180 ○OVLV_P181 ○OVLV_P182 ○OVLV_P183 ○OVLV_P184 ○OVLV_P185 ○OVLV_P186 ○OVLV_P187 ○OVLV_P188 ○OVLV_P189 ○OVLV_P190 ○OVLV_P191 ○OVLV_P192 ○OVLV_P193 ○OVLV_P194 ○OVLV_P195 ○OVLV_P196 ○OVLV_P197 ○OVLV_P198 ○OVLV_P199</p>	<p>○OVLV_P200 ○OVLV_P201 ○OVLV_P202 ○OVLV_P203 ○OVLV_P204 ○OVLV_P205 ○OVLV_P206 ○OVLV_P207 ○OVLV_P208 ○OVLV_P209 ○OVLV_P210 ○OVLV_P211 ○OVLV_P212 ○OVLV_P213 ○OVLV_P214 ○OVLV_P215 ○OVLV_P216 ○OVLV_P217 ○OVLV_P218 ○OVLV_P219 ○OVLV_P220 ○OVLV_P221 ○OVLV_P222 ○OVLV_P223 ○OVLV_P224 ○OVLV_P225 ○OVLV_P226 ○OVLV_P227 ○OVLV_P228 ○OVLV_P229 ○OVLV_P230 ○OVLV_P231 ○OVLV_P232 ○OVLV_P233 ○OVLV_P234 ○OVLV_P235 ○OVLV_P236 ○OVLV_P237 ○OVLV_P238 ○OVLV_P239 ○OVLV_P240 ○OVLV_P241 ○OVLV_P242 ○OVLV_P243 ○OVLV_P244 ○OVLV_P245 ○OVLV_P246 ○OVLV_P247 ○OVLV_P248 ○OVLV_P249 ○OVLV_P250 ○OVLV_P251 ○OVLV_P252 ○OVLV_P253 ○OVLV_P254 ○OVLV_P255 ○OVLV_P256 ○OVLV_P257 ○OVLV_P258 ○OVLV_P259 ○OVLV_P260 ○OVLV_P261 ○OVLV_P262 ○OVLV_P263 ○OVLV_P264 ○OVLV_P265 ○OVLV_P266 ○OVLV_P267 ○OVLV_P268 ○OVLV_P269 ○OVLV_P270 ○OVLV_P271 ○OVLV_P272 ○OVLV_P273 ○OVLV_P274 ○OVLV_P275 ○OVLV_P276 ○OVLV_P277 ○OVLV_P278 ○OVLV_P279 ○OVLV_P280 ○OVLV_P281 ○OVLV_P282 ○OVLV_P283 ○OVLV_P284 ○OVLV_P285 ○OVLV_P286 ○OVLV_P287 ○OVLV_P288 ○OVLV_P289 ○OVLV_P290 ○OVLV_P291 ○OVLV_P292 ○OVLV_P293 ○OVLV_P294 ○OVLV_P295 ○OVLV_P296 ○OVLV_P297 ○OVLV_P298 ○OVLV_P299</p>	<p>○OVLV_P300 ○OVLV_P301 ○OVLV_P302 ○OVLV_P303 ○OVLV_P304 ○OVLV_P305 ○OVLV_P306 ○OVLV_P307 ○OVLV_P308 ○OVLV_P309 ○OVLV_P310 ○OVLV_P311 ○OVLV_P312 ○OVLV_P313 ○OVLV_P314 ○OVLV_P315 ○OVLV_P316 ○OVLV_P317 ○OVLV_P318 ○OVLV_P319 ○OVLV_P320 ○OVLV_P321 ○OVLV_P322 ○OVLV_P323 ○OVLV_P324 ○OVLV_P325 ○OVLV_P326 ○OVLV_P327 ○OVLV_P328 ○OVLV_P329 ○OVLV_P330 ○OVLV_P331 ○OVLV_P332 ○OVLV_P333 ○OVLV_P334 ○OVLV_P335 ○OVLV_P336 ○OVLV_P337 ○OVLV_P338 ○OVLV_P339 ○OVLV_P340 ○OVLV_P341 ○OVLV_P342 ○OVLV_P343 ○OVLV_P344 ○OVLV_P345 ○OVLV_P346 ○OVLV_P347 ○OVLV_P348 ○OVLV_P349 ○OVLV_P350 ○OVLV_P351 ○OVLV_P352 ○OVLV_P353 ○OVLV_P354 ○OVLV_P355 ○OVLV_P356 ○OVLV_P357 ○OVLV_P358 ○OVLV_P359 ○OVLV_P360 ○OVLV_P361 ○OVLV_P362 ○OVLV_P363 ○OVLV_P364 ○OVLV_P365 ○OVLV_P366 ○OVLV_P367 ○OVLV_P368 ○OVLV_P369 ○OVLV_P370 ○OVLV_P371 ○OVLV_P372 ○OVLV_P373 ○OVLV_P374 ○OVLV_P375 ○OVLV_P376 ○OVLV_P377 ○OVLV_P378 ○OVLV_P379 ○OVLV_P380 ○OVLV_P381 ○OVLV_P382 ○OVLV_P383 ○OVLV_P384 ○OVLV_P385 ○OVLV_P386 ○OVLV_P387 ○OVLV_P388 ○OVLV_P389 ○OVLV_P390 ○OVLV_P391 ○OVLV_P392 ○OVLV_P393 ○OVLV_P394 ○OVLV_P395 ○OVLV_P396 ○OVLV_P397 ○OVLV_P398 ○OVLV_P399</p>
--	--	--	--

DESIGN	IE9H1	DATE	2/11/2008	TITLE	LYON_Internal
DRAWN	HJ KIM	REV	STP	MP	TP
APPROVAL	SJ PARK	EFY	MP		UNDEFINIED
WORLD TOX		LAST EDIT	May 01, 2008 14:36:02 PM	PAGE	18 OF 18

SAMSUNG	
ELECTRONICS	
PART NO. BA41-00856A	

D:\user\sjp\ie9h1\src\main\lyon\int\lyon_int_or_080506 SRP Sheet Number: 18 of 64